

## Capital Market Report 07 June 2024

Foreigners Sold 1.8B for the week ended. They Sold R2048s, R213s and R186s and Bought R214s, R2032s. FRBI28s was the weakest performer this week, giving away 40 bps over its benchmark, whilst DTF005s and ABFN74s were the best performers, gaining 17bps and 11bps over their respective benchmarks.

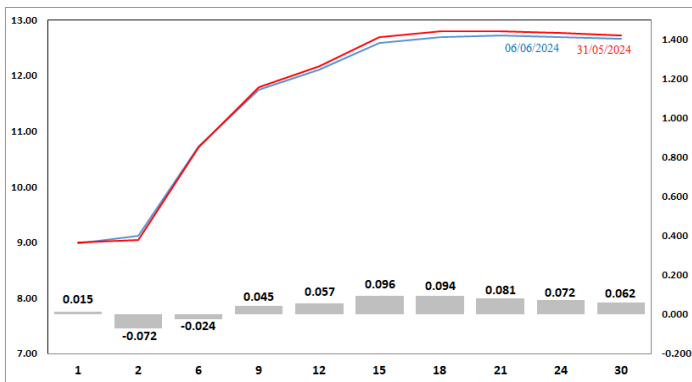
### WEEKLY NON-RES STATS

BOND	PURCHASES	SALES	NETT
R2,023	-	-	-
R186	12,757,239,490	13,509,341,072	-752,101,582
R2,030	4,094,912,335	4,056,834,408	38,077,927
R213	1,706,969,169	2,557,059,000	-850,089,831
R2,032	2,581,600,826	1,734,527,958	847,072,868
R2,035	6,674,225,869	6,689,015,131	-14,789,262
R209	12,700,000	152,370,000	-139,670,000
R2,037	1,102,156,722	1,297,531,896	-195,375,174
R2,040	1,930,293,961	1,780,790,000	149,503,961
R214	1,017,035,000	333,415,000	683,620,000
R2,044	672,260,000	1,139,000,000	-466,740,000
R2,048	5,225,028,055	6,362,095,000	-1,137,066,945
<b>TOTAL</b>	<b>37,774,421,427</b>	<b>39,611,979,465</b>	<b>-1,837,558,038</b>

### CORPORATE SPREADS

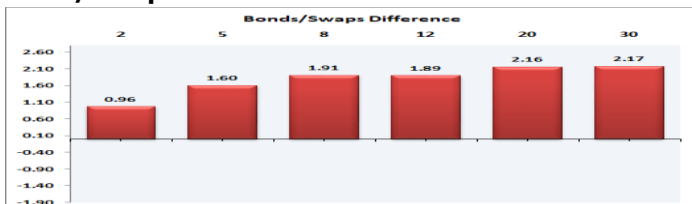
BOND	COMPANION	COMPANIONS	CURRENT	PRIOR	CHANGE
FRBI28	31/03/2028	R210	80	40	40
BAWGL1	22/08/2025	JIBAR	102	100	2
EL28	02/05/2028	R210	69	67	2
ES42	25/04/2042	R214	72	73.5	-1.5
GRT42	20/11/2026	JIBAR	131.5	133	-1.5
DTF002	28/06/2025	JIBAR	66	68	-2
EQT015	11/03/2028	JIBAR	150	152	-2
FRBI25	31/01/2025	I2025	28	30	-2
ABFN67	15/09/2028	JIBAR	110	113	-3
AGLG02	26/08/2028	JIBAR	165	168	-3
ABFN74	06/02/2031	JIBAR	124	135	-11
DTF005	15/06/2024	JIBAR	58	75	-17

### Yield Curve- Week on Week

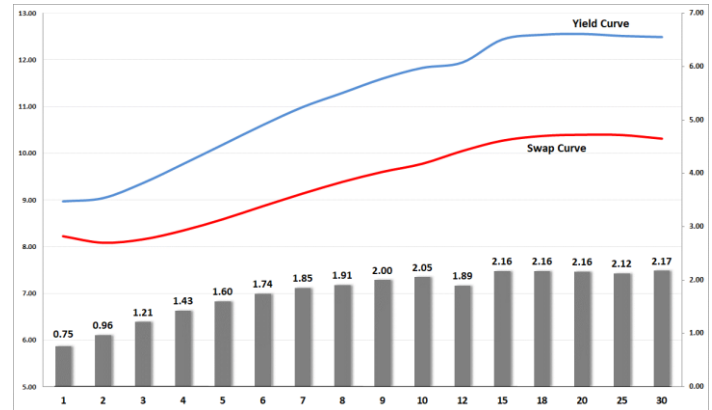


Bond Rates	Open	High	Low	Close
R 2,040	12.820	12.955	12.676	12.720
R 209	12.325	12.420	12.175	12.215
R 2,030	10.690	10.770	10.510	10.510

### Bond/Swap Differences



## BONDS and SWAPS - YIELD CURVE



## IMPORTANT ECONOMIC INDICATORS

Date	Time	Country	Event	Month	Previous	Consensus	Forecast
11-Jun-24	13:00:00	SA	Manufacturing Production YOY APR	Apr'24	-6.40%		-2.00%
12-Jun-24	08:00:00	UK	GDP MoM April	Apr'24	0.40%		0.20%
	14:30:00	US	Inflation Rate YoY MAY	May'24	3.40%	3.40%	3.40%
	20:00:00	US	Fed Interest Rate Decision				
13-Jun-24	11:30:00	SA	Mining Production YoY APR	Apr'24	-5.80%		0.90%
	14:30:00	US	Initial Jobless Claims JUN/08	Jun'24	229K	227K	
	14:30:00	US	PPI YoY MAY	May'24	2.20%	2.20%	2.20%

## PERFORMANCE

Performance	Total Return		
	MtD	YtD	YoY
ALBI	0.05%	5.99%	10.16%
GOVI	0.07%	5.93%	10.13%
1 to 3 Years	0.65%	7.09%	10.44%
3 to 7 Years	0.29%	5.26%	9.67%
7 to 12 Years	-0.05%	5.98%	11.08%
Over 12 Years	-0.27%	5.48%	8.84%

## AUCTION RESULTS FOR THE WEEK

Government Bond Auction Results			
Bonds	R 2,035	R2,040	R2,053
Amount on Auction (R'm)	1250	1250	1250
Bids Received (R'm)	5130	3790	2250
Bid to Cover	4.10	3.03	1.80
Clearing Yield (%)	12.095	12.710	12.725

Inflation Linked Bond Auction Results (06 June 2024)			
Bonds	R 2,038	R 2,043	R 2,050
Coupon	2.250	5.125	2.500
Amount issued (R'm)	120	500	380
Bids received (R'm)	345	800	460
Bid to Cover	2.875	1.600	1.211
Clearing Yield (%)	5.280	5.250	5.300

## AUCTION INVITATION FOR THE UPCOMING WEEK

Government Bond Auction			
Bonds	R 213	R 2,032	R 2,035
Coupon (%)	7.000	8.300	8.875
Amount on Offer (R'm)	1250	1250	1250
Inflation Linked Bond Auction			
Bonds	R 2,038	R 2,043	R 2,050
Total Amount (R'm)	1000		