

## Capital Market Report 19 April 2024

Foreigners Sold 11.6B for the week ended. They Sold R2035s, R2037s and R186s and bought R2032s, R2040s and R213s. TN27s was the weakest performer this week, giving away 118bps over its benchmark, whilst FIFG03s and ABF29s were the best performers, gaining 62ps and 7bps over their respective benchmarks.

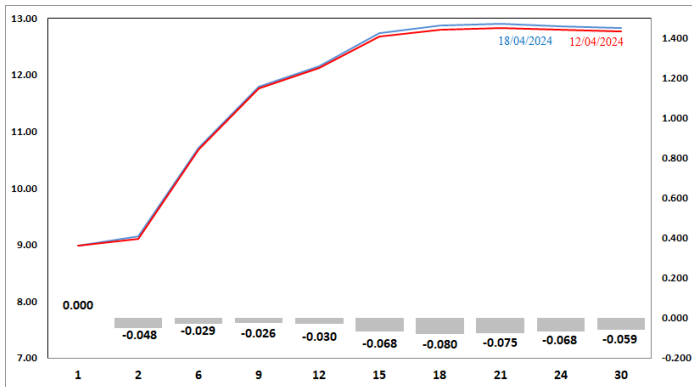
### WEEKLY NON-RES STATS

BOND	PURCHASES	SALES	NETT
R2,023	-	-	-
R186	3,871,602,102	6,493,692,102	-2,622,090,000
R2,030	3,113,080,000	3,003,101,335	109,978,665
R213	1,893,560,000	1,474,250,000	419,310,000
R2,032	5,796,149,538	5,273,255,000	522,894,538
R2,035	3,277,635,000	8,654,785,000	-5,377,150,000
R209	753,003,000	918,540,000	-165,537,000
R2,037	1,200,520,000	3,458,170,000	-2,257,650,000
R2,040	3,746,763,010	3,317,740,000	429,023,010
R214	619,150,000	1,896,272,461	-1,277,122,461
R2,044	1,315,190,000	1,570,700,000	-255,510,000
R2,048	3,312,760,000	4,498,031,000	-1,185,271,000
<b>TOTAL</b>	<b>28,899,412,650</b>	<b>40,558,536,898</b>	<b>-11,659,124,248</b>

### CORPORATE SPREADS

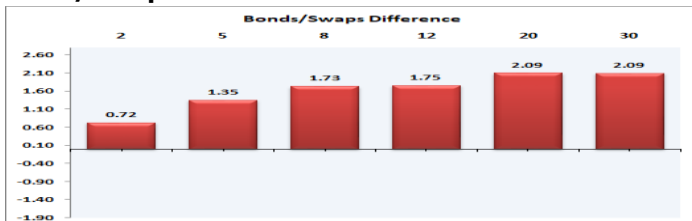
BOND	COMPANION	COMPANIONS	CURRENT	PRIOR	CHANGE
TN27	14/11/2027	R186	253	135	118
AGLG02	26/08/2028	JIBAR	175	165	10
AGT06	31/10/2028	JIBAR	270	260	10
ABFN64	28/06/2028	JIBAR	117	108	9
ABFN61	24/02/2028	JIBAR	114	106	8
ABGN02	27/06/2027	JIBAR	107	101	6
AGLG01	16/09/2027	JIBAR	165	160	5
FRB36	14/09/2028	JIBAR	170	165	5
KAP024	12/04/2025	JIBAR	113	111	2
DSYO	21/11/2024	JIBAR	111	112	-1
AB54	14/02/2027	JIBAR	109	111	-2
DT08	14/09/2026	JIBAR	93	95	-2
ES33	15/09/2033	R209	66	70	-4
CL76	31/10/2026	JIBAR	160	166	-6
ABF29	29/08/2025	JIBAR	83	90	-7
FIFG03	22/02/2025	JIBAR	130	192	-62

### Yield Curve- Week on Week

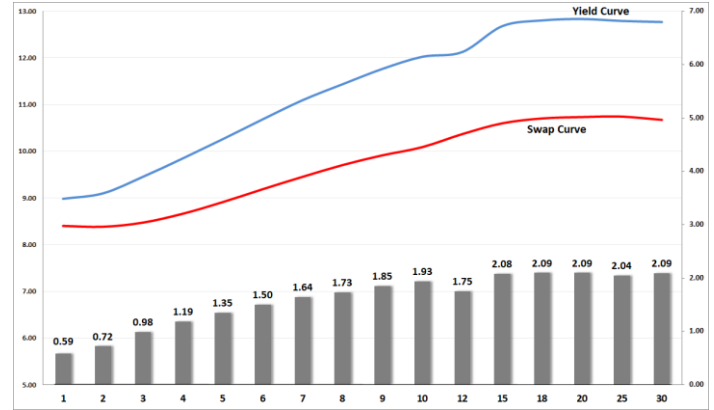


Bond Rates	Open	High	Low	Close
R 2,040	12.980	13.150	12.860	12.950
R 209	12.415	12.635	12.355	12.455
R 2,030	10.705	10.875	10.560	10.755

### Bond/Swap Differences



### BONDS and SWAPS - YIELD CURVE



### IMPORTANT ECONOMIC INDICATORS

Date	Time	Country	Event	Month	Previous	Consensus	Forecast
25-Apr-24	11:30:00	SA	PPI YoY MAR	Mar'24	4.50%		4.30%
	14:30:00	US	GDP Growth Rate QoQ Adv Q1		3.40%		2.80%
	14:30:00	US	Initial Jobless Claims APR/20	Apr'24	212K		213.0K
26-Apr-24	06:00:00	Japan	BoJ Interest Rate Decision		0.00%		0.00%

### PERFORMANCE

Performance	Total Return		
	MtD	YtD	YoY
ALBI	-0.32%	7.99%	6.09%
GOVI	-0.35%	7.93%	6.01%
1 to 3 Years	0.27%	8.52%	8.34%
3 to 7 Years	-0.38%	7.53%	6.31%
7 to 12 Years	-0.68%	8.51%	6.41%
Over 12 Years	-0.32%	6.85%	4.49%

### AUCTION RESULTS FOR THE WEEK

Government Bond Auction Results			
Bonds	R 2,032	R2,035	R2,044
Amount on Auction (R'm)	1250	1250	1250
Bids Received (R'm)	2345	3600	3500
Bid to Cover	1.88	2.88	2.80
Clearing Yield (%)	11.700	12.480	13.200

Inflation Linked Bond Auction Results (19 April 2024)			
Bonds	R 2,033	R 2,046	R 2,058
Coupon	1.880	2.500	5.125
Amount issued (R'm)	460	540	0
Bids received (R'm)	960	760	0
Bid to Cover	2.087	1.407	0.000
Clearing Yield (%)	5.040	5.150	0.000

### AUCTION INVITATION FOR THE UPCOMING WEEK

Government Bond Auction			
Bonds	R 213	R 2,037	R 2,040
Coupon(%)	7.000	8.000	9.000
Amount on Offer (R'm)	1250	1250	1250

Inflation Linked Bond Auction			
Bonds	R 2,033	R 2,046	R 2,058
Total Amount (R'm)		1000	