

## Capital Market Report 26 July 2024

Foreigners Bought 8.3 B for the week ended. They Bought R213s, R2032s and R2030s and Sold R2048s, R2044s. ABFN68s was the weakest performer this week, giving away .57 bps over its benchmark, whilst ABGN02s and HWAY3 4s were the best performers, gaining 17bps and 15bps over their respective benchmarks.

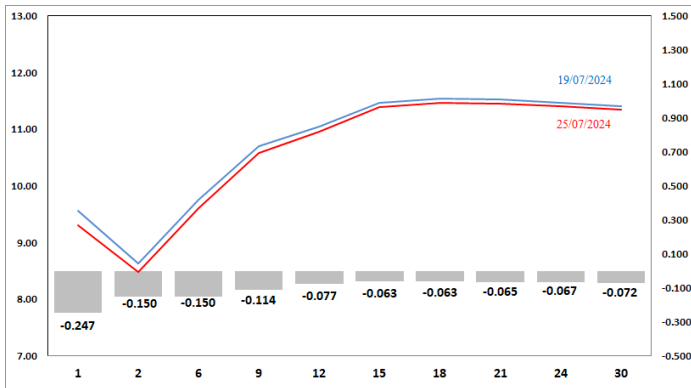
### WEEKLY NON-RES STATS

BOND	PURCHASES	SALES	NETT
<b>R2,023</b>	-	-	-
R186	4,742,000,000	2,868,902,000	1,873,098,000
R2,030	4,825,554,000	2,930,136,693	1,895,417,307
R213	4,957,422,000	1,024,452,000	3,932,970,000
R2,032	5,680,296,900	3,618,892,000	2,061,404,900
R2,035	3,154,068,400	3,329,279,000	-175,210,600
R209	230,869,998	737,854,000	-506,984,002
R2,037	1,968,698,882	1,938,504,852	30,194,030
R2,040	2,050,430,000	588,164,231	1,462,265,769
R214	110,000,000	669,005,057	-559,005,057
R2,044	1,364,054,500	2,130,915,542	-766,861,042
R2,048	3,667,445,089	4,597,285,200	-929,840,111
<b>TOTAL</b>	<b>32,750,839,769</b>	<b>24,433,390,575</b>	<b>8,317,449,194</b>

### CORPORATE SPREADS

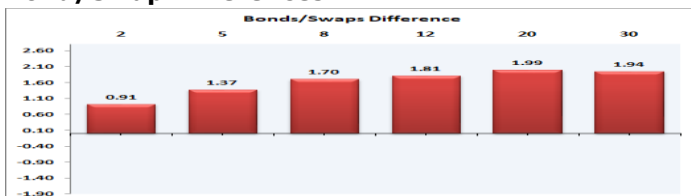
BOND	COMPANION	COMPANIONS	CURRENT	PRIOR	CHANGE
ABFN68	15/09/2030	JIBAR	125.57	125	0.57
COJ08	22/06/2026	R186	245	246	-1
BAWGL1	22/08/2025	JIBAR	97	99	-2
ES33	15/09/2033	R209	57	60	-3
HWAY30	28/08/2030	R2,030	58	61	-3
FRJ28	22/06/2028	JIBAR	111	116	-5
DTF004	14/09/2025	JIBAR	60	70	-10
HWAY34	31/07/2034	R209	50	65	-15
ABGN02	27/06/2027	JIBAR	93	110	-17

### Yield Curve- Week on Week

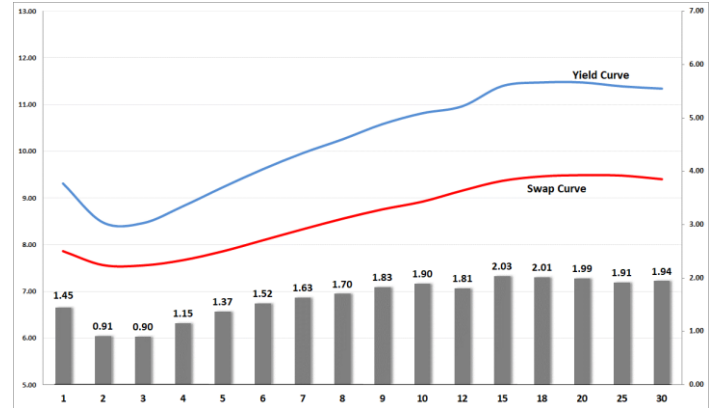


Bond Rates	Open	High	Low	Close
R 2,040	11.600	11.600	11.430	11.495
R 209	11.140	11.145	10.940	11.010
R 2,030	9.640	9.640	9.400	9.450

### Bond/Swap Differences



## BONDS and SWAPS - YIELD CURVE



## IMPORTANT ECONOMIC INDICATORS

Date	Time	Country	Event	Month	Previous	Consensus	Forecast
24-Jul-24	10:00:00	SA	Inflation Rate YoY JUN	Jun'24	5.20%		5.10%
25-Jul-24	11:30:00	SA	PPI YoY JUN	Jun'24	4.60%		4.70%
	14:30:00	US	Initial Jobless Claims JUL/20	Jul'24			

## PERFORMANCE

Performance	Total Return		
	MtD	YtD	YoY
ALBI	4.54%	18.34%	15.60%
GOVI	4.51%	18.24%	15.50%
1 to 3 Years	1.71%	9.94%	10.69%
3 to 7 Years	3.62%	13.13%	12.94%
7 to 12 Years	4.52%	19.53%	16.32%
Over 12 Years	6.12%	22.80%	18.05%

## AUCTION RESULTS FOR THE WEEK

Government Bond Auction Results			
Bonds	R 213	R2,037	R2,048
Amount on Auction (R'm)	1250	1250	1250
Bids Received (R'm)	8180	5090	4855
Bid to Cover	6.54	4.07	3.88
Clearing Yield (%)	9.950	11.300	11.400

Inflation Linked Bond Auction Results (26 July 2024)			
Bonds	R 2,031	R 2,043	R 2,058
Coupon	4.250	5.125	5.125
Amount issued (R'm)	2060	480	260
Bids received (R'm)	610	1260	690
Bid to Cover	0.296	2.625	2.654
Clearing Yield (%)	4.810	5.050	5.060

## AUCTION INVITATION FOR THE UPCOMING WEEK

Government Bond Auction			
Bonds	R 213	R 2,035	R 2,053
Coupon (%)	7.000	8.875	11.625
Amount on Offer (R'm)	1250	1250	1250

Inflation Linked Bond Auction			
Bonds	R 2,031	R 2,043	R 2,058
Total Amount (R'm)	1000		