

## Capital Market Report 28 June 2024

Foreigners Sold 3.3B for the week ended. They Sold R213s, R2030s and R2048s and Bought R2040s, R2035s. AGT03s was the weakest performer this week, giving away 2 bps over its benchmark, whilst GTR49s and AGT02s were the best performers, gaining 32bps and 20bps over their respective benchmarks.

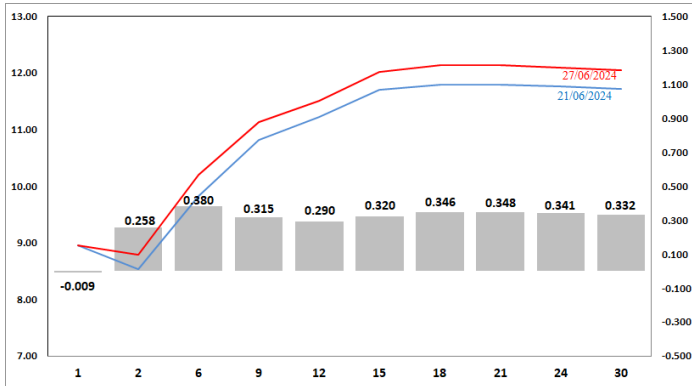
### WEEKLY NON-RES STATS

BOND	PURCHASES	SALES	NETT
R2,023	-	-	-
R186	6,137,212,516	6,250,146,734	-112,934,218
R2,030	5,061,090,000	6,177,457,913	-1,116,367,913
R213	1,075,034,500	4,109,029,000	-3,033,994,500
R2,032	2,765,840,000	3,142,285,060	-376,445,060
R2,035	9,255,171,573	7,866,948,619	1,388,222,954
R209	217,260,000	537,000,000	-319,740,000
R2,037	1,926,889,250	2,101,620,000	-174,730,750
R2,040	2,782,316,105	818,170,000	1,964,146,105
R214	140,000,000	405,000,000	-265,000,000
R2,044	1,748,761,440	2,155,037,150	-406,275,710
R2,048	6,998,092,748	7,877,330,000	-879,237,252
<b>TOTAL</b>	<b>38,107,668,132</b>	<b>41,440,024,476</b>	<b>-3,332,356,344</b>

### CORPORATE SPREADS

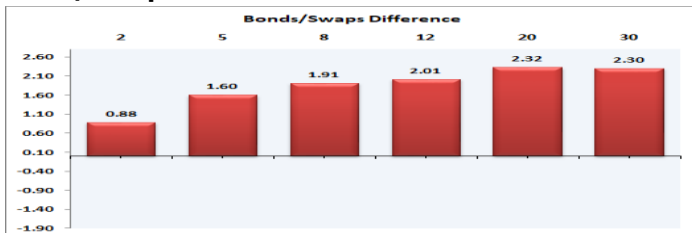
BOND	COMPANION	COMPANIONS	CURRENT	PRIOR	CHANGE
AGT03	05/06/2025	JIBAR	202	200	2
IBL244	16/08/2027	R186	126	126.5	-0.5
GRT33	18/04/2026	JIBAR	116	117	-1
GRT30	10/12/2025	JIBAR	110	112	-2
EQT004	16/04/2025	JIBAR	103	106	-3
ABFN57	14/11/2025	JIBAR	110	114	-4
ABFN42	16/09/2029	JIBAR	123	127.5	-4.5
ABFN53	14/02/2025	JIBAR	75	86	-11
AGT02	28/11/2024	JIBAR	150	170	-20
GRT49	10/06/2025	JIBAR	86	118	-32

### Yield Curve- Week on Week

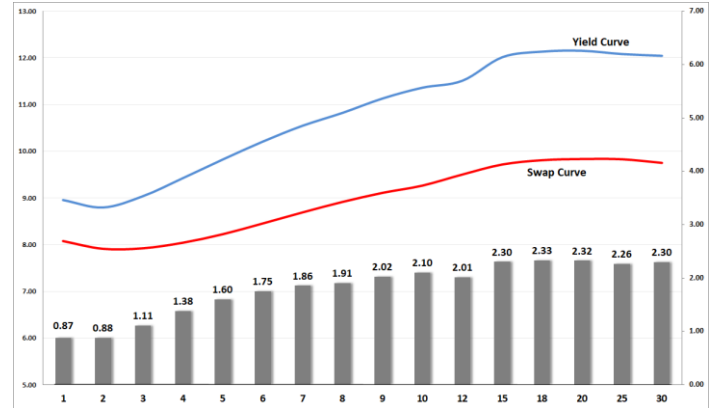


Bond Rates	Open	High	Low	Close
R 2,040	11.830	12.210	11.790	12.020
R 209	11.310	11.660	11.290	11.460
R 2,030	9.690	10.120	9.690	9.950

### Bond/Swap Differences



## BONDS and SWAPS - YIELD CURVE



## IMPORTANT ECONOMIC INDICATORS

Date	Time	Country	Event	Month	Previous	Consensus	Forecast
03-Jul-24	14:30:00	US	Initial Jobless Claims JUN/29	Jun'24	233K		235.0K
		SA	Total New Vehicle Sales JUN	Jun'24	37.11K		47.3K
05-Jul-24	08:00:00	SA	Foreign Exchange Reserves JUN	Jun'24	\$62.09B		\$ 62.0B
	12:00:00	SA	Inflation Expectations Q2	Q2	5.30%		5.50%
	14:30:00	US	Non Farm Payrolls JUN	Jun'24	272K	180K	160.0K
	14:30:00	US	Unemployment Rate JUN	Jun'24	4.00%	4.00%	4.00%

## PERFORMANCE

Performance	Total Return		
	MtD	YtD	YoY
ALBI	3.33%	9.71%	12.61%
GOVI	3.33%	9.63%	12.55%
1 to 3 Years	1.34%	7.65%	10.08%
3 to 7 Years	2.79%	7.67%	10.68%
7 to 12 Years	3.88%	10.43%	13.67%
Over 12 Years	4.09%	10.76%	13.36%

## AUCTION RESULTS FOR THE WEEK

Government Bond Auction Results			
Bonds	R 2,032	R2,035	R2,040
Amount on Auction (R'm)	1250	1250	1250
Bids Received (R'm)	2705	3260	4305
Bid to Cover	2.16	2.61	3.44
Clearing Yield (%)	10.555	11.220	11.770

Inflation Linked Bond Auction Results (28 June 2024)			
Bonds	R 2,033	R 2,043	R 2,050
Coupon	1.875	5.125	2.500
Amount issued (R'm)	200	160	145
Bids received (R'm)	200	160	145
Bid to Cover	1.000	1.000	1.000
Clearing Yield (%)	5.050	5.130	5.130

## AUCTION INVITATION FOR THE UPCOMING WEEK

Government Bond Auction			
Bonds	R 213	R 2,040	R 2,053
Coupon(%)	7.000	9.000	11.625
Amount on Offer (R'm)	1250	1250	1250
Inflation Linked Bond Auction			
Bonds	R 2,033	R 2,043	R 2,050
Total Amount (R'm)	1000		