

## Capital Market Report 8 Aug 2024

Foreigners Sold 4 B for the week ended. They Sold R2048s, R186s and R209s and Bought R2037s, R2035s. FRS325s was the weakest performer this week, giving away 483 bps over its benchmark, whilst CLN933s and CLN901s were the best performers, gaining 245bps and 146bps over their respective benchmarks.

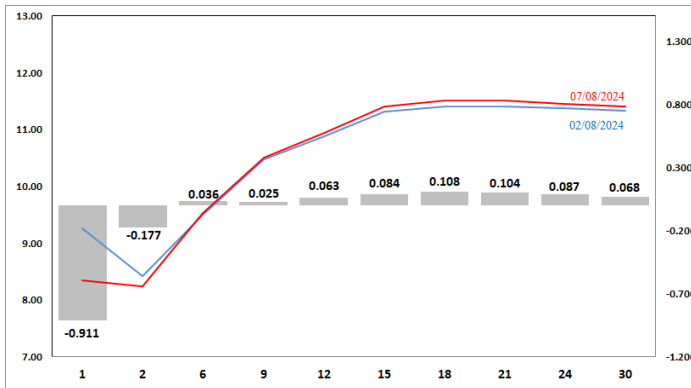
### WEEKLY NON-RES STATS

BOND	PURCHASES	SALES	NETT
R2,023	-	-	-
R186	4,138,065,000	5,578,461,000	-1,440,396,000
R2,030	3,254,863,000	3,115,630,000	139,233,000
R213	2,534,044,400	2,700,228,235	-166,183,835
R2,032	2,972,096,000	3,876,217,221	-904,121,221
R2,035	4,840,905,071	4,021,069,289	819,835,782
R209	794,800,000	1,979,086,600	-1,184,286,600
R2,037	3,933,806,535	2,877,132,962	1,056,673,573
R2,040	1,461,070,000	2,121,840,000	-660,770,000
R214	1,210,877,356	833,905,000	376,972,356
R2,044	1,764,435,880	2,154,388,030	-389,952,150
R2,048	1,727,609,252	3,465,646,188	-1,738,036,936
<b>TOTAL</b>	<b>28,632,572,494</b>	<b>32,723,604,525</b>	<b>-4,091,032,031</b>

### CORPORATE SPREADS

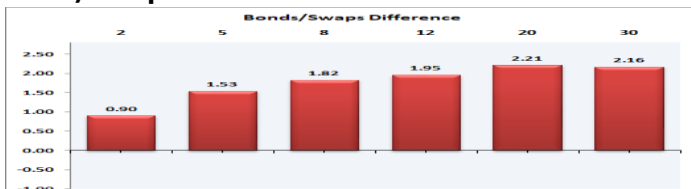
BOND	COMPANION	COMPANIONS	CURRENT	PRIOR	CHANGE
FRS325	07/12/2033	R202	483	0	483
FRS324	07/12/2033	R202	466.45	0	466.45
FRS328	07/12/2033	R202	454	0	454
FRS326	07/12/2033	R202	449	0	449
FRC489	20/12/2028	JIBAR	430	0	430
GRT66	31/07/2034	JIBAR	183	0	183
AIRL01	30/04/2028	R210	210	220	-10
ABFN26	17/10/2029	JIBAR	121	132	-11
DVFB24	15/12/2024	JIBAR	111	123	-12
BAW37	12/07/2025	JIBAR	81	111	-30
CLN901	20/12/2027	R2,030	0	146	-146
CLN933	20/06/2028	R2,030	0	245	-245

### Yield Curve- Week on Week

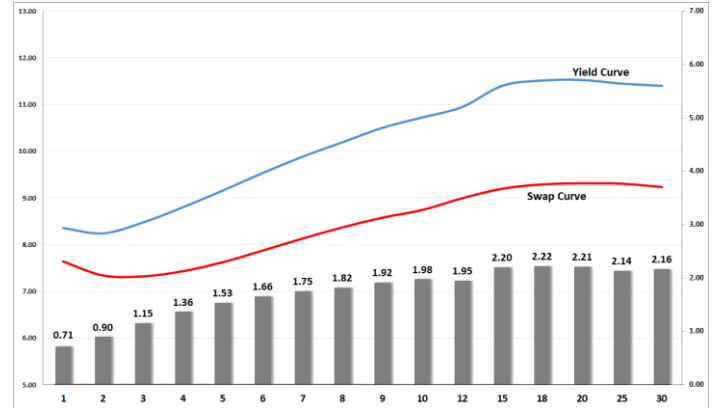


Bond Rates	Open	High	Low	Close
R 2,040	11.445	11.645	11.445	11.545
R 209	10.895	11.080	10.895	11.020
R 2,030	9.255	9.405	9.255	9.400

### Bond/Swap Differences



## BONDS and SWAPS - YIELD CURVE



## IMPORTANT ECONOMIC INDICATORS

Date	Time	Country	Event	Month	Previous	Consensus	Forecast
13-Aug-24	11:30:00	SA	Mining Production YoY JUN	Jun'24	-0.60%		1.40%
	11:30:00	SA	Unemployed Persons Q2	Q2	8.226M		7.8M
	14:30:00	US	PPI YOY Jul	Jul'24	2.60%		2.60%
14-Aug-24	08:00:00	UK	Inflation Rate YoY JUL	Jul'24	2.00%		
	13:00:00	SA	Retail Sales YoY JUN	Jun'24	0.80%		3.00%
	14:30:00	US	Inflation Rate YoY JUL	Jul'24	3.00%	2.90%	3.00%
15-Aug-24	08:00:00	UK	GDP Growth Rate YoY Prel Q2	Q2	0.30%		0.90%
	14:30:00	US	Initial Jobless Claims AUG/10	Aug'24			
	14:30:00	US	Retail Sales YoY JUL	Jul'24	2.30%		1.80%

## PERFORMANCE

Performance	Total Return		
	MtD	YtD	YoY
ALBI	1.83%	18.55%	16.05%
GOVI	1.83%	18.50%	15.96%
1 to 3 Years	1.12%	10.20%	10.67%
3 to 7 Years	2.22%	14.10%	13.28%
7 to 12 Years	1.96%	20.33%	17.04%
Over 12 Years	1.85%	22.13%	18.60%

## AUCTION RESULTS FOR THE WEEK

Government Bond Auction Results			
Bonds	R 2,035	R2,037	R2,040
Amount on Auction (R'm)	1250	1250	1250
Bids Received (R'm)	5780	4675	5925
Bid to Cover	4.62	3.74	4.74
Clearing Yield (%)	10.865	11.295	11.560

Inflation Linked Bond Auction Results (2 Aug 2024)			
Bonds	R 2,033	R 2,043	R 2,058
Coupon	1.875	5.125	5.125
Amount issued (R'm)	545	265	190
Bids received (R'm)	640	315	200
Bid to Cover	1.174	1.189	1.053
Clearing Yield (%)	4.950	4.970	4.970

## AUCTION INVITATION FOR THE UPCOMING WEEK

Government Bond Auction			
Bonds	R 2,032	R 2,035	R 2,037
Coupon (%)	8.300	8.875	8.000
Amount on Offer (R'm)	1250	1250	1250
Inflation Linked Bond Auction			
Bonds	R 2,033	R 2,043	R 2,058
Total Amount (R'm)	1000		