

Capital Market Report 06 February 2026

Foreigners Sold R2.6B for the week ended. They Sold R2035's, R2030's, and R187's and Bought R2048's, R2044's, and R2033's. AGT08 and FRB44 were the strongest performers this week, giving away 48bps and 23bps, respectively.

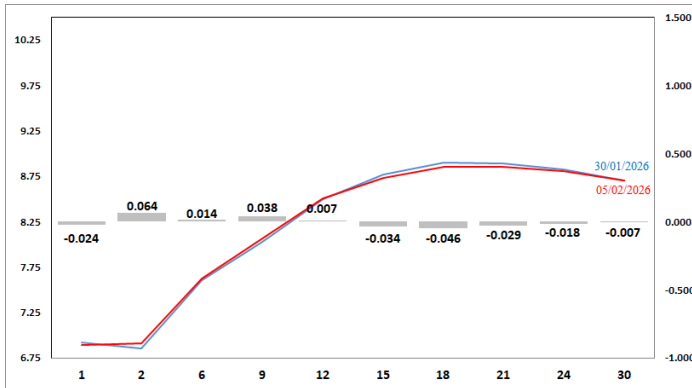
WEEKLY NON-RES STATS

BOND	PURCHASES	SALES	NETT
R187	340,000,000	2,625,172,930	-2,285,172,930
R188	917,000,000	245,000,000	672,000,000
R2,030	4,848,420,000	7,183,426,447	-2,335,006,447
R213	3,077,931,000	2,417,050,000	660,881,000
R2,032	2,460,532,760	2,085,660,000	374,872,760
R2,033	1,621,400,000	877,160,000	744,240,000
R2,035	3,937,696,550	7,377,250,528	-3,439,553,978
R209	1,346,208,000	1,150,940,000	195,268,000
R2,037	3,026,438,458	2,835,851,872	190,586,586
R2,038	200,000,000	656,104,125	-456,104,125
R2,039	812,120,000	934,317,042	-122,197,042
R2,040	1,902,071,095	2,089,607,249	-187,536,154
R214	445,646,633	480,405,000	-34,758,367
R2,042	536,500,000	1,240,600,000	-704,100,000
R2,044	3,795,180,000	2,259,385,236	1,535,794,764
R2,048	7,863,587,617	5,341,050,000	2,522,537,617
TOTAL	37,130,732,113	39,798,980,429	-2,668,248,316

CORPORATE SPREADS

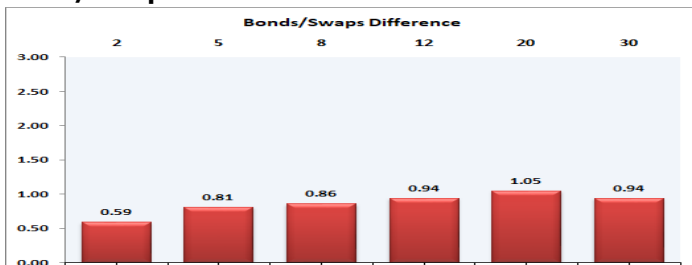
BOND	COMPANION	COMPANIONS	CURRENT	PRIOR	CHANGE
DTF008	14/09/2026	JIBAR	51	53	-2
HWAY30	28/08/2030	R2,030	46	48	-2
IBL201	02/12/2026	JIBAR	66	68	-2
DVF35C	20/11/2035	JIBAR	185	190	-5
ABJ09	26/02/2030	JIBAR	215	226	-11
DVFC28	15/12/2028	JIBAR	107	120	-13
FRJ27	25/01/2027	JIBAR	50	65	-15
FRB44	09/06/2031	JIBAR	227	250	-23
AGT08	29/11/2029	JIBAR	195	243	-48

Yield Curve- Week on Week

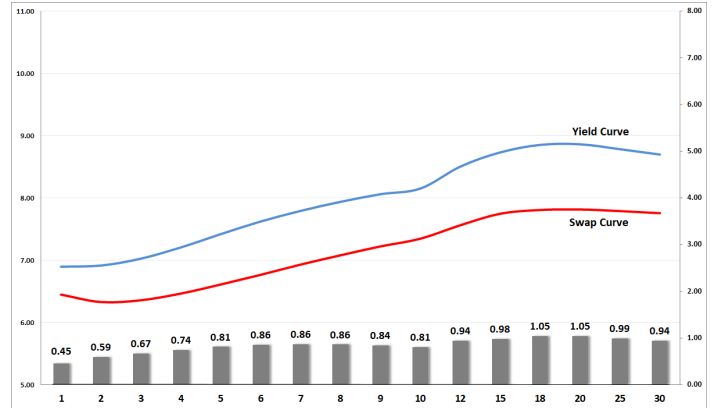


Bond Rates	Open	High	Low	Close
R 2,040	8.765	8.765	8.585	8.605
R 209	8.295	8.295	8.145	8.210
R 2,030	7.250	7.250	7.120	7.170

Bond/Swap Differences



BONDS and SWAPS - YIELD CURVE



IMPORTANT ECONOMIC INDICATORS

Date	Time	Country	Event	Month	Previous	Consensus	Forecast
10-Feb-26	15:30:00	US	Retail Sales YoY DEC	Dec'25	3.30%		2.90%
11-Feb-26	15:30:00	US	Non Farm Payrolls JAN	Jan'26	50K	68K	40.0K
	15:30:00	US	Unemployment Rate JAN	Jan'26	4.40%	4.40%	4.50%
12-Feb-26	09:00:00	UK	GDP Growth Rate YoY Prel Q4	Q4	1.30%		1.20%
	11:30:00	SA	Mining Production YoY DEC	Dec'25	-2.70%		
	13:00:00	SA	Manufacturing Production YoY DE	Dec'25	-1.00%		
	15:30:00	US	Initial Jobless Claims FEB/07	Feb'26	231K		225.0K
13-Feb-26	12:00:00	EU	GDP Growth Rate YoY 2nd Est Q4 Q4		1.40%	1.30%	1.30%
	15:30:00	US	Inflation Rate YoY JAN	Jan'26	2.70%		2.40%

PERFORMANCE

Performance	Total Return		
	MtD	YtD	YoY
ALBI	3.01%	28.15%	26.35%
GOVI	2.99%	27.58%	25.91%
1 to 3 Years	0.60%	8.50%	9.97%
3 to 7 Years	1.25%	17.68%	18.48%
7 to 12 Years	2.78%	30.71%	28.46%
Over 12 Years	4.60%	40.82%	35.51%

AUCTION RESULTS FOR THE WEEK

Government Bond Auction Results			
Bonds	R 2,033	R2,038	R2,053
Amount on Auction (R'm)	1000	1000	1000
Bids Received (R'm)	5605	3310	5105
Bid to Cover	5.61	3.31	5.11
Clearing Yield (%)	7.640	8.400	8.635

Inflation Linked Bond Auction Results (06 February 2026)			
Bonds	I2033	I2043	I2046
Coupon	1.875	5.125	2.500
Amount issued (R'm)	360	135	505
Bids received (R'm)	1170	435	1175
Bid to Cover	3.250	3.222	2.327
Clearing Yield (%)	4.000	4.030	4.090

AUCTION INVITATION FOR THE UPCOMING WEEK

Government Bond Auction			
Bonds	R 2,039	R 2,042	R 2,053
Coupon(%)	9.875	10.125	11.625
Amount on Offer (R'm)	1000	1000	1000

Inflation Linked Bond Auction			
Bonds	I2033	I2043	I2046
Total Amount (R'm)		1000	