

## Capital Market Report 14 June 2024

Foreigners Bought 1.1B for the week ended. They Bought R2035s, R213s and R186s and Sold R2044s, R2037s. IBL299s was the weakest performer this week, giving away 1 bps over its benchmark, whilst ABFN41s and ABFN29s were the best performers, gaining 34bps and 12.94bps over their respective benchmarks.

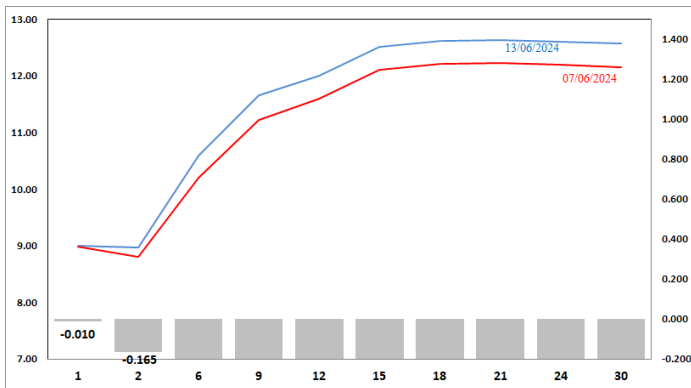
### WEEKLY NON-RES STATS

BOND	PURCHASES	SALES	NETT
R2,023	-	-	
R186	10,855,664,966	9,736,613,334	1,119,051,632
R2,030	10,603,109,000	9,981,886,000	621,223,000
R213	5,747,671,970	4,150,194,000	1,597,477,970
R2,032	2,669,050,000	2,306,574,810	362,475,190
R2,035	13,418,982,605	8,929,789,299	4,489,193,306
R209	927,050,000	1,118,720,913	-191,670,913
R2,037	3,242,995,000	5,392,628,253	-2,149,633,253
R2,040	1,495,647,042	2,601,229,321	-1,105,582,279
R214	385,070,000	1,486,685,000	-1,101,615,000
R2,044	2,182,223,592	4,363,332,442	-2,181,108,850
R2,048	4,023,053,935	4,380,003,773	-356,949,838
<b>TOTAL</b>	<b>55,550,518,110</b>	<b>54,447,657,145</b>	<b>1,102,860,965</b>

### CORPORATE SPREADS

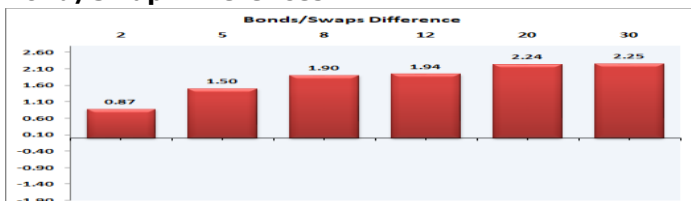
BOND	COMPANION	COMPANIONS	CURRENT	PRIOR	CHANGE
IBL299	07/06/2025	R186	1	0	1
ES26	02/04/2026	R186	60	63	-3
ABFN67	15/09/2028	JIBAR	107	110	-3
FRBI29	31/03/2029	I2029	83	87	-4
BID19	09/11/2028	JIBAR	120	125	-5
DVFB24	15/12/2024	JIBAR	120	125	-5
ABFN29	29/08/2025	JIBAR	70.06	83	-12.94
ABFN41	16/09/2026	JIBAR	100	134	-34

### Yield Curve- Week on Week

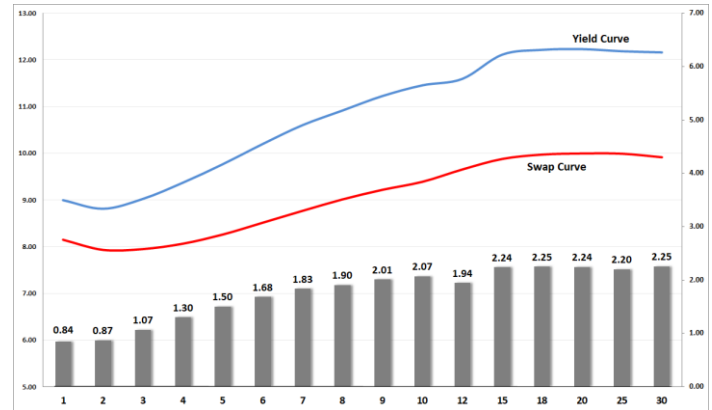


Bond Rates	Open	High	Low	Close
R 2,040	12.720	12.720	12.270	12.365
R 209	12.210	12.210	11.695	11.820
R 2,030	10.520	10.520	10.065	10.130

### Bond/Swap Differences



## BONDS and SWAPS - YIELD CURVE



### IMPORTANT ECONOMIC INDICATORS

Date	Time	Country	Event	Month	Previous	Consensus	Forecast
18-Jun-24	11:00:00	EU	Inflation Rate YoY Final MAY	May '24	2.40%	2.60%	2.60%
	14:30:00	US	Retail Sales YoY MAY	May '24	3.00%		2.80%
19-Jun-24	01:50:00	Japan	BoJ Monetary Policy Meeting Minutes				
	08:00:00	UK	Inflation Rate YoY MAY	May '24	2.30%		1.90%
	10:00:00	SA	Inflation Rate YoY MAY	May '24	5.20%		
	10:00:00	SA	Core Inflation Rate YoY MAY	May '24	4.60%		
	13:00:00	SA	Retail Sales YoY APR	Apr '24	2.30%		-1.80%
20-Jun-24	13:00:00	UK	BoE Interest Rate Decision		5.25%	5.25%	5.25%
	13:00:00	SA	Building Permits YoY APR	Apr '24	-7.80%		-8.50%
	14:30:00	US	Initial Jobless Claims JUN/15	Jun '24	242K		
21-Jun-24	01:30:00	Japan	Inflation Rate YoY MAY	May '24	2.50%		
	01:30:00	Japan	Core Inflation Rate YoY MAY	May '24	2.20%	2.60%	
	08:00:00	UK	Retail Sales YoY MAY	May '24	-2.70%		-1.30%

### PERFORMANCE

Performance	Total Return		
	MtD	YtD	YoY
ALBI	2.32%	10.55%	12.58%
GOVI	2.32%	10.49%	12.52%
1 to 3 Years	0.94%	8.13%	10.90%
3 to 7 Years	1.92%	8.39%	11.65%
7 to 12 Years	2.48%	11.15%	13.66%
Over 12 Years	3.00%	11.71%	12.38%

### AUCTION RESULTS FOR THE WEEK

Government Bond Auction Results			
Bonds	R 213	R2,032	R2,035
Amount on Auction (R'm)	1250	1250	1250
Bids Received (R'm)	5385	3255	6050
Bid to Cover	4.31	2.60	4.84
Clearing Yield (%)	10.755	11.140	11.850

Inflation Linked Bond Auction Results (14 June 2024)			
Bonds	R 2,033	R 2,046	R 2,058
Coupon	1.875	2.500	5.125
Amount issued (R'm)	240	660	100
Bids received (R'm)	450	660	300
Bid to Cover	1.875	1.000	3.000
Clearing Yield (%)	5.060	5.180	5.180

### AUCTION INVITATION FOR THE UPCOMING WEEK

Government Bond Auction			
Bonds	R 213	R 2,032	R 2,037
Coupon(%)	7.000	8.300	8.000
Amount on Offer (R'm)	1250	1250	1250
Inflation Linked Bond Auction			
Bonds	R 2,033	R 2,046	R 2,058
Total Amount (R'm)	1000		