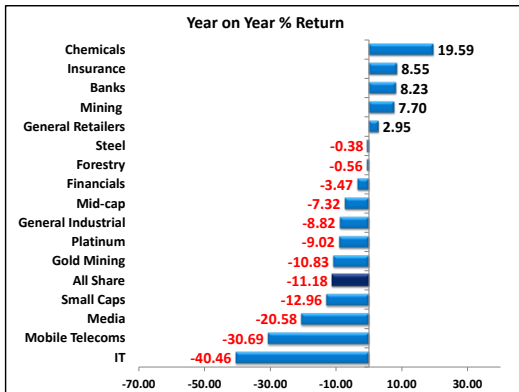




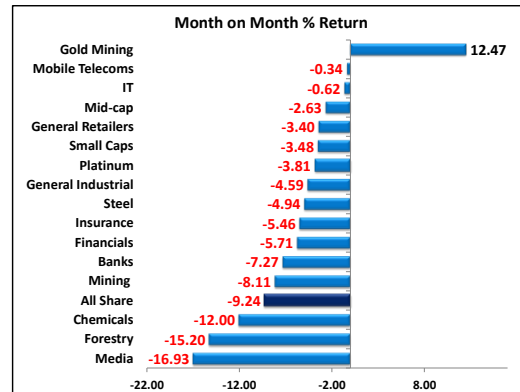
SA FINANCIAL MARKETS PERFORMANCE

26 October 2018

Equity Markets

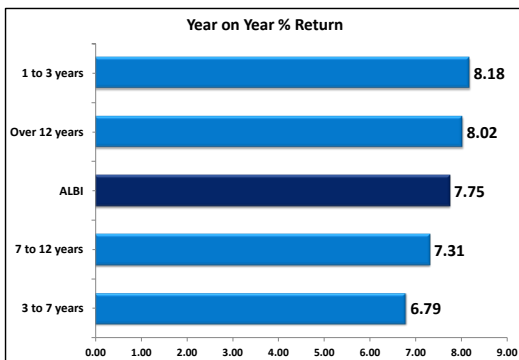


Year on Year the JSE All Share Index was Down (-11.18%)
The Best Performer was Chemicals (19.59%)

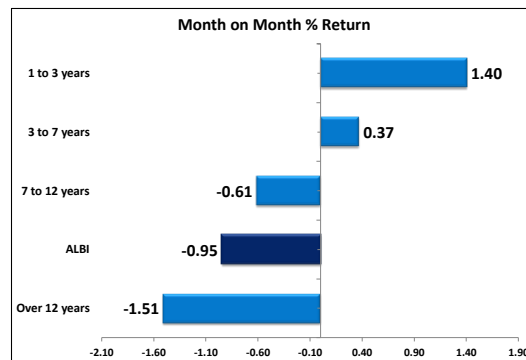


Month on Month - JSE All Share Index was Down (-9.24%)
The Best Performer was Gold Mining (12.47%)

Capital Markets

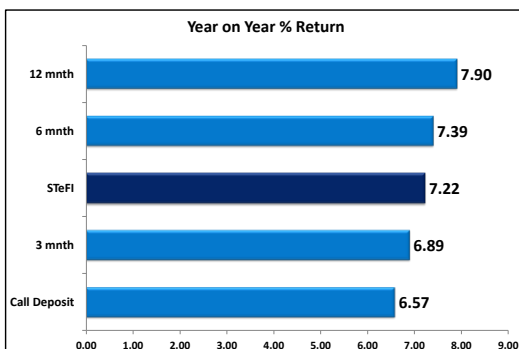


Year on Year the All Bond Index was Up (7.75%)
The Highest Yield was 1 to 3 years (8.18%)

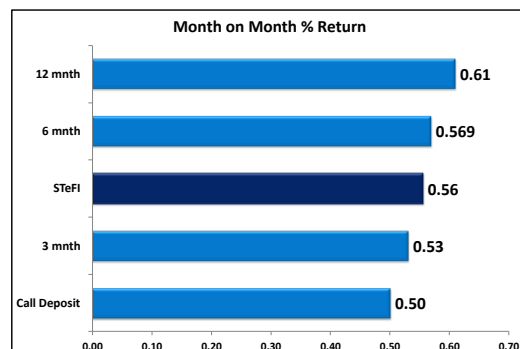


Month on Month the All Bond Index was Down (-0.95%)
The Highest Yield was 1 to 3 years (1.4%)

Money Markets



Year on Year the STeFI Index was Up (7.22%)
The Highest Gain received - the 12 mnth (7.9%)



Month on Month the STeFI Index was Up (0.56%).
The Highest Gain received - 12 mnth (0.61%)