



## SA MONEY MARKET REPORT

01 June 2018

### THE PREVIOUS WEEK IN REVIEW

#### 1. MONEY MARKET INTEREST RATES

SPOT RATES	18-May	25-May	01-Jun	Change
Repo Rate	6.50%	6.50%	6.50%	0.00%
Treasury Bill 91 days(D)	7.02%	7.03%	7.02%	-0.01%
Treasury Bill 91 days(Y)	7.15%	7.15%	7.15%	0.00%
Treasury Bill 182days(D)	7.10%	7.11%	7.10%	-0.01%
Treasury Bill 182days(Y)	7.36%	7.37%	7.36%	-0.01%
Treasury Bill 273days(D)	7.07%	7.08%	7.13%	0.05%
Treasury Bill 273days(Y)	7.47%	7.47%	7.53%	0.06%
Treasury Bill 364days(Y)	7.47%	7.48%	7.54%	0.06%
3 Month NCD	6.83%	6.83%	6.85%	0.02%
6 Month NCD	7.33%	7.35%	7.35%	0.00%
9 Month NCD	7.50%	7.53%	7.58%	0.05%
12 Month NCD	7.78%	7.83%	7.88%	0.05%
18 Month NCD (YTM)	7.73%	7.76%	7.86%	0.10%
24 Month NCD (YTM)	7.82%	7.83%	7.96%	0.13%
36 Month NCD (YTM)	8.14%	8.08%	8.24%	0.16%
R204 (YTM)	7.02%	6.88%	6.99%	0.108%

MONEY MARKET RATES (NACQ)	18-May	25-May	01-Jun	Change
3 Month NCD	6.98%	6.98%	6.98%	0.00%
6 Month NCD	7.13%	7.16%	7.16%	0.00%
9 Month NCD	7.30%	7.32%	7.37%	0.05%
12 Month NCD	7.56%	7.61%	7.65%	0.05%
18 Month NCD	7.52%	7.54%	7.63%	0.09%
24 Month NCD	7.60%	7.61%	7.73%	0.12%
36 Month NCD	7.90%	7.85%	8.00%	0.15%
R 204	7.02%	6.88%	6.99%	0.108%

MONEY MARKET LIQUIDITY	18-May	25-May	01-Jun	Change
Shortage (Rm)	56000	56000	56000	0
Notes (Rm)	127981	133192	142987	9795
Reverse Repo (Rm)	0	0	0	0
Debentures (Rm)	154	260	35	-225
Liquidity Requirements (Rm)	54498	55154	54580	-574

#### 2. JIBAR RATES (Nominal Terms)

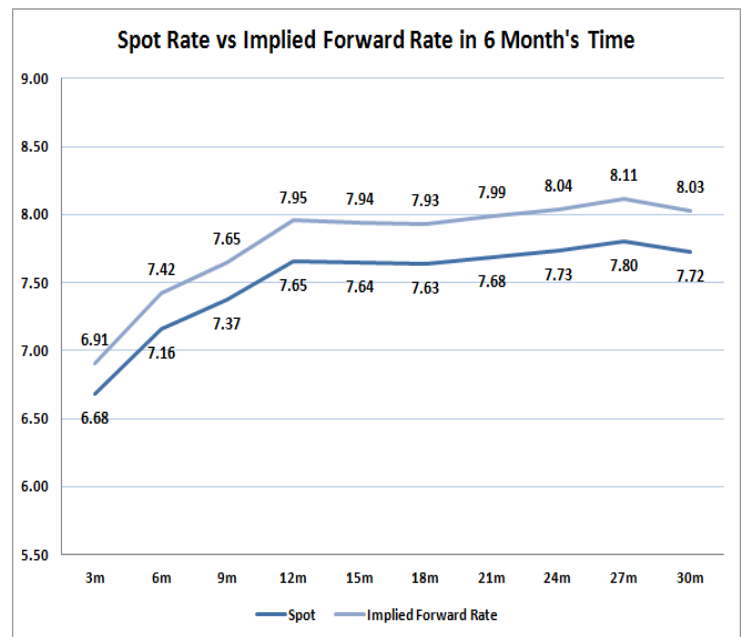
JIBAR (Nominal Terms)	18-May	25-May	01-Jun	Change
1 Month	6.68%	6.68%	6.68%	0.00%
3 Month	6.90%	6.90%	6.91%	0.01%
6 Month	7.41%	7.42%	7.43%	0.01%
9 Month	7.58%	7.58%	7.63%	0.05%
12 Month	7.84%	7.88%	7.90%	0.03%

#### 3. CURRENT AND FUTURE YIELD CURVES (NACQ)

In the graph below the implied forward rates in six months' time are plotted opposite the current spot rates for the corresponding number of months. The implied forward rates are derived from a break-even calculation approach.

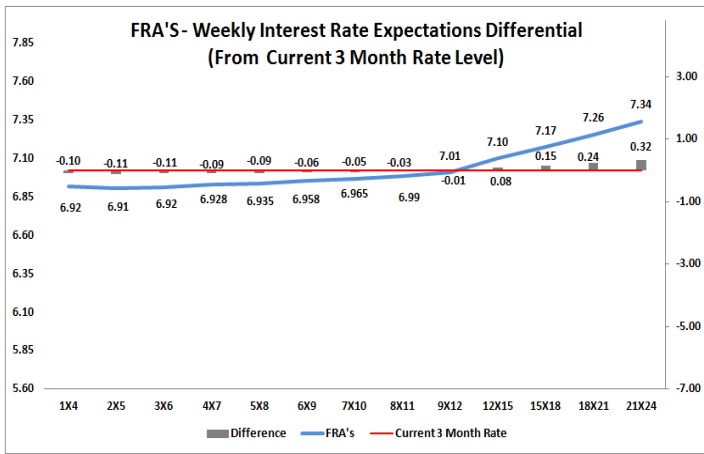
The rates represented in the line graphs below are in NACQ terms.

According to the break-even (forward/forward) calculation, the 12 and 18-month interest rates will be 7.95% and 7.93% respectively in six months time.



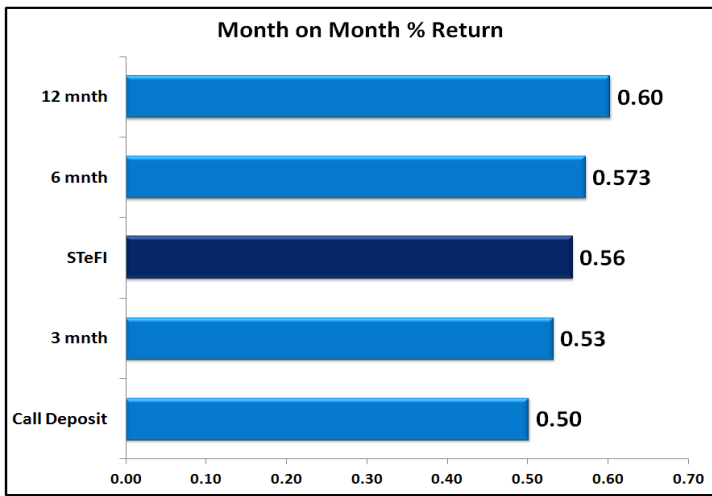
#### 4. FRA RATES (NACQ)

FRA's	18-May	25-May	01-Jun	Change
1x4	6.88%	6.89%	6.92%	0.03%
3x6	6.86%	6.88%	6.92%	0.04%
6x9	6.84%	6.88%	6.96%	0.08%
9x12	6.86%	6.90%	7.01%	0.12%
12x15	6.90%	6.94%	7.10%	0.17%
15x18	6.98%	7.02%	7.17%	0.16%
18x21	7.05%	7.09%	7.26%	0.17%
21x24	7.12%	7.16%	7.34%	0.19%
24x27	7.18%	7.23%	7.43%	0.20%
27x30	7.25%	7.30%	7.51%	0.22%

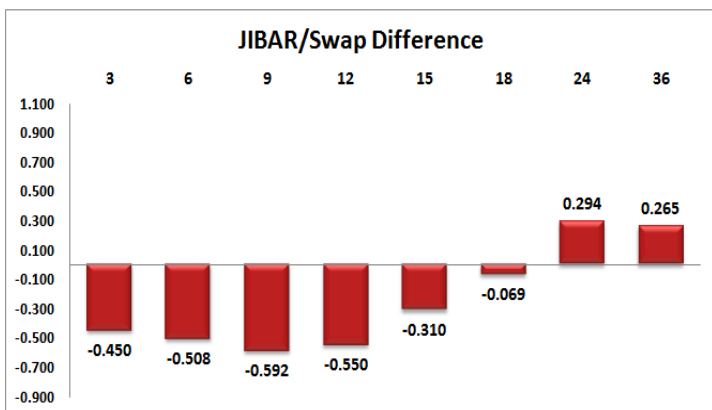
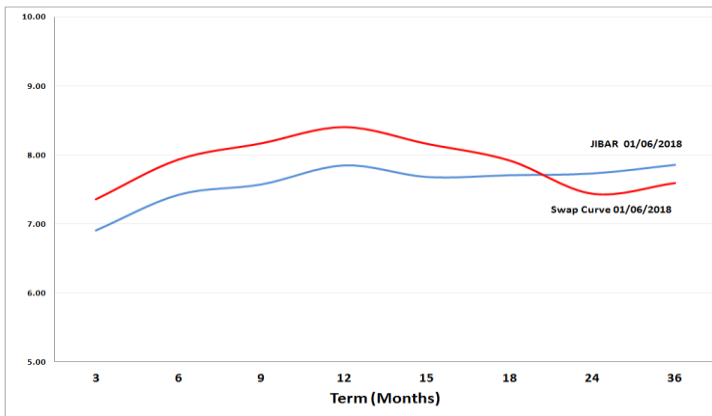


## 5. MONEY MARKET PERFORMANCE

STeFI (Month on Month) gained 0.56% with the best return 0.60% in the 12-Month area.



## 6. JIBAR and SWAPS - Curve



## 7. SARB AND NATIONAL TREASURY OPERATIONS

SARB DEBENTURES			
	Received	Allotted	Av. Rate
7 Days	35	35	6.490%
14 Days	0	0	0.000%
28 Days	0	0	0.000%
56 Days	0	0	0.000%

LONG TERM REVERSE REPO			
14Days			
	Allotted	Av. Rate	

56 Days			
	Allotted	Av. Rate	

TREASURY BILLS			
	Received	Allotted	Av. Rate
91 Days	R5000m	R1800m	7.15%
182 Days	R5475m	R2200m	7.36%
273 Days	R4030m	R2270m	7.53%

## 8. THE WEEK AHEAD

Date	Time	Country	Event	Month	Previous	Forecast
04-Jun-18	10:30:00	EU	Sentix Investor Confidence		19.2	
	10:30:00	UK	PMI Construction		52.5	49.7
	11:00:00	EU	Producer Price Index (YoY)		2.10%	2.40%
	11:00:00	EU	Producer Price Index (MoM)		0.10%	0.40%
	11:30:00	SA	Business Confidence Index	May'18	96	
	15:45:00	US	ISM NY index - Business Conditions		64.3	
	16:00:00	US	Factory Orders (MoM)		1.60%	-0.30%
	17:30:00	US	3-Month Bill Auction		1.90%	
	17:30:00	US	6-Month Bill Auction		2.03%	
	01:01:00	UK	BRG Like For Like Retail Sales (YoY)		-4.20%	0.60%
	01:30:00	Japan	Overall Household Spending (YoY)		-0.70%	0.80%
05-Jun-18	02:30:00	Japan	Market Services PMI		52.5	51.9
	03:45:00	China	Caixin China Services PMI		52.9	52.1
	09:55:00	Germany	Markit PMI Composite		53.1	52.1
	09:55:00	Germany	Markit Services PMI		52.1	52.1
	10:00:00	EU	Markit Services PMI		53.9	53.9
	10:00:00	EU	Markit PMI Composite		54.1	54.2
	10:30:00	UK	Markit Services PMI		52.8	52.2
	11:00:00	UK	Retail Sales (MoM)		0.10%	-0.40%
	11:00:00	UK	Retail Sales (YoY)		0.80%	1.90%
	11:30:00	SA	Gross Domestic Product (QoQ)	Q1	3.10%	
	11:30:00	SA	Gross Domestic Product (YoY)	Q1	1.50%	
	12:00:00	UK	10-y Bond Auction		1.61%	
	14:55:00	US	Redbook index (YoY)		4.30%	
	14:55:00	US	Redbook index (MoM)		0.10%	
	15:45:00	US	Markit Services PMI		55.7	54.8
	15:45:00	US	Markit PMI Composite		55.7	54.8
	16:00:00	US	JOLTS Job Openings		6.55M	6.36M
	16:00:00	US	ISM Non-Manufacturing PMI		56.8	57.2
	17:00:00	US	IBD/TIPP Economic Optimism (MoM)		53.6	
	17:30:00	US	4-Week Bill Auction		1.75%	
	22:30:00	US	API Weekly Crude Oil Stock		1.001M	
06-Jun-18	02:00:00	Japan	Labor Cash Earnings (YoY)		2.10%	0.20%
	13:00:00	US	MBA Mortgage Applications		-2.90%	
	14:30:00	US	Trade Balance	Apr'18	-49B	-51.3B
	14:30:00	US	Nonfarm Productivity		0.70%	0.80%
	14:30:00	US	Unit Labor Costs		2.70%	2.70%
	16:30:00	US	EIA Crude Oil Stocks change		-3.62M	1.077M
	01:50:00	Japan	JP Foreign Reserves	May'18	1256B	
	01:50:00	Japan	Foreign investment in Japan stocks	May'18	-380B	
	01:50:00	Japan	Foreign bond investment	May'18	-717B	
07-Jun-18	04:00:00	China	Foreign Exchange Reserves (MoM)	May'18	3.125T	3.12T
	06:00:00	Japan	Vehicle Production (YoY)		0.20%	
	07:00:00	Japan	Leading Economic Index		104.4	104.8
	07:00:00	Japan	Coincident Index		116.3	115.6
	08:00:00	SA	Net \$Gold & Forex Reserve	Apr'18	43.115B	
	08:00:00	SA	Gross \$Gold & Forex Reserve	Apr'18	49.539B	
	08:00:00	Germany	Factory Orders n.s.a. (YoY)		3.10%	
	08:00:00	Germany	Factory Orders s.a. (MoM)		-0.90%	0.20%
	09:30:00	UK	Halifax House Prices (3m/YoY)		2.20%	2.40%
	09:30:00	UK	Halifax House Prices (MoM)		-3.10%	2%
	11:00:00	EU	Gross Domestic Product s.a. (QoQ)	Q1 (Rev)	0.40%	0.40%
	11:00:00	EU	Gross Domestic Product s.a. (YoY)	Q1 (Rev)	2.50%	2.50%
	13:00:00	SA	Manufacturing Production Index (YoY)	Apr'18	-1.30%	
	14:30:00	US	Continuing Jobless Claims		1.726M	1.719M
	14:30:00	US	Initial Jobless Claims		221K	217K
	16:30:00	US	EIA Natural Gas Storage change		96B	90B
	21:00:00	US	Consumer Credit Change		11.62B	13B
	01:50:00	Japan	Bank lending (YoY)		2.10%	1.80%
	01:50:00	Japan	Gross Domestic Product (QoQ)	Q1 (Rev)	-0.20%	0%
	01:50:00	Japan	Gross Domestic Product Deflator (YoY)		-0.20%	
	01:50:00	Japan	Gross Domestic Product Annualized	Q1 (Rev)	-0.60%	0.90%
	01:50:00	Japan	Trade Balance - BOP Basis		1190.7B	117.7B
	01:50:00	Japan	Current Account n.s.a.		3122.3B	2096.5B
08-Jun-18	04:00:00	China	Exports (YoY) CNY	May'18	3.70%	
	04:00:00	China	Imports (YoY) CNY	May'18	11.60%	10.10%
	04:00:00	China	Trade Balance USD	May'18	28.8B	19.16B
	04:00:00	China	Exports (YoY)	May'18	12.90%	4.20%
	04:00:00	China	Trade Balance CNY	May'18	182.8B	148.309B
	04:00:00	China	Imports (YoY)	May'18	21.50%	8.90%
	08:00:00	Germany	Industrial Production s.a. (MoM)	May'18	1%	-0.10%
	08:00:00	Germany	Industrial Production n.s.a. w.d.a. (YoY)	May'18	3.20%	
	08:00:00	Germany	Imports (MoM)	May'18	-0.90%	
	08:00:00	Germany	Current Account n.s.a.	May'18	29.1B	
	08:00:00	Germany	Trade Balance s.a.	May'18	22B	
	08:00:00	Germany	Exports (MoM)	May'18	1.70%	
	11:30:00	UK	Consumer Inflation Expectations		2.90%	
	13:00:00	UK	NIESR GDP Estimate (3M)		0.10%	
	16:00:00	US	Wholesale Inventories		0%	0.60%
	19:00:00	US	Baker Hughes US Oil Rig Count			
	21:30:00	EU	CFTC EUR NC net positions			
	21:30:00	Japan	CFTC JPY NC net positions			
	21:30:00	US	CFTC USD NC net positions			
	21:30:00	UK	CFTC GBP NC net positions			
	21:30:00	US	CFTC Gold NC net positions			
	21:30:00	US	CFTC Oil NC net positions			
09-Jun-18	03:30:00	China	Consumer Price Index (MoM)	May'18	-0.20%	
	03:30:00	China	Producer Price Index (YoY)	May'18	3.40%	
	03:30:00	China	Consumer Price Index (YoY)	May'18	1.80%	

Major Central Banks Rate Decisions			
Central Bank	Next Meeting	Last Change	Current Interest Rate
European Central Bank	14-Jun-18	10-Mar-16	0.00%
Bank of Japan	15-Jun-18	29-Jan-16	-0.10%
Bank of England	21-Jun-18	02-Nov-17	0.50%
Federal Reserve	13-Jun-18	21-Mar-18	1.75%
SARB	19-Jul-18	28-Mar-18	6.50%