



## SA MONEY MARKET REPORT

02 August 2019

### THE PREVIOUS WEEK IN REVIEW

#### 1. MONEY MARKET INTEREST RATES

SPOT RATES	19-Jul	26-Jul	02-Aug	Change
Repo Rate	6.50%	6.50%	6.50%	0.00%
Treasury Bill 91 days(D)	6.96%	6.99%	7.02%	0.03%
Treasury Bill 91 days(Y)	7.16%	7.11%	7.14%	0.03%
Treasury Bill 182days(D)	7.00%	7.02%	7.12%	0.10%
Treasury Bill 182days(Y)	7.28%	7.28%	7.38%	0.10%
Treasury Bill 273days(D)	7.04%	7.07%	7.12%	0.05%
Treasury Bill 273days(Y)	7.43%	7.47%	7.52%	0.05%
Treasury Bill 364days(Y)	7.48%	7.49%	7.54%	0.05%
3 Month NCD	6.80%	6.78%	6.80%	0.03%
6 Month NCD	7.25%	7.23%	7.28%	0.05%
9 Month NCD	7.40%	7.43%	7.48%	0.05%
12 Month NCD	7.55%	7.60%	7.68%	0.08%
18 Month NCD (YTM)	7.51%	7.54%	7.61%	0.07%
24 Month NCD (YTM)	7.61%	7.61%	7.68%	0.07%
36 Month NCD (YTM)	7.74%	7.79%	7.82%	0.03%
R207 (YTM)	6.23%	6.30%	6.46%	0.160%

MONEY MARKET RATES (NACQ)	19-Jul	26-Jul	02-Aug	Change
3 Month NCD	6.80%	6.78%	6.80%	0.03%
6 Month NCD	7.06%	7.04%	7.08%	0.05%
9 Month NCD	7.20%	7.23%	7.27%	0.05%
12 Month NCD	7.35%	7.39%	7.46%	0.07%
18 Month NCD	7.30%	7.34%	7.40%	0.07%
24 Month NCD	7.40%	7.40%	7.47%	0.07%
36 Month NCD	7.52%	7.57%	7.60%	0.03%
R 207	6.23%	6.30%	6.46%	0.160%

MONEY MARKET LIQUIDITY	19-Jul	26-Jul	02-Aug	Change
Shortage (Rm)	56000	56000	56000	0
Notes (Rm)	137203	141881	151718	9837
Reverse Repo (Rm)	0	0	0	0
Debentures (Rm)	256	35	44	9
Liquidity Requirements (Rm)	57305	54843	54356	-487

#### 2. JIBAR RATES (Nominal Terms)

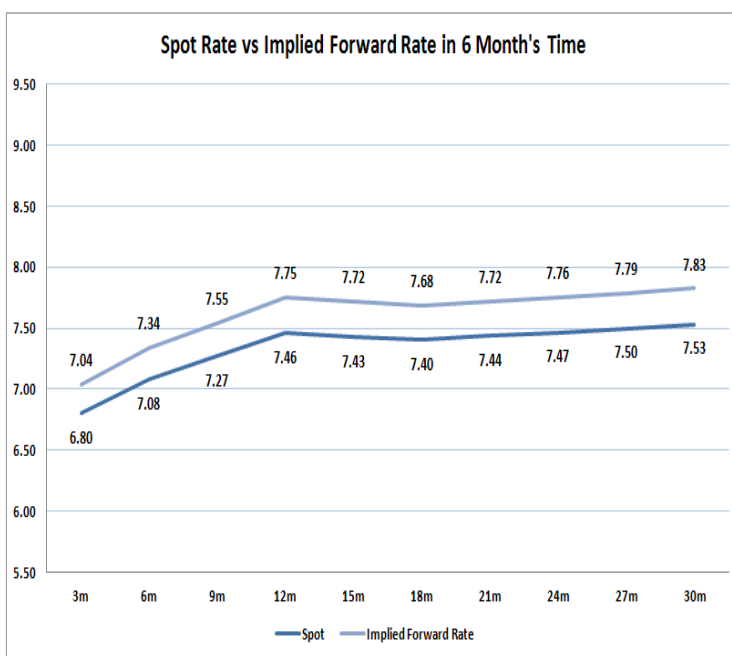
JIBAR (Nominal Terms)	19-Jul	26-Jul	02-Aug	Change
1 Month	6.88%	6.68%	6.68%	-0.01%
3 Month	6.99%	6.84%	6.83%	-0.01%
6 Month	7.35%	7.30%	7.30%	0.00%
9 Month	7.47%	7.45%	7.47%	0.02%
12 Month	7.63%	7.63%	7.70%	0.08%

#### 3. CURRENT AND FUTURE YIELD CURVES (NACQ)

In the graph below the implied forward rates in six months' time are plotted opposite the current spot rates for the corresponding number of months. The implied forward rates are derived from a break-even calculation approach.

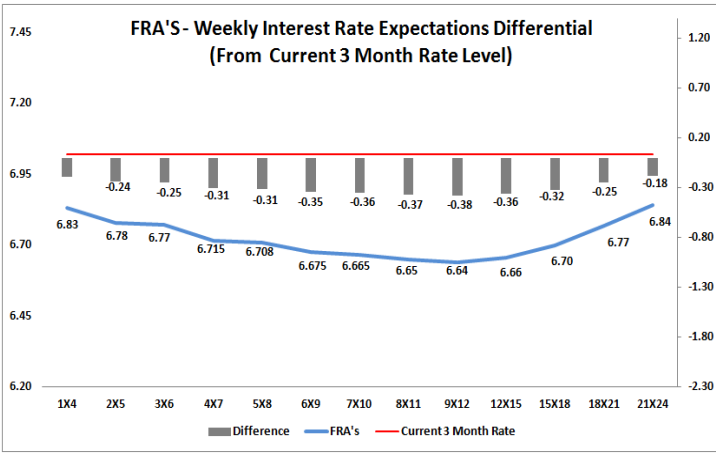
The rates represented in the line graphs below are in NACQ terms.

According to the break-even (forward/forward) calculation, the 12 and 18-month interest rates will be 7.75% and 7.68% respectively in six months time.



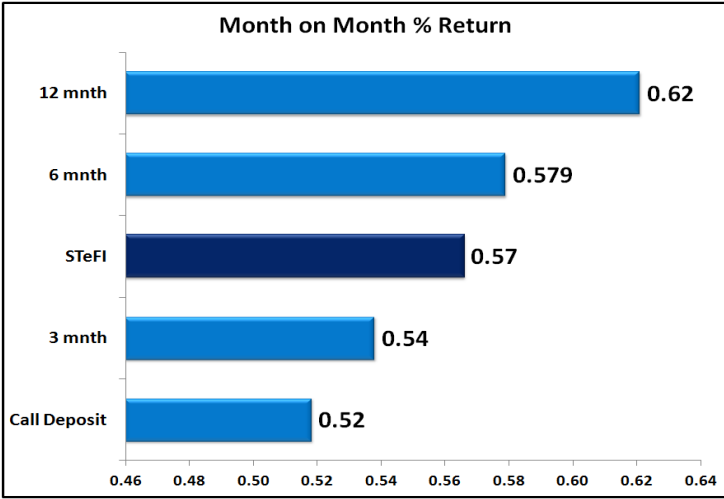
#### 4. FRA RATES (NACQ)

FRA's	19-Jul	26-Jul	02-Aug	Change
1x4	6.85%	6.84%	6.85%	0.01%
3x6	6.72%	6.76%	6.81%	0.05%
6x9	6.60%	6.62%	6.75%	0.14%
9x12	6.50%	6.55%	6.74%	0.19%
12x15	6.50%	6.57%	6.77%	0.21%
15x18	6.54%	6.61%	6.81%	0.20%
18x21	6.60%	6.67%	6.87%	0.20%
21x24	6.65%	6.73%	6.94%	0.21%
24x27	6.71%	6.78%	7.00%	0.22%
27x30	6.77%	6.84%	7.06%	0.22%

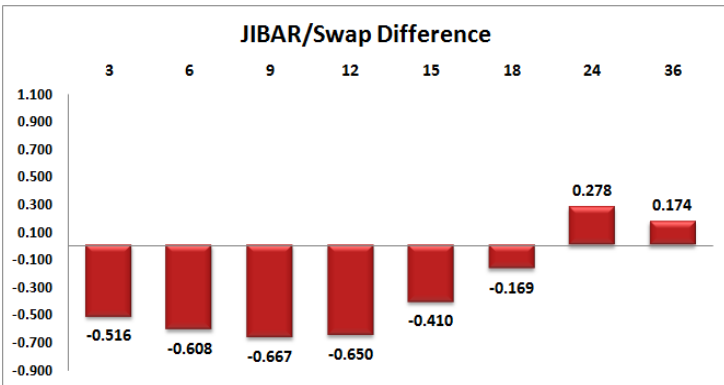
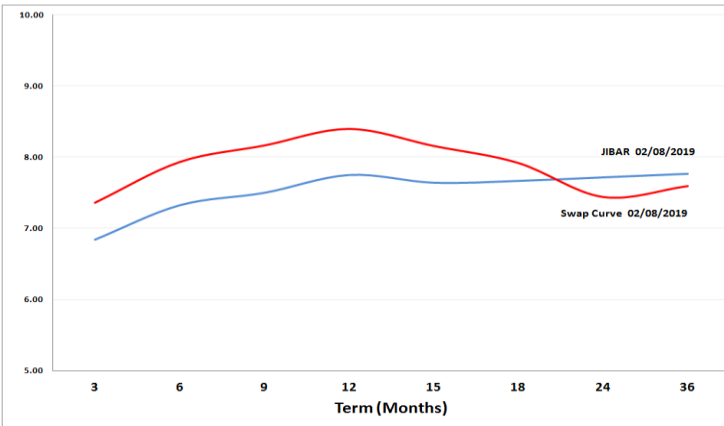


**5. MONEY MARKET PERFORMANCE**

STeFI (Month on Month) gained 0.57% with the best return 0.62% in the 12-Month area.



**6. JIBAR and SWAPS - Curve**



**7. SARB AND NATIONAL TREASURY OPERATIONS**

SARB DEBENTURES			
	Received	Allotted	Av. Rate
7 Days	44	44	6.490%
14 Days	0	0	0.000%
28 Days	0	0	0.000%
56 Days	0	0	0.000%

LONG TERM REVERSE REPO			
14Days			
	Allotted	Av. Rate	

56 Days			
	Allotted	Av. Rate	

TREASURY BILLS			
	Received	Allotted	Av. Rate
91 Days	R3167m	R2617m	7.14%
182 Days	R1890m	R1890m	7.38%
273 Days	R4983m	R3283m	7.52%

**8. THE WEEK AHEAD**

Date	Time	Country	Event	Month	Previous	Forecast
05-Aug-19	02:30:00	Japan	Markit Services PMI	Jul'19	51.9	52.3
03:45:00	China	Caixin Services PMI	Jul'19	52	52.9	
09:55:00	Germany	Markit PMI Composite	Jul'19	51.4	51.4	
09:55:00	Germany	Markit Services PMI	Jul'19	55.4	55.4	
10:00:00	EU	Markit Services PMI	Jul'19	53.3	53.4	
10:00:00	EU	Markit PMI Composite	Jul'19	51.5	52.1	
10:30:00	EU	Sentix Investor Confidence	Jul'19	-5.8	0.1	
10:30:00	UK	Markit Services PMI	Jul'19	50.2	51	
15:45:00	US	Markit Services PMI	Jul'19	52.2		
15:45:00	US	Markit PMI Composite	Jul'19	51.6		
16:00:00	US	ISM Non-Manufacturing PMI	Jul'19	55.1	55.5	
01:01:00	UK	BRC Like-For-Like Retail Sales (YoY)	Jul'19	-1.60%	0.10%	
01:30:00	Japan	Labor Cash Earnings (YoY)	Jul'19	-0.20%		
01:30:00	Japan	Overall Household Spending (YoY)	Jul'19	4%	1.60%	
06-Aug-19	07:00:00	Japan	Coincident Index		103.4	98.8
07:00:00	Japan	Leading Economic Index		94.9	95	
08:00:00	Germany	Factory Orders n.s.a. (YoY)	Jun'19	-8.60%	-7%	
08:00:00	Germany	Factory Orders s.a. (MoM)	Jun'19	-2.20%	3.50%	
14:55:00	US	Redbook Index (YoY)	Jul'19	4.50%		
14:55:00	US	Redbook Index (MoM)	Jul'19	1%		
16:00:00	US	JOLTS Job Openings		7.323M	7.268M	
17:00:00	US	IBD/TIPP Economic Optimism (MoM)		56.6		
18:00:00	US	Fed's Bullard speech				
19:00:00	US	3-Year Note Auction		1.86%		
22:30:00	US	API Weekly Crude Oil Stock		-6.024M		
01:50:00	Japan	JP Foreign Reserves	Jul'19	1322.3B		
01:50:00	Japan	BoJ Summary of Opinions	Jul'19			
07-Aug-19	08:00:00	Germany	Industrial Production n.s.a. w.d.a. (YoY)	Jun'19	-3.70%	-1.80%
08:00:00	Germany	Industrial Production s.a. (MoM)	Jun'19	0.30%	0.40%	
08:00:00	SA	Gross \$Gold & Forex Reserve	Jul'19	49.804B		
08:00:00	SA	Net \$Gold & Forex Reserve	Jul'19	43.94B		
09:30:00	UK	Halifax House Prices (3m/YoY)		5.70%		
09:30:00	UK	Halifax House Prices (MoM)		-0.30%	-0.20%	
10:00:00	China	Foreign Exchange Reserves (MoM)	Jul'19	3.119T	3.113T	
11:30:00	SA	Business Confidence Index	Jul'19	93.3		
13:00:00	US	MBA Mortgage Applications	Jul'19	-1.40%		
16:30:00	US	EIA Crude Oil Stocks Change		-8.496M		
21:00:00	US	Consumer Credit Change	Jun'19	17.09B	17.15B	
01:01:00	UK	RICS Housing Price Balance		1.1%	-12%	
01:50:00	Japan	Bank Lending (YoY)	Jul'19	2.30%		
01:50:00	Japan	Foreign Investment in Japan Stocks	Jul'19	37.5B		
01:50:00	Japan	Foreign Bond Investment	Jul'19	-162.2B		
01:50:00	Japan	Current Account n.s.a.	Jul'19	1594.8B		
08-Aug-19	07:00:00	Japan	Eco Watchers Survey: Outlook	Jul'19	45.8	
07:00:00	Japan	Eco Watchers Survey: Current	Jul'19	44		
09:00:00	China	Exports (YoY)	Jul'19	-1.30%		
09:00:00	China	Exports (YoY) CNY	Jul'19	6.10%		
09:00:00	China	Imports (YoY) CNY	Jul'19	-0.40%		
09:00:00	China	Trade Balance USD	Jul'19	50.98B		
09:00:00	China	Trade Balance CNY	Jul'19	345.18B		
09:00:00	China	Imports (YoY)	Jul'19	-7.30%		
10:00:00	EU	Economic Bulletin				
11:30:00	SA	Gold Production (YoY)	Jun'19	-24.40%		
11:30:00	SA	Mining Production (YoY)	Jun'19	-1.50%		
13:00:00	SA	Manufacturing Production (MoM)	Jun'19	-1.50%		
13:00:00	SA	Manufacturing Production Index (YoY)	Jun'19	1.9%		
14:30:00	US	Continuing Jobless Claims		1.699M		
14:30:00	US	Initial Jobless Claims		215K		
14:30:00	US	Initial Jobless Claims 4-week average		211.5K		
16:00:00	US	Wholesale Inventories	Jul'19	0.20%	0.40%	
16:30:00	US	EIA Natural Gas Storage Change	Jul'19			
21:30:00	US	Total Vehicle Sales	Jul'19	17.3M	16.9M	
01:50:00	Japan	Gross Domestic Product Deflator (YoY)	Q2	2.20%		
01:50:00	Japan	Gross Domestic Product Annualized	Q2	2.20%		
01:50:00	Japan	Gross Domestic Product (QoQ)	Q2	0.60%		
01:50:00	Japan	Money Supply M2 + CD (YoY)	Jul'19	2.30%		
09-Aug-19	02:00:00	SA	National Women's Day			
03:30:00	China	Consumer Price Index (MoM)	Jul'19	-0.10%	-0.10%	
03:30:00	China	Producer Price Index (YoY)	Jul'19	2.70%	0.30%	
03:30:00	China	Consumer Price Index (YoY)	Jul'19	2.70%		
08:00:00	Germany	Trade Balance s.a.	Jun'19	18.7B		
08:00:00	Germany	Exports (MoM)	Jun'19	1.10%	0.50%	
08:00:00	Germany	Imports (MoM)	Jun'19	-0.50%		
08:00:00	Germany	Current Account n.s.a.	Jun'19	16.5B		
09:00:00	China	M2 Money Supply (YoY)	Jul'19	8.50%		
09:00:00	China	New Loans	Jul'19	1660B		
10:30:00	UK	Gross Domestic Product (YoY)	Q2	1.80%	1.80%	
10:30:00	UK	Gross Domestic Product (QoQ)	Q2	0.50%		
10:30:00	UK	Manufacturing Production (YoY)	Jun'19	0.9%	1%	
10:30:00	UK	Industrial Production (MoM)	Jun'19	1.40%	1.50%	
10:30:00	UK	Industrial Production (YoY)	Jun'19	0.90%	1.10%	
10:30:00	UK	Manufacturing Production (MoM)	Jun'19	1.40%		
10:30:00	UK	Total Business Investment (YoY)	Jun'19	-1.50%		
10:30:00	UK	Total Business Investment (QoQ)	Jun'19	0.40%		
10:30:00	UK	Index of Services (3M/3M)	Jun'19	0.30%		
10:30:00	UK	Trade Balance: non-EU	Jun'19	-4.905B		
10:30:00	UK	Goods Trade Balance	Jun'19	-11.524B	-12.55B	
10:30:00	UK	Total Trade Balance	Jun'19	-2.324B		
10:30:00	UK	Gross Domestic Product (MoM)	Jun'19	0.30%		
14:00:00	UK	NIESR GDP Estimate (3M)	Jul'19	-0.10%		
14:30:00	US	Producer Price Index (YoY)	Jul'19	1.70%	1.80%	
14:30:00	US	Producer Price Index ex Food & Energy (MoM)	Jul'19	0.30%	0.20%	
14:30:00	US	Producer Price Index (MoM)	Jul'19	0.10%	0.20%	
14:30:00	US	Producer Price Index ex Food & Energy (YoY)	Jul'19	2.30%	2.40%	
19:00:00	US	Baker Hughes US Oil Rig Count	Jul'19			
01:50:00	Japan	Trade Balance - BOP Basis	Jun'19	-650.9B		

Major Central Banks Rate Decisions			
Central Bank	Next Meeting	Last Change	Current Interest Rate
European Central Bank	12-Sep-19	10-Mar-16	0.00%
Bank of Japan	19-Sep-19	29-Jan-16	-0.10%
Bank of England	19-Sep-19	02-Aug-18	0.75%
Federal Reserve	18-Sep-18	31-Jul-19	2.25%
SARB	19-Sep-19	18-Jul-19	6.50%