



SA MONEY MARKET REPORT

02 November 2018

THE PREVIOUS WEEK IN REVIEW

1. MONEY MARKET INTEREST RATES

SPOT RATES	19-Oct	26-Oct	02-Nov	Change
Repo Rate	6.50%	6.50%	6.50%	0.00%
Treasury Bill 91 days(D)	7.22%	7.27%	7.27%	0.00%
Treasury Bill 91 days(Y)	7.36%	7.40%	7.40%	0.00%
Treasury Bill 182days(D)	7.48%	7.53%	7.54%	0.01%
Treasury Bill 182days(Y)	7.77%	7.82%	7.82%	0.00%
Treasury Bill 273days(D)	7.56%	7.56%	7.54%	-0.02%
Treasury Bill 273days(Y)	8.01%	8.02%	8.02%	0.00%
Treasury Bill 364days(Y)	8.07%	8.10%	8.10%	0.00%
3 Month NCD	6.98%	6.98%	6.98%	0.00%
6 Month NCD	7.58%	7.60%	7.60%	0.00%
9 Month NCD	7.88%	7.90%	7.93%	0.03%
12 Month NCD	8.30%	8.33%	8.33%	0.00%
18 Month NCD (YTM)	8.30%	8.33%	8.28%	-0.04%
24 Month NCD (YTM)	8.44%	8.47%	8.41%	-0.05%
36 Month NCD (YTM)	8.75%	8.77%	8.69%	-0.08%
R204 (YTM)	6.06%	6.17%	6.13%	-0.040%

MONEY MARKET RATES (NACQ)	19-Oct	26-Oct	02-Nov	Change
3 Month NCD	6.98%	6.98%	6.98%	0.00%
6 Month NCD	7.37%	7.39%	7.39%	0.00%
9 Month NCD	7.65%	7.68%	7.70%	0.02%
12 Month NCD	8.05%	8.08%	8.08%	0.00%
18 Month NCD	8.05%	8.08%	8.03%	-0.04%
24 Month NCD	8.18%	8.21%	8.16%	-0.05%
36 Month NCD	8.47%	8.49%	8.42%	-0.07%
R 204	6.06%	6.17%	6.13%	-0.040%

MONEY MARKET LIQUIDITY	19-Oct	26-Oct	02-Nov	Change
Shortage (Rm)	56000	56000	56000	0
Notes (Rm)	136535	140818	149816	8998
Reverse Repo (Rm)	0	0	0	0
Debentures (Rm)	241	329	700	371
Liquidity Requirements (Rm)	55897	57853	55908	-1945

2. JIBAR RATES (Nominal Terms)

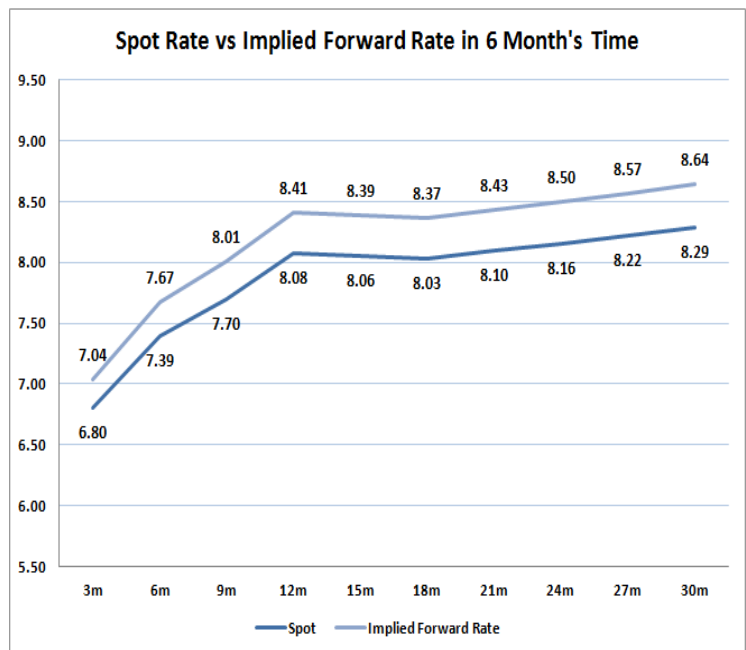
JIBAR (Nominal Terms)	19-Oct	26-Oct	02-Nov	Change
1 Month	6.78%	6.79%	6.79%	0.00%
3 Month	7.03%	7.02%	7.03%	0.01%
6 Month	7.64%	7.68%	7.68%	0.00%
9 Month	7.94%	7.98%	8.00%	0.03%
12 Month	8.34%	8.42%	8.40%	-0.02%

3. CURRENT AND FUTURE YIELD CURVES (NACQ)

In the graph below the implied forward rates in six months' time are plotted opposite the current spot rates for the corresponding number of months. The implied forward rates are derived from a break-even calculation approach.

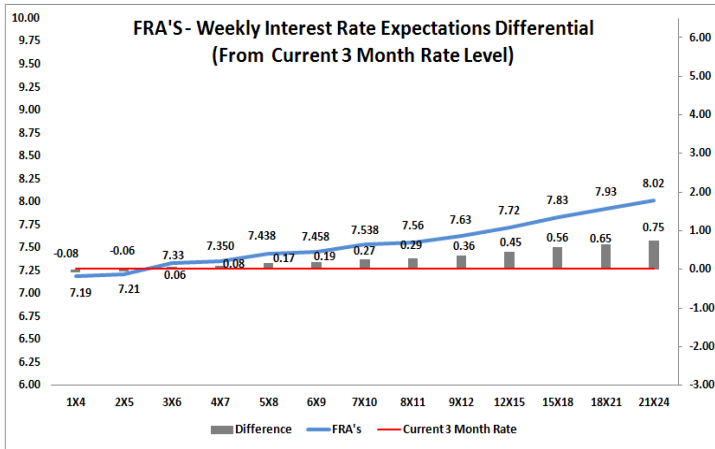
The rates represented in the line graphs below are in NACQ terms.

According to the break-even (forward/forward) calculation, the 12 and 18-month interest rates will be 8.41% and 8.37% respectively in six months time.



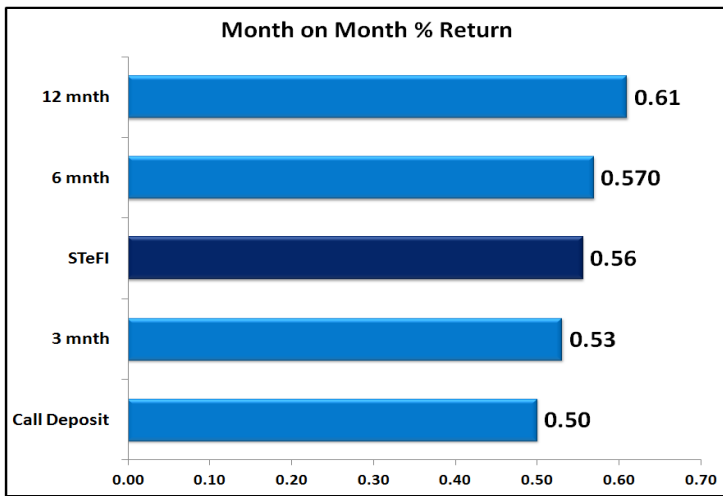
4. FRA RATES (NACQ)

FRA's	19-Oct	26-Oct	02-Nov	Change
1x4	7.05%	7.15%	7.19%	0.04%
3x6	7.19%	7.28%	7.33%	0.05%
6x9	7.41%	7.42%	7.46%	0.04%
9x12	7.54%	7.59%	7.63%	0.04%
12x15	7.69%	7.70%	7.72%	0.03%
15x18	7.76%	7.79%	7.83%	0.04%
18x21	7.88%	7.88%	7.93%	0.04%
21x24	7.99%	7.98%	8.02%	0.04%
24x27	8.11%	8.07%	8.11%	0.04%
27x30	8.23%	8.17%	8.20%	0.03%

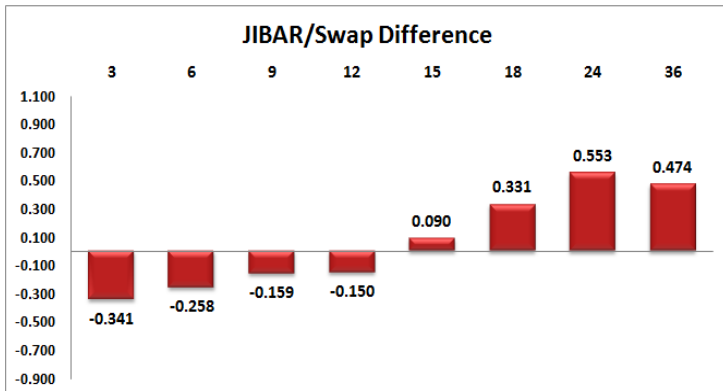
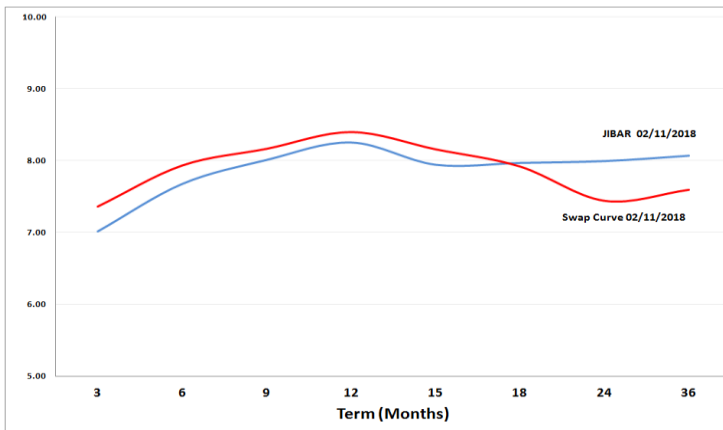


5. MONEY MARKET PERFORMANCE

STeFI (Month on Month) gained 0.56% with the best return 0.61% in the 12-Month area.



6. JIBAR and SWAPS - Curve



7. SARB AND NATIONAL TREASURY OPERATIONS

SARB DEBENTURES			
	Received	Allotted	Av. Rate
7 Days	700	700	6.490%
14 Days	0	0	0.000%
28 Days	0	0	0.000%
56 Days	0	0	0.000%
LONG TERM REVERSE REPO			
14 Days			
	Allotted	Av. Rate	
56 Days			
	Allotted	Av. Rate	
TREASURY BILLS			
	Received	Allotted	Av. Rate
91 Days	R3518m	R2800m	7.40%
182 Days	R3535m	R2525m	7.82%
273 Days	R8083m	R32595m	8.02%

8. THE WEEK AHEAD

Date	Time	Country	Event	Month	Previous	Forecast
05-Nov-18	03:45:00	China	Caixin China Services PMI	Oct'18	53.1	
	11:30:00	EU	Sentix Investor Confidence	Oct'18	11.4	
	11:30:00	UK	Markit Services PMI	Oct'18	53.9	
	16:45:00	US	Markit Services PMI	Oct'18	54.7	
	16:45:00	US	Markit PMI Composite	Oct'18	54.8	
	17:00:00	US	ISM Non-Manufacturing PMI		61.6	
	18:30:00	US	3-Month Bill Auction		2.31%	
	18:30:00	US	6-Month Bill Auction		2.43%	
	20:00:00	US	Loan Officer Survey			
	20:00:00	US	3-Year Note Auction		2.99%	
	01:30:00	Japan	Overall Household Spending (YoY)	Sept'18	2.80%	1.60%
06-Nov-18	02:00:00	US	US Mid-term Elections			
	02:01:00	UK	BRC Like-For-Like Retail Sales (YoY)	Oct'18	-0.20%	
	02:30:00	Japan	Markit Services PMI		50.2	
	09:00:00	Germany	Factory Orders s.a. (MoM)	Sept'18	2%	-0.50%
	10:55:00	Germany	Markit Services PMI	Oct'18	53.6	
	10:55:00	Germany	Markit PMI Composite	Oct'18	52.7	
	11:00:00	EU	Markit Services PMI	Oct'18	53.3	
	11:00:00	EU	Markit PMI Composite	Oct'18	52.7	
	12:00:00	EU	Producer Price Index (MoM)	Oct'18	0.30%	
	12:00:00	EU	Producer Price Index (YoY)	Sept'18	4.20%	3.20%
	15:55:00	US	Redbook index (YoY)	Oct'18	5.90%	5.50%
	15:55:00	US	Redbook index (MoM)	Oct'18	0.10%	0%
	17:00:00	US	JOLTS Job Openings		7.136M	
	17:00:00	US	IBD/TIPP Economic Optimism (MoM)		57.8	
	18:30:00	US	52-Week Bill auction		2.58%	
	18:30:00	US	4-Week Bill Auction		2.17%	
	20:00:00	US	10-Year Note Auction		3.23%	
	23:30:00	US	API Weekly Crude Oil Stock		5.7M	
07-Nov-18	02:00:00	Japan	Labor Cash Earnings (YoY)		0.90%	
	07:00:00	Japan	Coincident Index		116.7	
	07:00:00	Japan	Leading Economic Index		104.5	
	08:00:00	SA	Net \$Gold & Forex Reserve	Oct'18	42,227B	
	08:00:00	SA	Gross \$Gold & Forex Reserve	Oct'18	50,394B	50.5B
	09:00:00	Germany	Industrial Production n.s.a. w.d.a. (YoY)	Sept'18	-0.10%	-0.10%
	09:00:00	Germany	Industrial Production s.a. (MoM)	Sept'18	-0.30%	-0.30%
	10:00:00	EU	Non-monetary policy's ECB meeting			
	10:00:00	China	Foreign Exchange Reserves (MoM)		3.087T	
	10:30:00	UK	Halifax House Prices (MoM)	Oct'18	-1.40%	
	11:30:00	UK	Business Confidence Index	Oct'18	93.3	
	12:00:00	Germany	10-y Bond Auction		0.55%	
	12:00:00	EU	Retail Sales (YoY)		1.80%	
	14:00:00	US	MBA Mortgage Applications		-2.50%	1.36%
	17:30:00	US	EIA Crude Oil Stocks change		3.22M	
	20:00:00	US	30-Year Bond Auction		3.34%	
	22:00:00	US	Consumer Credit Change		20.08B	
	01:50:00	Japan	Bank lending (YoY)	Sept'18	2.30%	1.8B
	01:50:00	Japan	JP Foreign Reserves		1259.7B	
	01:50:00	Japan	BOJ Summary of Opinions			
	01:50:00	Japan	Trade Balance - BOP Basis	Oct'18	-219.3B	-88.6B
	01:50:00	Japan	Current Account n.s.a.	Sept'18	1838.4B	1897B
	01:50:00	Japan	Machinery Orders (MoM)	Sept'18	6.40%	-4%
	01:50:00	Japan	Machinery Orders (YoY)	Sept'18	12.60%	
08-Nov-18	02:01:00	UK	RICS Housing Price Balance		-2%	
	04:00:00	China	Exports (YoY)	Oct'18	14.50%	12%
	04:00:00	China	Trade Balance USD	Oct'18	31.69B	29B
	04:00:00	China	Imports (YoY)	Oct'18	14.30%	14%
	07:00:00	Japan	Eco Watchers Survey: Current		48.6	
	07:00:00	Japan	Eco Watchers Survey: Outlook		51.3	
	09:00:00	Germany	Trade Balance s.a.	Sept'18	18.3B	21.8B
	11:00:00	EU	Economic Bulletin	Oct'18		
	11:30:00	SA	Gold Production (YoY)	Sept'18	-15.50%	
	11:30:00	SA	Mining Production (YoY)	Sept'18	-9.10%	-5%
	12:00:00	EU	European Commission Economic Growth Forecasts	Oct'18		
	13:00:00	SA	Manufacturing Production Index (YoY)	Sept'18	1.30%	
	15:30:00	US	Continuing Jobless Claims		1.631M	1.627M
	15:30:00	US	Initial Jobless Claims		214K	213K
	17:30:00	US	EIA Natural Gas Storage change		48B	
	21:00:00	US	Fed's Monetary Policy Statement			
	21:00:00	US	Fed Interest Rate Decision		2.25%	2.25%
	01:50:00	Japan	Money Supply M2+CD (YoY)		2.80%	
09-Nov-18	03:30:00	China	Producer Price Index (YoY)	Oct'18	3.60%	3.50%
	03:30:00	China	Consumer Price Index (MoM)	Oct'18	0.70%	0.30%
	03:30:00	China	Consumer Price Index (YoY)	Oct'18	2.50%	2.40%
	11:30:00	UK	Gross Domestic Product (QoQ)	Q3	0.40%	0.50%
	11:30:00	UK	Gross Domestic Product (YoY)	Q3	1.20%	1.40%
	11:30:00	UK	Industrial Production (MoM)	Sept'18	0.20%	0.50%
	11:30:00	UK	Industrial Production (YoY)	Sept'18	1.30%	2.70%
	11:30:00	UK	Manufacturing Production (YoY)	Sept'18	1.30%	2.90%
	11:30:00	UK	Trade Balance; non-EU	Sept'18	-4.19B	
	11:30:00	UK	Total Trade Balance	Sept'18	-1.274B	-1.1B
	11:45:00	UK	10-y Bond Auction		1.60%	
	13:00:00	UK	NIESR GDP Estimate (3M)		0.70%	
	15:30:00	US	Producer Price Index (YoY)	Oct'18	2.60%	2.60%
	15:30:00	US	Producer Price Index (MoM)	Oct'18	0.20%	
	15:30:00	US	Producer Price Index ex Food & Energy (YoY)	Oct'18	2.50%	
	15:30:00	US	Producer Price Index ex Food & Energy (MoM)	Oct'18	0.20%	
	17:00:00	US	Michigan Consumer Sentiment Index		98.6	
	17:00:00	US	Wholesale Inventories		0.30%	

Major Central Banks Rate Decisions			
Central Bank	Next Meeting	Last Change	Current Interest Rate
European Central Bank	13-Dec-18	10-Mar-16	0.00%
Bank of Japan	20-Dec-18	29-Jan-16	-0.10%
Bank of England	20-Dec-18	02-Aug-18	0.75%
Federal Reserve	08-Nov-18	26-Sep-18	2.25%
SARB	22-Nov-18	28-Mar-18	6.50%