

## SA MONEY MARKET REPORT

07 June 2019

### THE PREVIOUS WEEK IN REVIEW

#### 1. MONEY MARKET INTEREST RATES

SPOT RATES	24-May	31-May	07-Jun	Change
Repo Rate	6.75%	6.75%	6.75%	0.00%
Treasury Bill 91 days(D)	7.13%	7.13%	7.11%	-0.02%
Treasury Bill 91 days(Y)	7.26%	7.26%	7.24%	-0.02%
Treasury Bill 182days(D)	7.26%	7.22%	7.14%	-0.08%
Treasury Bill 182days(Y)	7.53%	7.49%	7.40%	-0.09%
Treasury Bill 273days(D)	7.25%	7.27%	7.18%	-0.09%
Treasury Bill 273days(Y)	7.66%	7.69%	7.59%	-0.10%
Treasury Bill 364days(Y)	7.68%	7.71%	7.67%	-0.04%
3 Month NCD	7.00%	7.05%	7.05%	0.00%
6 Month NCD	7.58%	7.55%	7.40%	-0.15%
9 Month NCD	7.73%	7.70%	7.60%	-0.10%
12 Month NCD	7.90%	7.90%	7.78%	-0.13%
18 Month NCD (YTM)	7.83%	7.84%	7.70%	-0.14%
24 Month NCD (YTM)	7.86%	7.88%	7.75%	-0.13%
36 Month NCD (YTM)	8.01%	8.04%	7.90%	-0.14%
R207 (YTM)	6.25%	6.36%	6.33%	-0.030%

MONEY MARKET RATES (NACQ)	24-May	31-May	07-Jun	Change
3 Month NCD	7.00%	7.05%	7.05%	0.00%
6 Month NCD	7.37%	7.35%	7.20%	-0.14%
9 Month NCD	7.51%	7.49%	7.39%	-0.09%
12 Month NCD	7.68%	7.68%	7.56%	-0.12%
18 Month NCD	7.61%	7.61%	7.49%	-0.13%
24 Month NCD	7.63%	7.65%	7.53%	-0.12%
36 Month NCD	7.78%	7.80%	7.68%	-0.13%
R 207	6.25%	6.36%	6.33%	-0.030%

MONEY MARKET LIQUIDITY	24-May	31-May	07-Jun	Change
Shortage (Rm)	56000	56000	56000	0
Notes (Rm)	138972	151267	147670	-3597
Reverse Repo (Rm)	0	0	0	0
Debentures (Rm)	100	100	154	54
Liquidity Requirements (Rm)	56426	57117	57647	530

#### 2. JIBAR RATES (Nominal Terms)

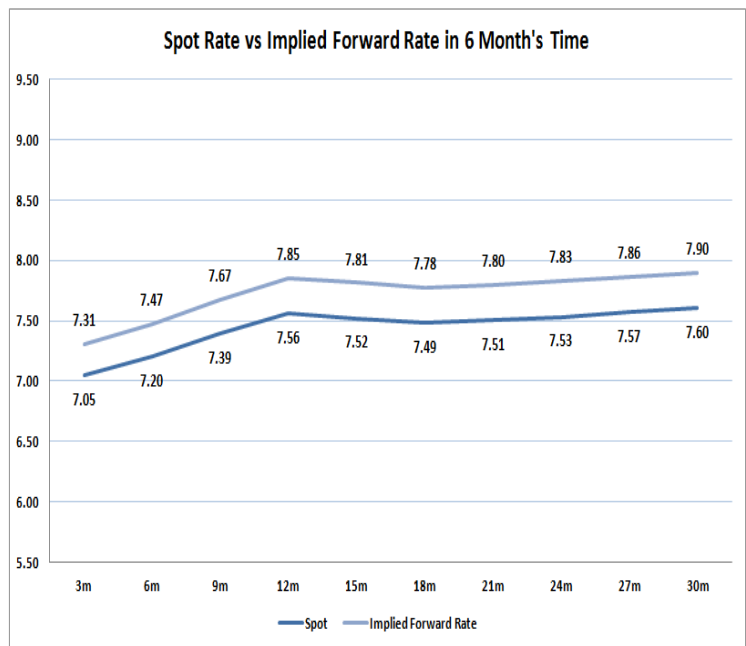
JIBAR (Nominal Terms)	24-May	31-May	07-Jun	Change
1 Month	6.98%	6.97%	6.93%	-0.03%
3 Month	7.15%	7.15%	7.15%	0.00%
6 Month	7.66%	7.59%	7.50%	-0.09%
9 Month	7.85%	7.74%	7.61%	-0.13%
12 Month	8.07%	7.95%	7.82%	-0.13%

#### 3. CURRENT AND FUTURE YIELD CURVES (NACQ)

In the graph below the implied forward rates in six months' time are plotted opposite the current spot rates for the corresponding number of months. The implied forward rates are derived from a break-even calculation approach.

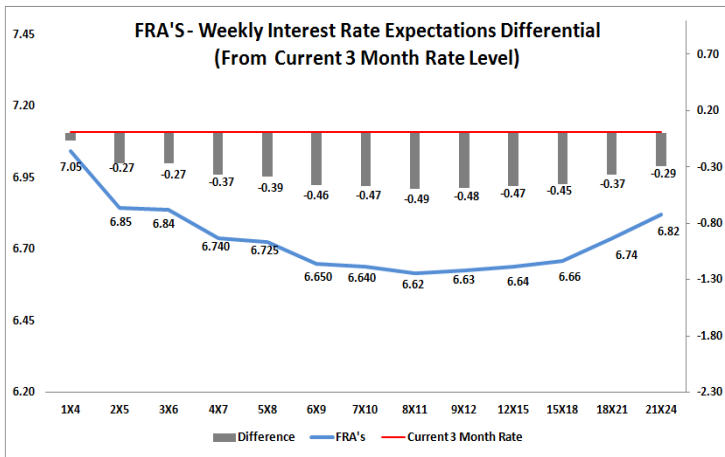
The rates represented in the line graphs below are in NACQ terms.

According to the break-even (forward/forward) calculation, the 12 and 18-month interest rates will be 7.85% and 7.78% respectively in six months time.



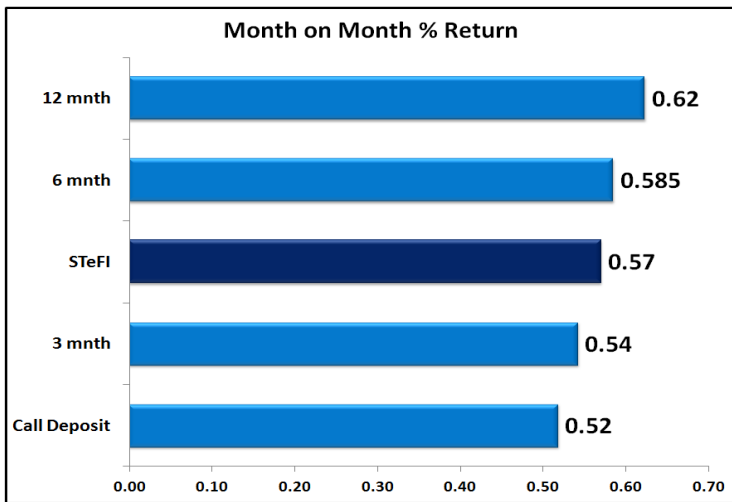
#### 4. FRA RATES (NACQ)

FRA's	24-May	31-May	07-Jun	Change
1x4	7.12%	7.11%	7.04%	-0.07%
3x6	7.03%	6.98%	6.85%	-0.13%
6x9	6.92%	6.88%	6.66%	-0.22%
9x12	6.90%	6.85%	6.63%	-0.22%
12x15	6.90%	6.87%	6.65%	-0.22%
15x18	6.93%	6.92%	6.72%	-0.20%
18x21	6.98%	6.98%	6.80%	-0.18%
21x24	7.02%	7.04%	6.88%	-0.16%
24x27	7.06%	7.09%	6.96%	-0.13%
27x30	7.10%	7.15%	7.04%	-0.11%

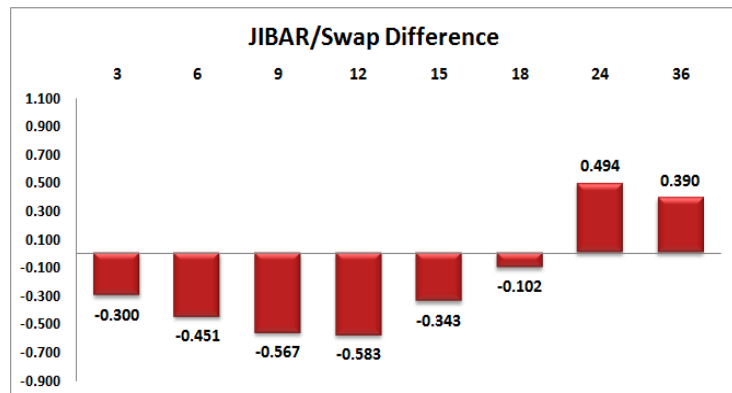
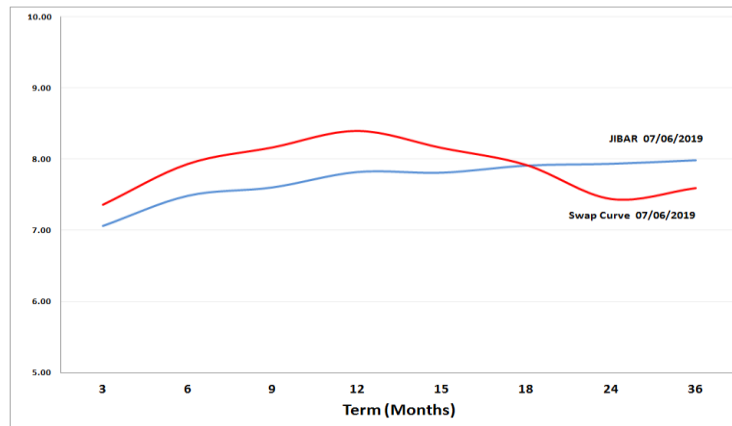


## 5. MONEY MARKET PERFORMANCE

STeFI (Month on Month) gained 0.57% with the best return 0.62% in the 12-Month area.



## 6. JIBAR and SWAPS - Curve



## 7. SARB AND NATIONAL TREASURY OPERATIONS

SARB DEBENTURES			
	Received	Allotted	Av. Rate
7 Days	154	154	6.740%
14 Days	0	0	0.000%
28 Days	0	0	0.000%
56 Days	0	0	0.000%

LONG TERM REVERSE REPO			
14Days			
	Allotted	Av. Rate	
56 Days			
	Allotted	Av. Rate	

TREASURY BILLS			
	Received	Allotted	Av. Rate
91 Days	R1408m	R1308m	7.24%
182 Days	R10968m	R3537m	7.40%
273 Days	R9185m	R2950m	7.59%

## 8. THE WEEK AHEAD

Date	Time	Country	Event	Month	Previous	Forecast
09-Jun-19	01:50:00	Japan	Bank Lending (YoY)		2.40%	2.50%
	01:50:00	Japan	Gross Domestic Product Annualized	Q1	2.10%	1.80%
	01:50:00	Japan	Gross Domestic Product (QoQ)	Q1	0.50%	0.40%
	01:50:00	Japan	Trade Balance - BOP Basis	May'19	700.1B	-664.3B
	01:50:00	Japan	Current Account n.s.a.	May'19	2847.9B	2299.1B
10-Jun-19	02:00:00	Germany	Whit Monday			
	04:00:00	China	M2 Money Supply (YoY)	May'19	8.50%	8.60%
	04:00:00	China	Imports (YoY)	May'19	4%	-3.80%
	04:00:00	China	Exports (YoY)	May'19	-2.70%	-3.80%
	04:00:00	China	Trade Balance USD	May'19	13.84B	20.5B
	04:00:00	China	New Loans	May'19	1020B	1225B
	07:00:00	Japan	Eco Watchers Survey: Outlook		48.4	49.5
	07:00:00	Japan	Eco Watchers Survey: Current		45.3	45.7
	10:30:00	UK	Manufacturing Production (YoY)	Apr'19	2.60%	1.30%
	10:30:00	UK	Industrial Production (MoM)	Apr'19	0.70%	0.10%
	10:30:00	UK	Industrial Production (YoY)	Apr'19	1.30%	0.50%
	10:30:00	UK	Manufacturing Production (MoM)	Apr'19	0.90%	0.20%
	10:30:00	EU	Sentix Investor Confidence		5.3	1.4
	10:30:00	UK	Index of Services (3M/3M)		0.30%	0.30%
	10:30:00	UK	Trade Balance; non-EU	Apr'19	-4.361B	-5.4B
	10:30:00	UK	Goods Trade Balance	Apr'19	-13.65B	-13.8B
	10:30:00	UK	Total Trade Balance	Apr'19	-5.408B	
	14:00:00	UK	NIESR GDP Estimate (3M)		0.40%	0.50%
	16:00:00	US	JOLTS Job Openings		7.488M	7.24M
	17:30:00	US	6-Month Bill Auction		2.26%	
	17:30:00	US	3-Month Bill Auction		2.30%	
	19:00:00	UK	Bot's Saunders speech			
	01:50:00	Japan	Money Supply M2:CD (YoY)	May'19	2.60%	2.60%
11-Jun-19	08:00:00	Japan	Machine Tool Orders (YoY)	Apr'19	-33.40%	
	10:30:00	UK	Claimant Count Change	May'19	24.7K	
	10:30:00	UK	Claimant Count Rate	May'19	2%	
	10:30:00	UK	Average Earnings Including Bonus (3Mo/Yr)	May'19	3.20%	3.40%
	10:30:00	UK	ILO Unemployment Rate (3M)	May'19	3.80%	3.90%
	10:30:00	UK	Average Earnings Excluding Bonus (3Mo/Yr)	May'19	3.30%	3.30%
	12:00:00	US	NFIB Business Optimism Index		103.5	
	13:00:00	SA	Manufacturing Production Index (YoY)	Apr'19	1.20%	
	14:30:00	US	Producer Price Index (YoY)	May'19	2.20%	2%
	14:30:00	US	Producer Price Index (MoM)	May'19	0.20%	0.20%
	14:55:00	US	Redbook Index (MoM)		1.40%	
	14:55:00	US	Redbook Index (YoY)		5.80%	
	17:00:00	US	IBD/TIPP Economic Optimism (MoM)		2.25%	
	19:00:00	US	3-Year Note Auction		2.25%	
	23:30:00	US	API Weekly Crude Oil Stock		3.545M	
	01:50:00	Japan	Domestic Corporate Goods Price Index (YoY)	May'19	1.20%	1.10%
	01:50:00	Japan	Domestic Corporate Goods Price Index (MoM)	May'19	0.30%	0.20%
	01:50:00	Japan	Machinery Orders (MoM)	Apr'19	3.80%	-0.70%
	01:50:00	Japan	Machinery Orders (YoY)	Apr'19	-0.70%	-3.40%
12-Jun-19	03:30:00	China	Consumer Price Index (YoY)	May'19	2.50%	2.70%
	03:30:00	China	Producer Price Index (YoY)	May'19	0.90%	0.60%
	03:30:00	China	Consumer Price Index (MoM)	May'19	0.10%	0%
	04:15:00	China	FDI - Foreign Direct Investment (YTD) (YoY)	May'19	6.40%	
	13:00:00	US	MBA Mortgage Applications	May'19	1.50%	
	13:00:00	SA	Retail Sales (YoY)	Apr'19	0.20%	-1.00%
	14:30:00	US	Consumer Price Index (YoY)	May'19	2%	1.90%
	14:30:00	US	Consumer Price Index Core s.a	May'19	261.735	
	14:30:00	US	Consumer Price Index (MoM)	May'19	0.30%	0.10%
	16:30:00	US	EIA Crude Oil Stocks Change		6.771M	
	19:00:00	US	30-Year Bond Auction		2.89%	
	19:00:00	US	10-Year Note Auction		2.48%	
	20:00:00	US	Monthly Budget Statement		160B	165B
	01:01:00	UK	RICS Housing Price Balance		-23%	-15%
	01:50:00	Japan	BSI Large Manufacturing Conditions Index (QoQ)		-7.3	-2.3
	01:50:00	Japan	Foreign Investment in Japan Stocks		-285.9B	
	01:50:00	Japan	Foreign Bond Investment		441.7B	
13-Jun-19	02:00:00	EU	Eurogroup Meeting			
	06:30:00	Japan	Tertiary Industry Index (MoM)		-0.40%	
	08:00:00	Germany	Consumer Price Index (YoY)	May'19	1.40%	2%
	08:00:00	Germany	Consumer Price Index (MoM)	May'19	0.20%	1%
	11:00:00	EU	Industrial Production s.a. (MoM)	Apr'19	-0.30%	-0.30%
	11:00:00	EU	Industrial Production w.d.a. (YoY)	Apr'19	-0.60%	-0.80%
	11:30:00	SA	Gold Production (YoY)	Apr'19	-17.70%	
	11:30:00	SA	Mining Production (YoY)	Apr'19	-1.10%	
	14:30:00	US	Initial Jobless Claims		218K	
	14:30:00	US	Continuing Jobless Claims		1.682M	
	14:30:00	US	Import Price Index (YoY)	May'19	-0.20%	0.50%
	14:30:00	US	Export Price Index (MoM)	May'19	0.20%	0.20%
	14:30:00	US	Import Price Index (MoM)	May'19	0.20%	-0.20%
	14:30:00	US	Export Price Index (YoY)	May'19	0.30%	
	16:30:00	US	EIA Natural Gas Storage Change		119B	
	17:30:00	US	4-Week Bill Auction		2.29%	
14-Jun-19	04:00:00	China	Retail Sales (YoY)	May'19	7.20%	8.10%
	04:00:00	China	Industrial Production (YoY)	May'19	5.40%	5.50%
	04:00:00	China	NBS Press Conference	May'19		
	04:00:00	China	Fixed Asset Investment (YTD) (YoY)	May'19	6.10%	6.10%
	06:30:00	Japan	Industrial Production (YoY)	May'19	-1.10%	0.60%
	06:30:00	Japan	Industrial Production (MoM)	May'19	0.60%	
	06:30:00	Japan	Capacity Utilization	May'19	-0.40%	
	14:30:00	US	Retail Sales ex Autos (MoM)	May'19	0.10%	0.30%
	14:30:00	US	Retail Sales (MoM)	May'19	-1.10%	0.60%
	15:15:00	US	Industrial Production (MoM)	May'19	-0.50%	0.10%
	15:15:00	US	Capacity Utilization	May'19	77.90%	78.70%
	16:00:00	US	Michigan Consumer Sentiment Index		100	98
	16:00:00	US	Business Inventories		0%	0.50%
	19:00:00	US	Baker Hughes US Oil Rig Count			

Major Central Banks Rate Decisions			
Central Bank	Next Meeting	Last Change	Current Interest Rate
European Central Bank	25-Jul-19	10-Mar-16	0.00%
Bank of Japan	20-Jun-19	29-Jan-16	-0.10%
Bank of England	20-Jun-19	02-Aug-18	0.75%
Federal Reserve	19-Jun-18	19-Dec-18	2.50%
SARB	18-Jul-19	22-Nov-18	6.75%