

SA MONEY MARKET REPORT

08 December 2023

THE PREVIOUS WEEK IN REVIEW

1. MONEY MARKET INTEREST RATES

FRA's	17-Nov	24-Nov	01-Dec	Change
1x4	8.33%	8.36%	8.35%	-0.01%
3x6	8.27%	8.32%	8.30%	-0.02%
6x9	8.15%	8.22%	8.17%	-0.04%
9x12	7.88%	7.96%	7.85%	-0.11%
12x15	7.69%	7.69%	7.54%	-0.15%
15x18	7.50%	7.54%	7.41%	-0.13%
18x21	7.41%	7.44%	7.30%	-0.14%
21x24	7.32%	7.34%	7.19%	-0.15%
24x27	7.23%	7.24%	7.08%	-0.15%
27x30	7.14%	7.14%	6.98%	-0.16%

SPOT RATES	24-Nov	01-Dec	08-Dec	Change
Repo Rate	8.25%	8.25%	8.25%	0.00%
Treasury Bill 91 days(D)	8.45%	8.46%	8.52%	0.06%
Treasury Bill 91 days(Y)	8.63%	8.64%	8.71%	0.07%
Treasury Bill 182days(D)	8.66%	8.70%	8.68%	-0.02%
Treasury Bill 182days(Y)	9.05%	9.09%	9.08%	-0.01%
Treasury Bill 273days(D)	8.60%	8.62%	8.62%	0.00%
Treasury Bill 273days(Y)	9.19%	9.22%	9.22%	0.00%
Treasury Bill 364days(Y)	9.20%	9.20%	9.15%	-0.05%
3 Month NCD	8.40%	8.40%	8.43%	0.03%
6 Month NCD	8.63%	8.60%	8.70%	0.10%
9 Month NCD	8.83%	8.80%	8.85%	0.05%
12 Month NCD	9.00%	8.95%	9.10%	0.15%
18 Month NCD (YTM)	8.79%	8.70%	8.76%	0.06%
24 Month NCD (YTM)	8.69%	8.77%	8.68%	-0.09%
36 Month NCD (YTM)	8.70%	8.63%	8.72%	0.09%
R 2,030	10.11%	9.96%	9.97%	0.005%

MONEY MARKET RATES (NACQ)	24-Nov	01-Dec	08-Dec	Change
3 Month NCD	8.40%	8.40%	8.43%	0.03%
6 Month NCD	8.36%	8.34%	8.43%	0.09%
9 Month NCD	8.55%	8.52%	8.57%	0.05%
12 Month NCD	8.71%	8.66%	8.80%	0.14%
18 Month NCD	8.51%	8.43%	8.49%	0.06%
24 Month NCD	8.42%	8.50%	8.41%	-0.08%
36 Month NCD	8.43%	8.36%	8.45%	0.08%
R 2,030	10.11%	9.96%	9.97%	0.005%

MONEY MARKET LIQUIDITY	24-Nov	01-Dec	08-Dec	Change
Shortage (Rm)	600	400	600	200
Notes (Rm)	164734	171800	175268	3468
Reverse Repo (Rm)	0	0	0	0
Debentures (Rm)	0	0	0	0
Liquidity Requirements (Rm)	-88339	-68177	-76100	-7923

JIBAR (Nominal Terms)	24-Nov	01-Dec	08-Dec	Change
1 Month	8.27%	8.27%	8.27%	0.00%
3 Month	8.37%	8.37%	8.37%	0.00%
6 Month	8.70%	8.68%	8.68%	0.00%
9 Month	8.93%	8.85%	8.85%	0.00%
12 Month	9.10%	9.00%	9.00%	0.00%

2. JIBAR RATES (Nominal Terms)

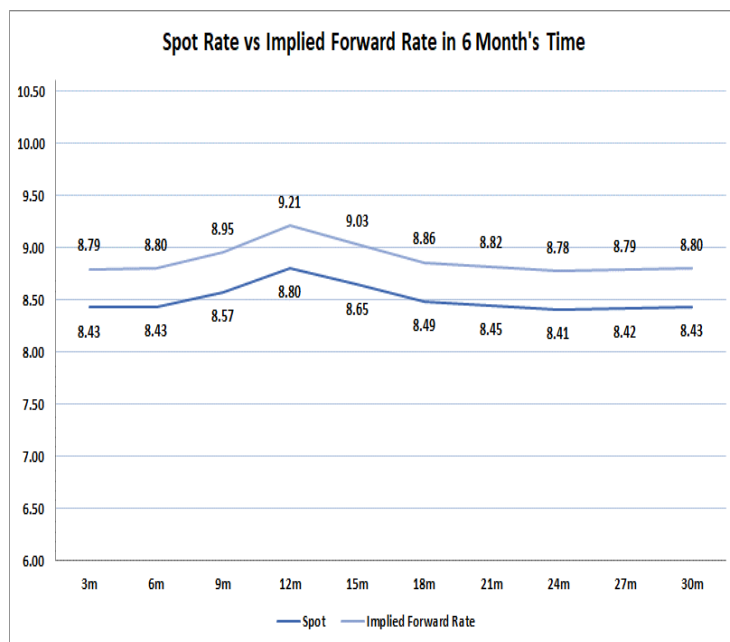
JIBAR (Nominal Terms)	24-Nov	01-Dec	08-Dec	Change
1 Month	8.27%	8.27%	8.29%	0.03%
3 Month	8.37%	8.37%	8.38%	0.01%
6 Month	8.70%	8.68%	8.70%	0.02%
9 Month	8.93%	8.85%	8.88%	0.03%
12 Month	9.10%	9.00%	9.08%	0.08%

3. CURRENT AND FUTURE YIELD CURVES (NACQ)

In the graph below the implied forward rates in six months' time is plotted opposite the current spot rates for the corresponding number of months. The implied forward rates are derived from a break-even calculation approach.

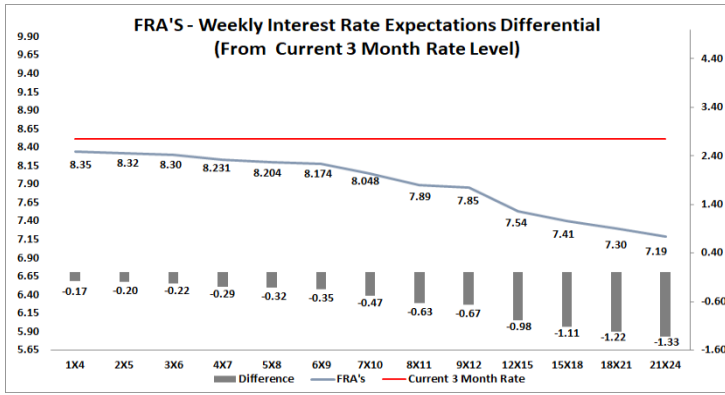
The rates represented in the line graphs below are in NACQ terms.

According to the break-even (forward/forward) calculation, the 12 and 18-month interest rates will be 9.21% and 8.86% respectively in six months time.



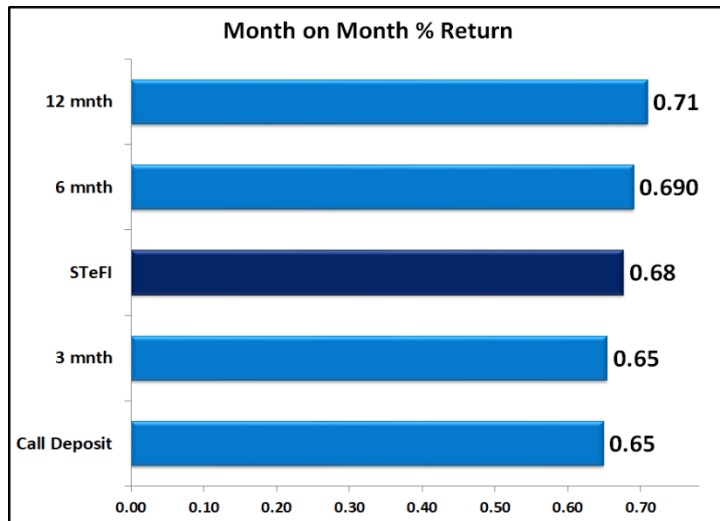
4. FRA RATES (NACQ)

FRA's	24-Nov	01-Dec	08-Dec	Change
1x4	8.36%	8.35%	8.36%	0.01%
3x6	8.32%	8.30%	8.30%	0.00%
6x9	8.22%	8.17%	8.05%	-0.12%
9x12	7.96%	7.85%	7.82%	-0.03%
12x15	7.69%	7.54%	7.49%	-0.05%
15x18	7.54%	7.41%	7.36%	-0.05%
18x21	7.44%	7.30%	7.26%	-0.04%
21x24	7.34%	7.19%	7.16%	-0.03%
24x27	7.24%	7.08%	7.06%	-0.03%
27x30	7.14%	6.98%	6.96%	-0.02%

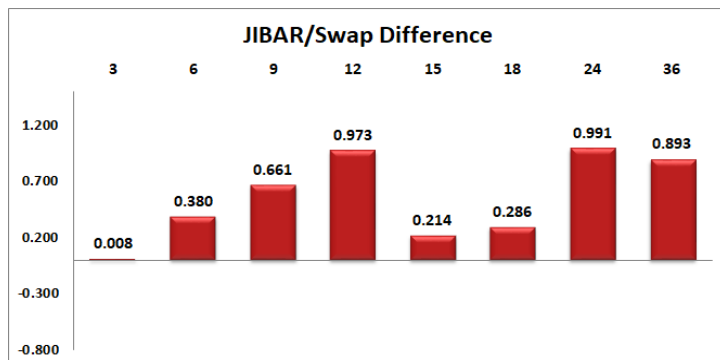
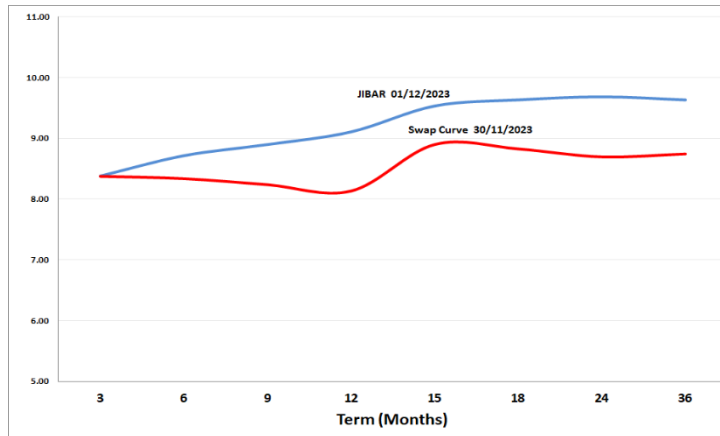


5. MONEY MARKET PERFORMANCE

STeFI (Month on Month) gained 0.68% with the best return 0.71% in the 12-Month area.



6. JIBAR and SWAPS - Curve



7. SARB AND NATIONAL TREASURY OPERATIONS

SARB DEBENTURES			
	Received	Allotted	Av. Rate
7 Days	0	0	0.000%
14 Days	0	0	0.000%
28 Days	0	0	0.000%
56 Days	0	0	0.000%
LONG TERM REVERSE REPO			
14Days			
	Allotted	Av. Rate	
56 Days			
	Allotted	Av. Rate	
TREASURY BILLS			
	Received	Allotted	Av. Rate
91 Days	R3.305m	R1500m	8.71%
182 Days	R7.177m	R3600m	9.08%
273 Days	R8.186m	R4600m	9.22%

8. THE WEEK AHEAD

Date	Time	Country	Event	Month	Previous	Consensus	Forecast	
11-Dec-23	08:00:00	Japan	Machine Tool Orders YoY NOV		-20.60%		-12.00%	
	18:00:00	US	Consumer Inflation Expectations NOV		3.60%		3.80%	
12-Dec-23	01:50:00	Japan	PPI YoY NOV		0.80%	0.10%	0.60%	
	09:00:00	UK	Unemployment Rate OCT		4.20%		4.30%	
	09:00:00	UK	Employment Change SEP		54K		110.0K	
	09:00:00	UK	HMRC Payrolls Change NOV		33K		25.0K	
	11:30:00	SA	Gold Production YoY OCT		-0.10%			
	11:30:00	SA	Mining Production YoY OCT		-1.90%			
	13:00:00	SA	Manufacturing Production YoY OCT		-4.30%			
	15:30:00	US	Core Inflation Rate YoY NOV		4.00%		4.00%	
	15:30:00	US	Inflation Rate YoY NOV		3.20%		3.10%	
	15:30:00	US	CPI NOV		307.671		306.9	
	15:30:00	US	CPI s.a NOV		307.619		307.8	
	21:00:00	US	Monthly Budget Statement NOV		\$-67B		\$-90.0B	
	23:30:00	US	API Crude Oil Stock Change DEC/08		0.594M			
			SA	SACCI Business Confidence NOV		108.2		
			SA	SACCI Business Confidence OCT				
	13-Dec-23	01:50:00	Japan	Tankan Non-Manufacturing Outlook Q4		21	25	19
		01:50:00	Japan	Tankan Small Manufacturers Index Q4		-5	-4	-3
09:00:00		UK	GDP MoM OCT		0.20%		0.00%	
09:00:00		UK	GDP 3-Month Avg OCT		0.00%		0.00%	
09:00:00		UK	Balance of Trade OCT		£-1.574B		£-1.7B	
09:00:00		UK	GDP YoY OCT		1.30%		0.50%	
09:00:00		UK	Industrial Production YoY OCT		1.50%		1.10%	
09:00:00		UK	Manufacturing Production YoY OCT		3.00%		2.10%	
10:00:00		SA	Inflation Rate YoY NOV		5.90%		5.20%	
10:00:00		SA	Core Inflation Rate YoY NOV		4.40%			
12:00:00		EU	Industrial Production YoY OCT		-6.90%		-6.00%	
13:00:00		SA	Retail Sales YoY OCT		0.90%			
15:30:00		US	Core PPI YoY NOV		2.40%		2.40%	
15:30:00		US	PPI YoY NOV		1.30%		1.30%	
15:45:00		Germany	Current Account OCT		€28.1B		€20.3B	
21:00:00		US	Fed Interest Rate Decision		5.50%	5.50%	5.50%	
21:00:00		US	Interest Rate Projection - 1st Yr		5.10%			
21:00:00	US	Interest Rate Projection - 2nd Yr		3.90%				
21:00:00	US	Interest Rate Projection - 3rd Yr		2.90%				
21:00:00	US	Interest Rate Projection - Current		5.60%				
21:00:00	US	Interest Rate Projection - Longer		2.50%				
21:30:00	US	Fed Press Conference						
14-Dec-23	06:30:00	Japan	Industrial Production MoM Final OCT		0.50%	1.00%	1.00%	
	06:30:00	Japan	Industrial Production YoY Final OCT		-4.40%		0.90%	
	11:30:00	SA	PPI YoY NOV		5.80%			
	13:00:00	SA	Building Permits YoY OCT		-22.10%		-20.00%	
	14:00:00	UK	BoE Interest Rate Decision		5.25%	5.25%	5.25%	
	15:15:00	EU	ECB Interest Rate Decision		4.50%	4.50%	4.50%	
	15:30:00	US	Retail Sales MoM NOV		-0.10%	-0.10%	-0.10%	
	15:30:00	US	Initial Jobless Claims DEC/09		220K		227.0K	
15:30:00	US	Retail Sales YoY NOV		2.50%		2.10%		
15:45:00	EU	ECB Press Conference						
15-Dec-23	04:00:00	CN	Industrial Production YoY NOV		4.60%	5.60%	5.80%	
	04:00:00	CN	Retail Sales YoY NOV		7.60%	12.50%	11.00%	
	04:00:00	CN	Unemployment Rate NOV		5.00%		5.00%	
	09:00:00	Germany	Wholesale Prices YoY NOV		-4.20%		-3.60%	
	10:30:00	Germany	HCOB Composite PMI Flash DEC		47.8		49.8	
	11:00:00	EU	HCOB Composite PMI Flash DEC		47.6	47.9	48	
	11:30:00	UK	S&P Global/CIPS Composite PMI Flash DEC		50.7		51	
	12:00:00	EU	Balance of Trade OCT		€10B		€14.0B	
	12:00:00	EU	Wage Growth YoY Q3		4.60%		4.20%	
	16:45:00	US	S&P Global Composite PMI Flash DEC		50.7		50.5	

Major Central Banks Rate Decisions			
Central Bank	Next Meeting	Last Change	Current Interest Rate
European Central Bank	14-Dec-23	14-Sep-23	4.50%
Bank of Japan	19-Dec-23	29-Jan-16	-0.10%
Bank of England	14-Dec-23	03-Aug-23	5.25%
Federal Reserve	13-Dec-23	26-Jul-23	5.50%
SARB	25-Jan-24	25-May-23	8.25%