



## SA MONEY MARKET REPORT

09 November 2018

### THE PREVIOUS WEEK IN REVIEW

#### 1. MONEY MARKET INTEREST RATES

SPOT RATES	26-Oct	02-Nov	09-Nov	Change
Repo Rate	6.50%	6.50%	6.50%	0.00%
Treasury Bill 91 days(D)	7.27%	7.27%	7.27%	0.00%
Treasury Bill 91 days(Y)	7.40%	7.40%	7.41%	0.01%
Treasury Bill 182days(D)	7.53%	7.54%	7.52%	-0.02%
Treasury Bill 182days(Y)	7.82%	7.82%	7.81%	-0.01%
Treasury Bill 273days(D)	7.56%	7.54%	7.54%	0.00%
Treasury Bill 273days(Y)	8.02%	8.02%	7.99%	-0.03%
Treasury Bill 364days(Y)	8.10%	8.10%	8.13%	0.03%
3 Month NCD	6.98%	6.98%	6.95%	-0.02%
6 Month NCD	7.60%	7.60%	7.60%	0.00%
9 Month NCD	7.90%	7.93%	7.93%	0.00%
12 Month NCD	8.33%	8.33%	8.30%	-0.02%
18 Month NCD (YTM)	8.33%	8.28%	8.28%	0.00%
24 Month NCD (YTM)	8.47%	8.41%	8.42%	0.00%
36 Month NCD (YTM)	8.77%	8.69%	8.73%	0.04%
R204 (YTM)	6.17%	6.13%	6.12%	-0.010%

MONEY MARKET RATES (NACQ)	26-Oct	02-Nov	09-Nov	Change
3 Month NCD	6.98%	6.98%	6.98%	0.00%
6 Month NCD	7.39%	7.39%	7.39%	0.00%
9 Month NCD	7.68%	7.70%	7.70%	0.00%
12 Month NCD	8.08%	8.08%	8.05%	-0.02%
18 Month NCD	8.08%	8.03%	8.03%	0.00%
24 Month NCD	8.21%	8.16%	8.16%	0.00%
36 Month NCD	8.49%	8.42%	8.46%	0.04%
R 204	6.17%	6.13%	6.12%	-0.010%

MONEY MARKET LIQUIDITY	26-Oct	02-Nov	09-Nov	Change
Shortage (Rm)	56000	56000	56000	0
Notes (Rm)	140818	149816	143936	-5880
Reverse Repo (Rm)	0	0	0	0
Debentures (Rm)	329	700	707	7
Liquidity Requirements (Rm)	57853	55908	55784	-124

#### 2. JIBAR RATES (Nominal Terms)

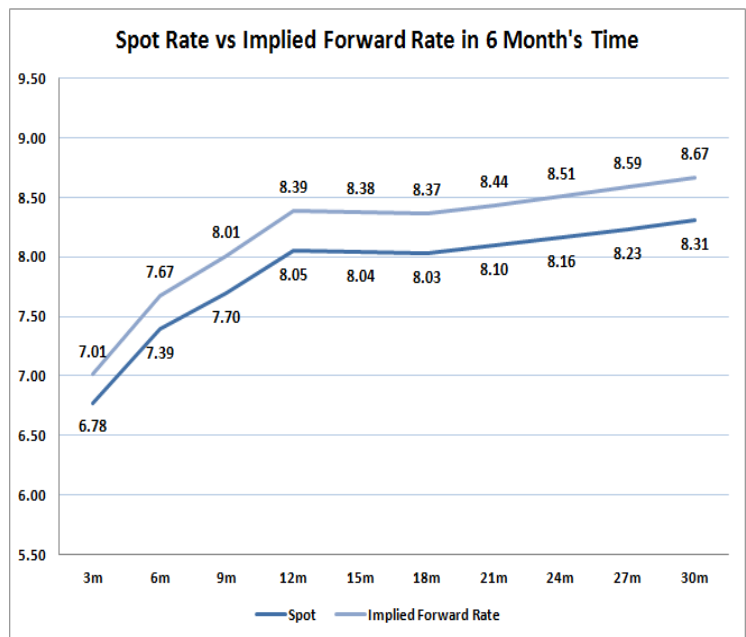
JIBAR (Nominal Terms)	26-Oct	02-Nov	09-Nov	Change
1 Month	6.79%	6.79%	6.79%	0.00%
3 Month	7.02%	7.03%	7.02%	-0.01%
6 Month	7.68%	7.68%	7.67%	-0.01%
9 Month	7.98%	8.00%	7.97%	-0.03%
12 Month	8.42%	8.40%	8.35%	-0.05%

#### 3. CURRENT AND FUTURE YIELD CURVES (NACQ)

In the graph below the implied forward rates in six months' time are plotted opposite the current spot rates for the corresponding number of months. The implied forward rates are derived from a break-even calculation approach.

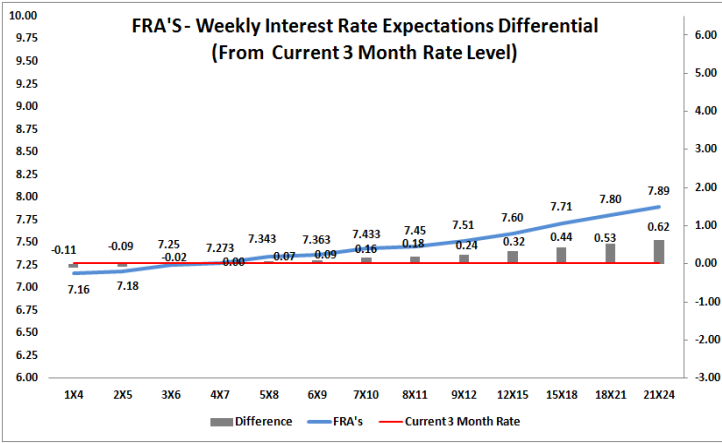
The rates represented in the line graphs below are in NACQ terms.

According to the break-even (forward/forward) calculation, the 12 and 18-month interest rates will be 8.39% and 8.37% respectively in six months time.



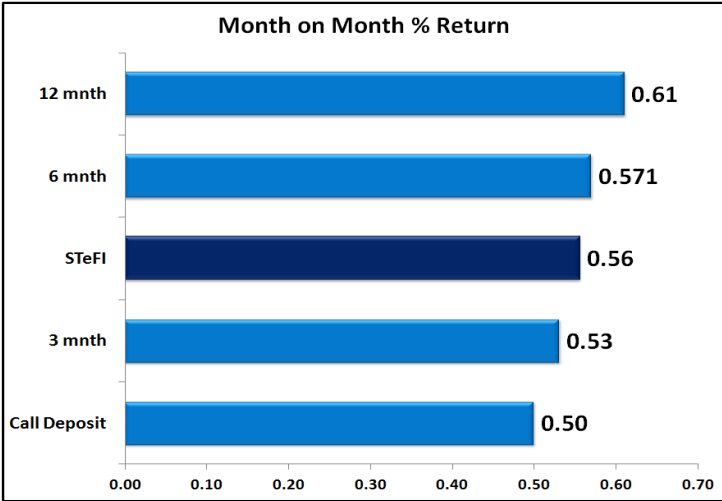
#### 4. FRA RATES (NACQ)

FRA's	26-Oct	02-Nov	09-Nov	Change
1x4	7.15%	7.19%	7.16%	-0.03%
3x6	7.28%	7.33%	7.25%	-0.08%
6x9	7.42%	7.46%	7.36%	-0.10%
9x12	7.59%	7.63%	7.51%	-0.12%
12x15	7.70%	7.72%	7.60%	-0.13%
15x18	7.79%	7.83%	7.71%	-0.12%
18x21	7.88%	7.93%	7.80%	-0.13%
21x24	7.98%	8.02%	7.89%	-0.13%
24x27	8.07%	8.11%	7.98%	-0.13%
27x30	8.17%	8.20%	8.07%	-0.13%

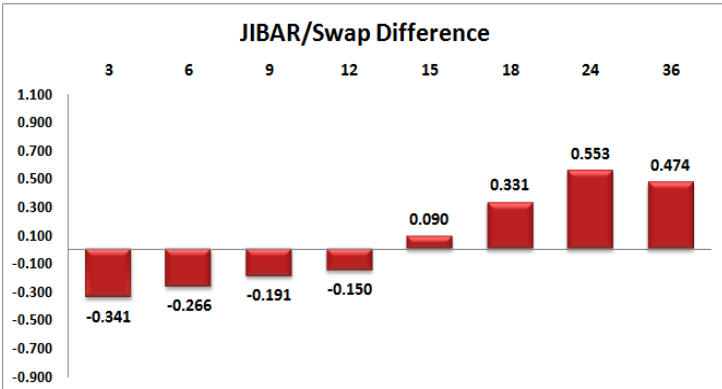
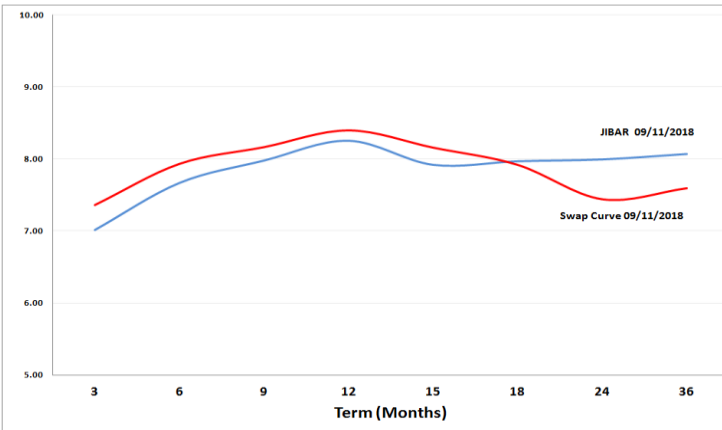


## 5. MONEY MARKET PERFORMANCE

STeFI (Month on Month) gained 0.56% with the best return 0.61% in the 12-Month area.



## 6. JIBAR and SWAPS - Curve



## 7. SARB AND NATIONAL TREASURY OPERATIONS

SARB DEBENTURES			
	Received	Allotted	Av. Rate
7 Days	707	707	6.494%
14 Days	0	0	0.000%
28 Days	0	0	0.000%
56 Days	0	0	0.000%

LONG TERM REVERSE REPO			
14Days			
	Allotted	Av. Rate	

56 Days			
	Allotted	Av. Rate	

TREASURY BILLS			
	Received	Allotted	Av. Rate
91 Days	R3541m	R2800m	7.41%
182 Days	R3319m	R2525m	7.81%
273 Days	R6413m	R32595m	7.99%

## 8. THE WEEK AHEAD

Date	Time	Country	Event	Month	Previous	Forecast
12-Nov-18	02:00:00	US	Veterans Day			
	04:00:00	China	M2 Money Supply (YoY)	Oct'18	8.30%	8.40%
	04:00:00	China	New Loans	Oct'18	1380B	862B
	04:15:00	China	FDI - Foreign Direct Investment (YTD) (YoY)	Oct'18	2.90%	
	08:00:00	Japan	Machine Tool Orders (YoY)	Oct'18	2.80%	
	20:00:00	US	Loan Officer Survey			
13-Nov-18	09:00:00	Germany	Harmonized Index of Consumer Prices (MoM)	Oct'18 (Rev)	0.10%	0.10%
	09:00:00	Germany	Consumer Price Index (YoY)	Oct'18 (Rev)	2.50%	2.50%
	09:00:00	Germany	Consumer Price Index (MoM)	Oct'18 (Rev)	0.20%	0.20%
	11:00:00	EU	ZEW Survey - Economic Sentiment		-19.4	
	11:30:00	UK	30-y Bond Auction			
	11:30:00	UK	30-y Bond Auction		1.83%	
	11:30:00	UK	Claimant Count Rate	Oct'18	2.60%	
	11:30:00	UK	ILO Unemployment Rate (3M)		4%	
	11:30:00	UK	Claimant Count Change	Oct'18	18.5K	
	11:30:00	UK	Average Earnings including Bonus (3Mo/Yr)	Oct'18	2.70%	
	11:30:00	UK	Average Earnings excluding Bonus (3Mo/Yr)	Oct'18	3.10%	
	12:00:00	Germany	ZEW Survey - Economic Sentiment		-24.7	-25
	12:00:00	Germany	ZEW Survey - Current Situation		70.1	74.5
	13:00:00	US	NFIB Business Optimism Index		107.9	
	18:30:00	US	4-Week Bill Auction		2.20%	
	18:30:00	US	3-Month Bill Auction		2.32%	
	18:30:00	US	6-Month Bill Auction		2.45%	
	21:00:00	US	Monthly Budget Statement		119B	107.5B
	01:50:00	Japan	Gross Domestic Product Deflator (YoY)	Q3	0.10%	
	01:50:00	Japan	Gross Domestic Product Annualized	Q3	3%	-1%
	01:50:00	Japan	Gross Domestic Product (QoQ)	Q3	0.70%	-0.30%
14-Nov-18	02:00:00	EU	EcoFin Meeting			
	04:00:00	China	Retail Sales (YoY)	Oct'18	9.20%	9.10%
	04:00:00	China	Industrial Production (YoY)	Oct'18	5.80%	5.70%
	04:00:00	China	Fixed Asset Investment (YTD) (YoY)	Oct'18	5.40%	5.50%
	06:30:00	Japan	Tertiary Industry Index (MoM)	Oct'18	0.50%	
	06:30:00	Japan	Industrial Production (MoM)	Oct'18	-1.10%	-1.10%
	06:30:00	Japan	Industrial Production (YoY)	Oct'18	-2.90%	
	06:30:00	Japan	Capacity Utilization	Oct'18	2.20%	
	09:00:00	Germany	Gross Domestic Product w.d.a (YoY)	Q3	2%	
	09:00:00	Germany	Gross Domestic Product (QoQ)	Q3	0.50%	-0.10%
	09:00:00	Germany	Gross Domestic Product (YoY)	Q3	2.30%	2.50%
	11:30:00	UK	Retail Price Index (MoM)	Oct'18	0%	0.20%
	11:30:00	UK	Retail Price Index (YoY)	Oct'18	3.30%	3.50%
	11:30:00	UK	DCLG House Price Index (YoY)			
	11:30:00	UK	Producer Price Index - Output (MoM) n.s.a	Oct'18	0.40%	0.20%
	11:30:00	UK	Producer Price Index - Output (YoY) n.s.a	Oct'18	3.10%	2.90%
	11:30:00	UK	Producer Price Index - Input (YoY) n.s.a	Oct'18	10.30%	
	11:30:00	UK	Producer Price Index - Input (MoM) n.s.a	Oct'18	1.30%	1%
	11:30:00	UK	Consumer Price Index (YoY)	Oct'18	2.40%	2.60%
	11:30:00	UK	Consumer Price Index (MoM)	Oct'18	0.10%	0.20%
	12:00:00	EU	Gross Domestic Product s.a. (QoQ)	Q3	0.20%	0.20%
	12:00:00	EU	Gross Domestic Product s.a. (YoY)	Q3	1.70%	1.70%
	12:00:00	EU	Industrial Production w.d.a. (YoY)	Sept'18	0.90%	
	12:00:00	EU	Industrial Production s.a. (MoM)	Sept'18	1%	-0.30%
	12:00:00	EU	Employment Change (QoQ)	Q3	0.40%	
	12:00:00	EU	Employment Change (YoY)	Q3	1.50%	
	13:00:00	SA	Retail Sales (YoY)		2.50%	0.30%
	14:00:00	US	MBA Mortgage Applications		-4%	
	15:30:00	US	Consumer Price Index (MoM)	Oct'18	0.10%	0.30%
	15:30:00	US	Consumer Price Index (YoY)	Oct'18	2.30%	2.40%
	15:55:00	US	Redbook index (YoY)		6.10%	
	15:55:00	US	Redbook index (MoM)		0.10%	
	17:30:00	US	EIA Crude Oil Stocks change		5.78M	7.83M
	23:30:00	US	API Weekly Crude Oil Stock		7.83M	
	01:50:00	Japan	Foreign investment in Japan stocks	Oct'18	107.6B	
	01:50:00	Japan	Foreign bond investment	Oct'18	-167.3B	
15-Nov-18	03:30:00	China	House Price Index	Oct'18	7.90%	
	11:30:00	UK	Retail Sales (YoY)	Oct'18	-0.80%	
	11:30:00	UK	Retail Sales (MoM)	Oct'18	3%	
	12:00:00	EU	Trade Balance s.a.	Sept'18	16.6B	
	12:00:00	EU	Trade Balance n.s.a.	Sept'18	11.7B	
	15:30:00	US	NY Empire State Manufacturing Index		21.1	20.5
	15:30:00	US	Retail Sales ex Autos (MoM)	Oct'18	-0.10%	0.50%
	15:30:00	US	Retail Sales control group	Oct'18	0.50%	0.40%
	15:30:00	US	Retail Sales (MoM)	Oct'18	0.10%	0.40%
	15:30:00	US	Initial Jobless Claims		214K	
	15:30:00	US	Continuing Jobless Claims		1.623M	
	15:30:00	US	Export Price Index (MoM)	Oct'18	0%	0.10%
	15:30:00	US	Import Price Index (MoM)	Oct'18	0.50%	0.20%
	15:30:00	US	Philadelphia Fed Manufacturing Survey		22.2	20.9
	17:00:00	US	Business Inventories		0.50%	0.30%
	17:30:00	US	EIA Natural Gas Storage change		65B	
16-Nov-18	09:00:00	Germany	Wholesale Price Index (MoM)	Oct'18	0.40%	
	09:00:00	Germany	Wholesale Price Index (YoY)	Oct'18	3.50%	
	12:00:00	EU	Consumer Price Index (YoY)	Oct'18 (Rev)	2.20%	
	12:00:00	EU	Consumer Price Index (MoM)	Oct'18 (Rev)	0.50%	
	16:15:00	US	Industrial Production (MoM)	Oct'18	0.30%	0.20%
	16:15:00	US	Capacity Utilization		78.10%	78.10%
	18:00:00	US	Kansas Fed manufacturing activity		5	
	20:00:00	US	Baker Hughes US Oil Rig Count			
	23:00:00	US	Net Long-Term TIC Flows	Oct'18	131.8B	
	23:00:00	US	Total Net TIC Flows	Oct'18	108.2B	

Major Central Banks Rate Decisions			
Central Bank	Next Meeting	Last Change	Current Interest Rate
European Central Bank	13-Dec-18	10-Mar-16	0.00%
Bank of Japan	20-Dec-18	29-Jan-16	-0.10%
Bank of England	20-Dec-18	02-Aug-18	0.75%
Federal Reserve	19-Dec-18	26-Sep-18	2.25%
SARB	22-Nov-18	28-Mar-18	6.50%