

SA MONEY MARKET REPORT

10 August 2018

THE PREVIOUS WEEK IN REVIEW

1. MONEY MARKET INTEREST RATES

SPOT RATES	27-Jul	03-Aug	10-Aug	Change
Repo Rate	6.50%	6.50%	6.50%	0.00%
Treasury Bill 91 days(D)	7.09%	7.07%	7.10%	0.03%
Treasury Bill 91 days(Y)	7.21%	7.20%	7.23%	0.03%
Treasury Bill 182days(D)	7.27%	7.28%	7.30%	0.02%
Treasury Bill 182days(Y)	7.54%	7.55%	7.58%	0.03%
Treasury Bill 273days(D)	7.32%	7.32%	7.36%	0.04%
Treasury Bill 273days(Y)	7.75%	7.75%	7.79%	0.04%
Treasury Bill 364days(Y)	7.85%	7.86%	7.92%	0.06%
3 Month NCD	6.90%	6.90%	6.90%	0.00%
6 Month NCD	7.45%	7.45%	7.48%	0.03%
9 Month NCD	7.68%	7.68%	7.70%	0.03%
12 Month NCD	8.03%	8.05%	8.10%	0.05%
18 Month NCD (YTM)	7.98%	8.02%	8.06%	0.04%
24 Month NCD (YTM)	8.08%	8.13%	8.18%	0.05%
36 Month NCD (YTM)	8.33%	8.41%	8.49%	0.09%
R204 (YTM)	6.94%	7.04%	7.02%	-0.020%

MONEY MARKET RATES (NACQ)	27-Jul	03-Aug	10-Aug	Change
3 Month NCD	6.98%	6.98%	6.98%	0.00%
6 Month NCD	7.25%	7.25%	7.27%	0.02%
9 Month NCD	7.46%	7.46%	7.49%	0.02%
12 Month NCD	7.79%	7.82%	7.86%	0.05%
18 Month NCD	7.75%	7.79%	7.83%	0.04%
24 Month NCD	7.84%	7.89%	7.94%	0.05%
36 Month NCD	8.08%	8.15%	8.23%	0.08%
R 204	6.94%	7.04%	7.02%	-0.020%

MONEY MARKET LIQUIDITY	27-Jul	03-Aug	10-Aug	Change
Shortage (Rm)	56000	56000	56000	0
Notes (Rm)	135880	144092	140508	-3584
Reverse Repo (Rm)	0	0	0	0
Debentures (Rm)	156	110	84	-26
Liquidity Requirements (Rm)	57216	57838	56683	-1155

2. JIBAR RATES (Nominal Terms)

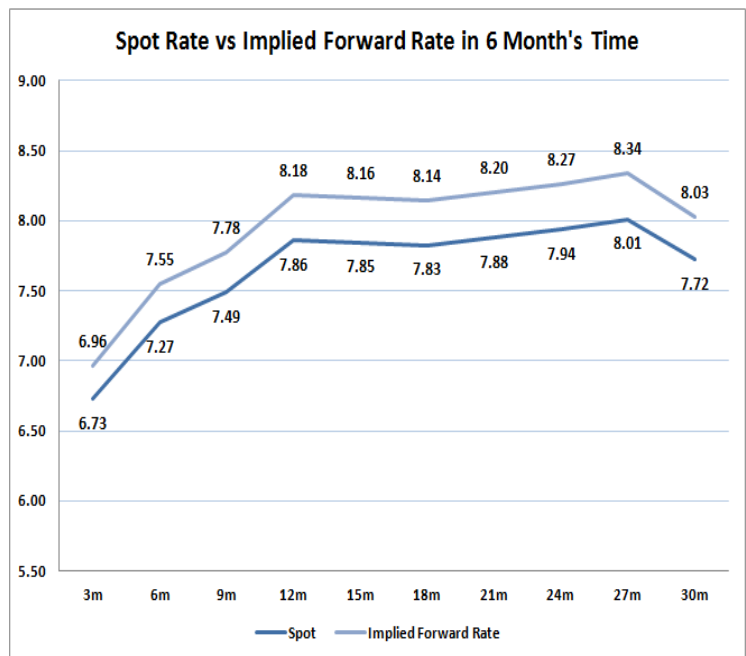
JIBAR (Nominal Terms)	27-Jul	03-Aug	10-Aug	Change
1 Month	6.73%	6.73%	6.73%	0.00%
3 Month	6.97%	6.97%	6.98%	0.01%
6 Month	7.52%	7.52%	7.53%	0.01%
9 Month	7.75%	7.75%	7.75%	0.00%
12 Month	8.08%	8.10%	8.13%	0.03%

3. CURRENT AND FUTURE YIELD CURVES (NACQ)

In the graph below the implied forward rates in six months' time are plotted opposite the current spot rates for the corresponding number of months. The implied forward rates are derived from a break-even calculation approach.

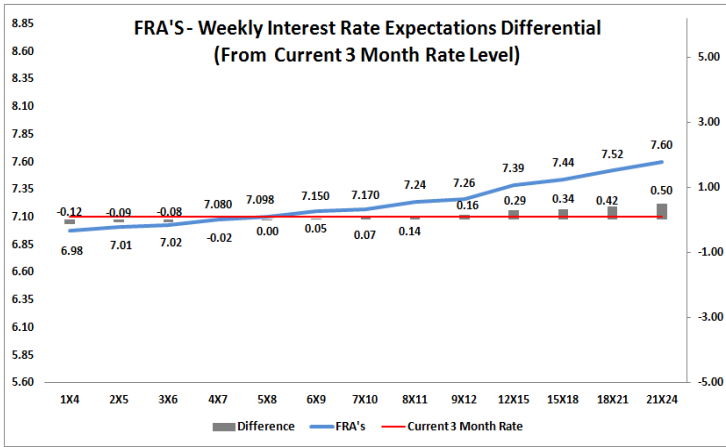
The rates represented in the line graphs below are in NACQ terms.

According to the break-even (forward/forward) calculation, the 12 and 18-month interest rates will be 8.18% and 8.14% respectively in six months time.



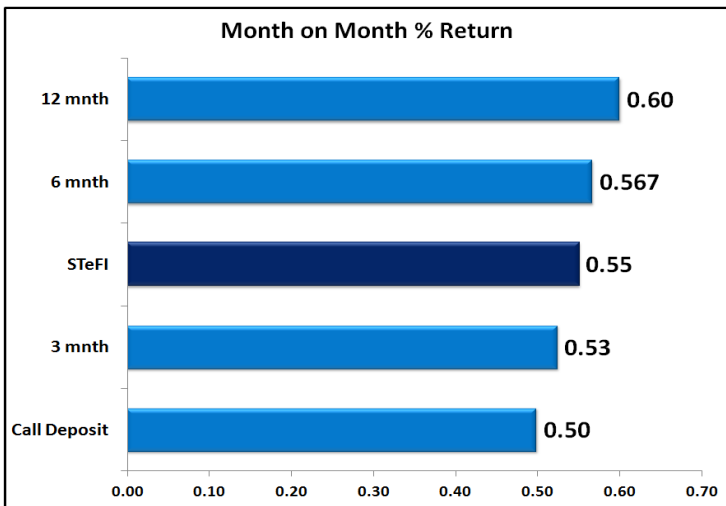
4. FRA RATES (NACQ)

FRA's	27-Jul	03-Aug	10-Aug	Change
1x4	6.98%	6.97%	6.98%	0.01%
3x6	7.03%	7.02%	7.02%	0.00%
6x9	7.14%	7.14%	7.15%	0.01%
9x12	7.25%	7.24%	7.26%	0.02%
12x15	7.35%	7.36%	7.39%	0.03%
15x18	7.40%	7.41%	7.44%	0.03%
18x21	7.47%	7.49%	7.52%	0.03%
21x24	7.53%	7.57%	7.60%	0.03%
24x27	7.60%	7.65%	7.68%	0.03%
27x30	7.66%	7.73%	7.76%	0.03%

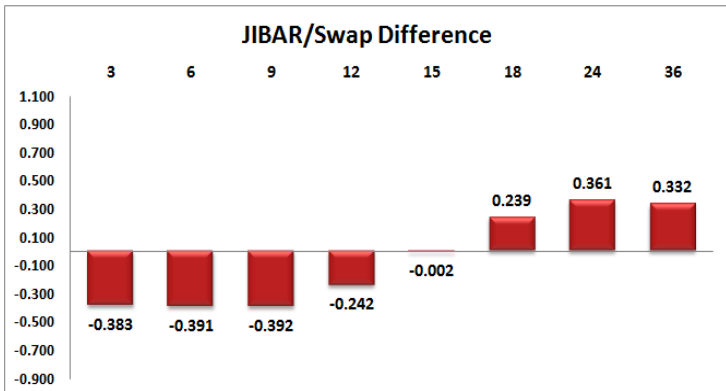
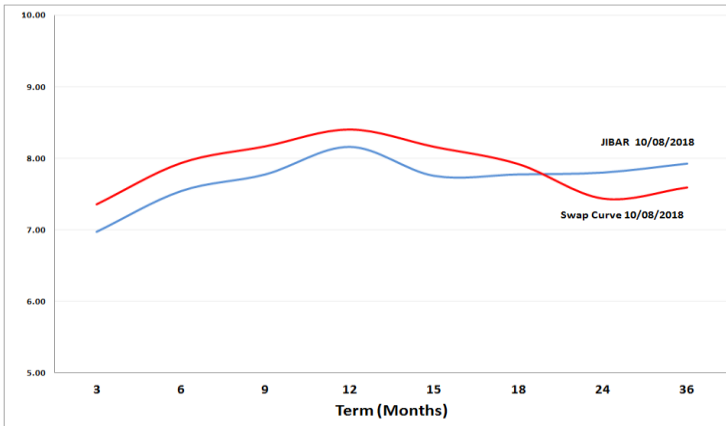


5. MONEY MARKET PERFORMANCE

STeFI (Month on Month) gained 0.55% with the best return 0.60% in the 12-Month area.



6. JIBAR and SWAPS - Curve



7. SARB AND NATIONAL TREASURY OPERATIONS

SARB DEBENTURES			
	Received	Allotted	Av. Rate
7 Days	84	84	6.490%
14 Days	0	0	0.000%
28 Days	0	0	0.000%
56 Days	0	0	0.000%

LONG TERM REVERSE REPO			
14Days			
	Allotted	Av. Rate	

56 Days			
	Allotted	Av. Rate	

TREASURY BILLS			
	Received	Allotted	Av. Rate
91 Days	R3262m	R1800m	7.23%
182 Days	R5469m	R2200m	7.58%
273 Days	R5908m	R2270m	7.79%

8. THE WEEK AHEAD

Date	Time	Country	Event	Month	Previous	Forecast
13-Aug-18	04:00:00	China	M2 Money Supply (YoY)	Jul'18	8%	8.20%
	04:00:00	China	New Loans	Jul'18	1840B	1210B
	04:15:00	China	FDI - Foreign Direct Investment (YTD) (YoY)	Jul'18	1.10%	
	17:30:00	US	3-Month Bill Auction		2.01%	
	17:30:00	US	6-Month Bill Auction		2.18%	
14-Aug-18	04:00:00	China	Retail Sales (YoY)	Jul'18	9%	9%
	04:00:00	China	Industrial Production (YoY)	Jul'18	6%	6.30%
	04:00:00	China	Fixed Asset Investment (YTD) (YoY)	Jul'18	6%	6%
	06:30:00	Japan	Industrial Production (YoY)	Jun'18	-1.20%	-1.20%
	06:30:00	Japan	Industrial Production (MoM)	Jun'18	-2.10%	-2.10%
	06:30:00	Japan	Capacity Utilization	Jun'18	2.10%	0%
	08:00:00	Germany	Gross Domestic Product w.d.a. (YoY)	Q1	2.30%	
	08:00:00	Germany	Consumer Price Index (YoY)	Jul'18 (Rev)	2%	2%
	08:00:00	Germany	Consumer Price Index (MoM)	Jul'18 (Rev)	0.30%	0.10%
	08:00:00	Germany	Gross Domestic Product (YoY)	Q1	2.50%	
	08:00:00	Germany	Gross Domestic Product (QoQ)	Q1	0.30%	0.40%
	10:30:00	UK	Claimant Count Change	Jul'18	7.8K	
	10:30:00	UK	ILO Unemployment Rate (3M)	Jul'18	4.20%	4.20%
	10:30:00	UK	Claimant Count Rate	Jul'18	2.50%	
	10:30:00	UK	Average Earnings including Bonus (3Mo/Yr)	Jun'18	2.50%	2.50%
	10:30:00	UK	Average Earnings excluding Bonus (3Mo/Yr)	Jun'18	2.70%	2.60%
	11:00:00	EU	Gross Domestic Product s.a. (YoY)	Q2 (Rev)	2.10%	2.10%
	11:00:00	EU	Gross Domestic Product s.a. (QoQ)	Q2 (Rev)	0.30%	0.30%
	11:00:00	EU	Industrial Production w.d.a. (YoY)	Jun'18	2.40%	2.90%
	11:00:00	EU	Industrial Production s.a. (MoM)	Jun'18	1.30%	0.40%
	11:00:00	Germany	ZEW Survey - Economic Sentiment		-24.7	
	11:00:00	Germany	ZEW Survey - Economic Sentiment		-18.7	-15.6
	11:00:00	Germany	ZEW Survey - Current Situation		72.4	
	11:30:00	SA	Gold Production (YoY)	Jun'18	-16.20%	
	11:30:00	SA	Mining Production (YoY)	Jun'18	-2.60%	0.50%
	12:00:00	US	NFIB Business Optimism Index		107.2	
	14:30:00	US	Import Price Index (MoM)	Jul'18	-0.40%	0%
	14:30:00	US	Export Price Index (YoY)	Jul'18	5.30%	4.20%
	14:30:00	US	Import Price Index (YoY)	Jul'18	4.30%	4.60%
	14:30:00	US	Export Price Index (MoM)	Jul'18	0.30%	0.30%
	14:55:00	US	Redbook index (YoY)		5.60%	
	14:55:00	US	Redbook index (MoM)		0.90%	
	17:30:00	US	52-Week Bill auction		2.24%	
	17:30:00	US	4-Week Bill Auction		1.91%	
	22:30:00	US	API Weekly Crude Oil Stock		-6M	
15-Aug-18	02:00:00	EU	Ecofin Meeting			
	03:30:00	China	House Price Index	Jul'18	5%	
	10:30:00	UK	Producer Price Index - Input (MoM) n.s.a		0.20%	-0.10%
	10:30:00	UK	Producer Price Index - Input (YoY) n.s.a		10.20%	10.80%
	10:30:00	UK	Producer Price Index - Output (MoM) n.s.a		0.10%	0.10%
	10:30:00	UK	Producer Price Index - Output (YoY) n.s.a		3.10%	3.20%
	10:30:00	UK	Consumer Price Index (MoM)	Jul'18 (Rev)	0%	-0.20%
	10:30:00	UK	Consumer Price Index (YoY)	Jul'18 (Rev)	2.40%	2.50%
	10:30:00	UK	Core Consumer Price Index (YoY)	Jul'18 (Rev)	1.90%	2.20%
	11:30:00	UK	Retail Price Index (YoY)	Jul'18	3.40%	3.60%
	11:30:00	UK	Retail Price Index (MoM)	Jul'18	0.30%	0.40%
	12:00:00	UK	Inflation Report Hearings		3%	2.30%
	12:00:00	Germany	30-y Bond Auction		1.02%	
	13:00:00	US	MBA Mortgage Applications		-3%	
	13:00:00	SA	Retail Sales (YoY)	Jun'18	1.90%	1.90%
	14:30:00	US	NY Empire State Manufacturing Index		22.6	21
	14:30:00	US	Retail Sales ex Autos (MoM)	Jul'18	0.40%	0.40%
	14:30:00	US	Retail Sales control group	Jul'18	0%	0.40%
	14:30:00	US	Retail Sales (MoM)	Jul'18	0.50%	0.20%
	14:30:00	US	Unit Labor Costs	Jul'18	2.90%	2.90%
	14:30:00	US	Nonfarm Productivity		0.40%	2.40%
	15:15:00	US	Capacity Utilization		78%	78.10%
	15:15:00	US	Industrial Production (MoM)		0.60%	0.30%
	16:00:00	US	Business Inventories		0.40%	0.10%
	16:00:00	US	NAHB Housing Market Index		68	68
	16:30:00	US	EIA Crude Oil Stocks change		-1.351M	1.213M
	22:00:00	US	Total Net TIC Flows		69.9B	-80B
	22:00:00	US	Net Long Term TIC Flows		45.6B	5.9B
	01:50:00	Japan	Exports (YoY)	Jul'18	6.70%	7%
	01:50:00	Japan	Imports (YoY)	Jul'18	2.50%	5.30%
	01:50:00	Japan	Merchandise Trade Balance Total	Jul'18	721.4B	534B
	01:50:00	Japan	Adjusted Merchandise Trade Balance	Jul'18	66.2B	
	01:50:00	Japan	Foreign investment in Japan stocks	Jul'18	-225.2B	
	01:50:00	Japan	Foreign bond investment	Jul'18	117.1B	
16-Aug-18	10:30:00	UK	Retail Sales ex-Fuel (YoY)	Jul'18	3%	2.90%
	10:30:00	UK	Retail Sales (YoY)	Jul'18	2.90%	2.60%
	10:30:00	UK	Retail Sales (MoM)	Jul'18	-0.50%	0.50%
	11:00:00	EU	Trade Balance s.a.	Jun'18	16.9B	18.2B
	11:00:00	EU	Trade Balance n.s.a.	Jun'18	16.5B	23.2B
	14:30:00	US	Building Permits (MoM)	Jul'18	1.273M	1.301M
	14:30:00	US	Housing Starts (MoM)	Jul'18	1.173M	1.25M
	14:30:00	US	Housing Starts Change	Jul'18	-12.30%	4.50%
	14:30:00	US	Building Permits Change	Jul'18	-2.20%	1.50%
	14:30:00	US	Initial Jobless Claims		213K	217K
	14:30:00	US	Continuing Jobless Claims		1.755M	1.759M
	14:30:00	US	Philadelphia Fed Manufacturing Survey		25.7	22
	16:30:00	US	EIA Natural Gas Storage change		46B	
17-Aug-18	08:00:00	Germany	Wholesale Price Index (MoM)		0.50%	
	08:00:00	Germany	Wholesale Price Index (YoY)		3.40%	
	10:00:00	EU	Current Account s.a.	Jun'18	45.6B	
	10:00:00	EU	Current Account n.s.a	Jun'18	27.3B	
	11:00:00	EU	Consumer Price Index (MoM)	Jul'18 (Rev)	0.10%	0.10%
	11:00:00	EU	Consumer Price Index (YoY)	Jul'18 (Rev)	2.10%	2%
	16:00:00	US	Michigan Consumer Sentiment Index		97.9	98
	19:00:00	US	Baker Hughes US Oil Rig Count			

Major Central Banks Rate Decisions			
Central Bank	Next Meeting	Last Change	Current Interest Rate
European Central Bank	13-Sep-18	10-Mar-16	0.00%
Bank of Japan	19-Sep-18	29-Jan-16	-0.10%
Bank of England	13-Sep-18	02-Aug-18	0.75%
Federal Reserve	26-Sep-18	13-Jun-18	2.00%
SARB	20-Sep-18	28-Mar-18	6.50%