

SA MONEY MARKET REPORT

11 December 2020

THE PREVIOUS WEEK IN REVIEW

1. MONEY MARKET INTEREST RATES

SPOT RATES	30-Nov	04-Dec	11-Dec	Change
Repo Rate	3.50%	3.50%	3.50%	0.00%
Treasury Bill 91 days(D)	3.71%	3.73%	3.75%	0.02%
Treasury Bill 91 days(Y)	3.75%	3.77%	3.79%	0.02%
Treasury Bill 182days(D)	3.85%	3.85%	3.94%	0.09%
Treasury Bill 182days(Y)	3.93%	3.93%	4.02%	0.09%
Treasury Bill 273days(D)	4.01%	4.15%	4.29%	0.14%
Treasury Bill 273days(Y)	4.14%	4.29%	4.43%	0.14%
Treasury Bill 364days(Y)	4.17%	4.31%	4.40%	0.09%
3 Month NCD	3.40%	3.48%	3.53%	0.05%
6 Month NCD	3.58%	3.75%	3.80%	0.05%
9 Month NCD	3.68%	3.93%	3.95%	0.03%
12 Month NCD	3.85%	4.08%	4.10%	0.02%
18 Month NCD (YTM)	3.99%	4.20%	4.20%	0.00%
24 Month NCD (YTM)	4.28%	4.48%	4.49%	0.01%
36 Month NCD (YTM)	4.75%	4.99%	4.95%	-0.04%
R208 (YTM)	3.54%	3.54%	3.56%	0.020%

MONEY MARKET RATES (NACQ)	30-Nov	04-Dec	11-Dec	Change
3 Month NCD	3.40%	3.48%	3.53%	0.05%
6 Month NCD	3.53%	3.70%	3.75%	0.05%
9 Month NCD	3.63%	3.87%	3.89%	0.02%
12 Month NCD	3.80%	4.01%	4.04%	0.02%
18 Month NCD	3.93%	4.14%	4.14%	0.00%
24 Month NCD	4.21%	4.41%	4.42%	0.01%
36 Month NCD	4.66%	4.90%	4.86%	-0.04%
R 208	3.54%	3.54%	3.56%	0.020%

MONEY MARKET LIQUIDITY	30-Nov	04-Dec	11-Dec	Change
Shortage (Rm)	35650	37150	28650	-8500
Notes (Rm)	167786	174518	170916	-3602
Reverse Repo (Rm)	0	0	0	0
Debentures (Rm)	6517	950	2802	1852
Liquidity Requirements (Rm)	25000	23717	21010	-2707

2. JIBAR RATES (Nominal Terms)

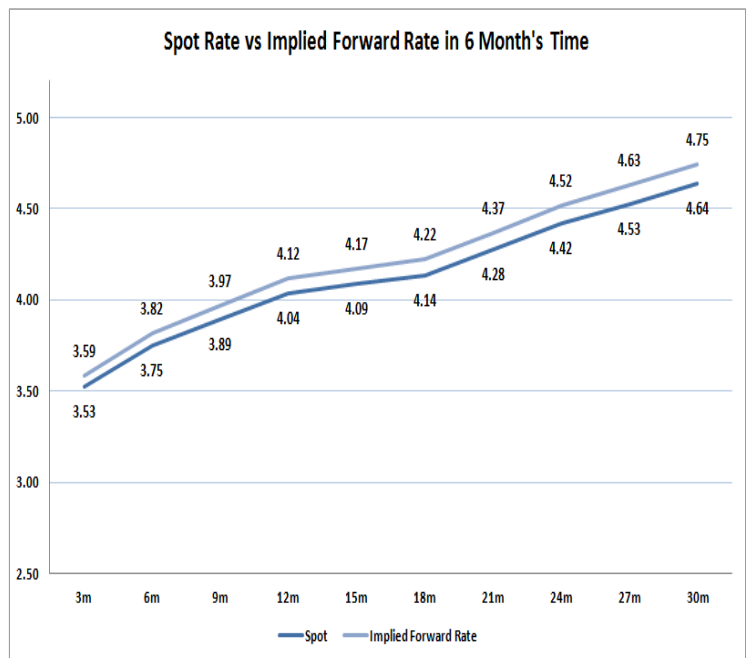
JIBAR (Nominal Terms)	30-Nov	04-Dec	11-Dec	Change
1 Month	3.38%	3.43%	3.45%	0.03%
3 Month	3.46%	3.52%	3.57%	0.05%
6 Month	3.63%	3.75%	3.86%	0.11%
9 Month	3.73%	3.90%	4.01%	0.11%
12 Month	3.86%	4.08%	4.17%	0.09%

3. CURRENT AND FUTURE YIELD CURVES (NACQ)

In the graph below the implied forward rates in six months' time are plotted opposite the current spot rates for the corresponding number of months. The implied forward rates are derived from a break-even calculation approach.

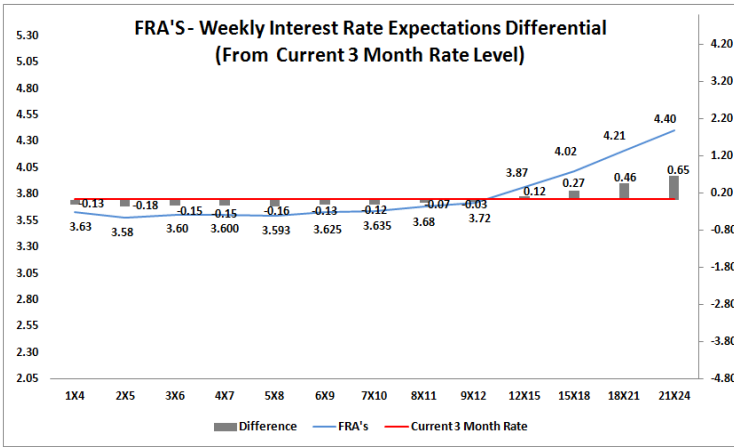
The rates represented in the line graphs below are in NACQ terms.

According to the break-even (forward/forward) calculation, the 12 and 18-month interest rates will be 4.12% and 4.22% respectively in six months time.



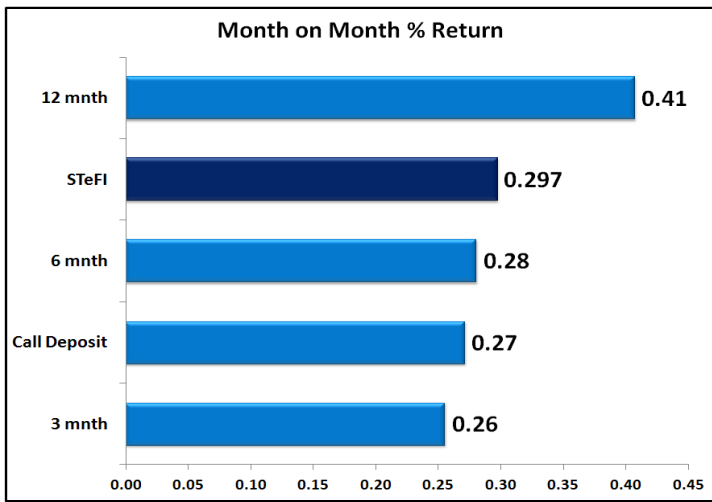
4. FRA RATES (NACQ)

FRA's	30-Nov	04-Dec	11-Dec	Change
1x4	3.51%	3.60%	3.63%	0.03%
3x6	3.47%	3.55%	3.60%	0.05%
6x9	3.50%	3.57%	3.63%	0.06%
9x12	3.56%	3.66%	3.72%	0.07%
12x15	3.71%	3.78%	3.87%	0.09%
15x18	3.88%	3.95%	4.02%	0.07%
18x21	4.07%	4.14%	4.21%	0.07%
21x24	4.27%	4.34%	4.40%	0.07%
24x27	4.46%	4.53%	4.59%	0.06%
27x30	4.66%	4.73%	4.78%	0.06%

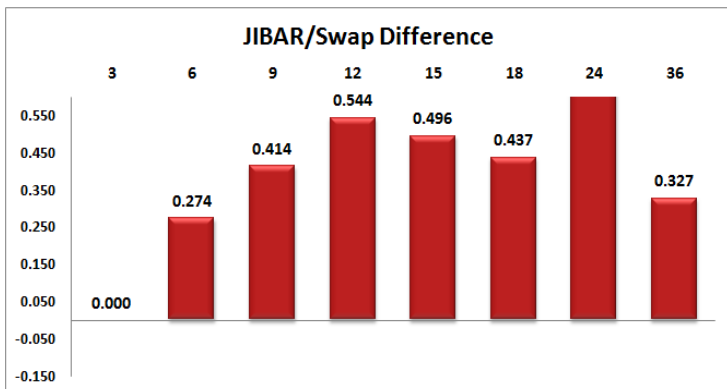
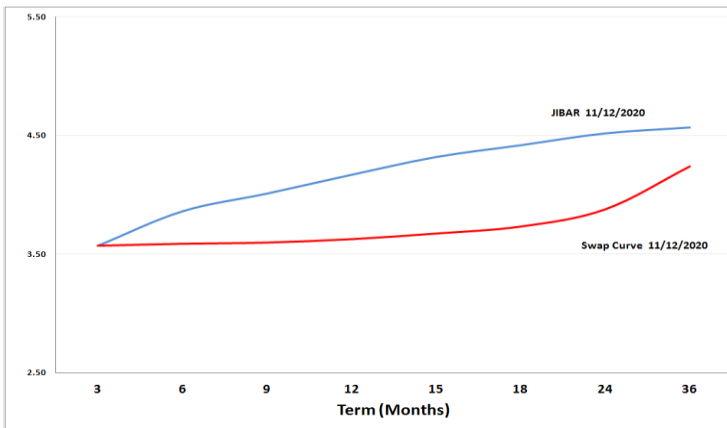


5. MONEY MARKET PERFORMANCE

STeFI (Month on Month) gained 0.297% with the best return 0.41% in the 12-Month area.



6. JIBAR and SWAPS - Curve



7. SARB AND NATIONAL TREASURY OPERATIONS

SARB DEBENTURES			
	Received	Allotted	Av. Rate
7 Days	640	640	3.440%
14 Days	200	200	3.470%
28 Days	50	50	3.490%
56 Days	0	0	0.000%

LONG TERM REVERSE REPO			
14Days			
	Allotted	Av. Rate	

56 Days			
	Allotted	Av. Rate	

TREASURY BILLS			
	Received	Allotted	Av. Rate
91 Days	R1613m	R1266m	3.79%
182 Days	R1733m	R835m	4.02%
273 Days	R3800m	R3617m	4.43%

8. THE WEEK AHEAD

Date	Time	Country	Event	Month	Previous	Consensus	Forecast
14-Dec-20	01:50:00	Japan	Tankan Large Manufacturers Index Q4		27	15	17
	03:30:00	China	House Price Index YoY	Nov'20	4.30%		4.10%
	06:30:00	Japan	Industrial Production MoM Final	Oct'20	3.90%	3.80%	3.80%
	12:00:00	EU	Industrial Production YoY	Oct'20	-6.80%	-4.50%	-4.90%
	18:00:00	US	Consumer Inflation Expectations	Nov'20	2.84%		2.80%
	18:30:00	US	3-Month Bill Auction		0.08%		
	18:30:00	US	6-Month Bill Auction		0.09%		
15-Dec-20	04:00:00	China	Retail Sales YoY	Nov'20	4.30%		4.40%
	04:00:00	China	Unemployment Rate	Nov'20	5.30%		5.50%
	09:00:00	SA	Leading Business Cycle Indicator MoM	Oct'20	1.70%		
	09:00:00	UK	Claimant Count Change	Nov'20	-29.8K		30K
	09:00:00	UK	Employment Change SEP	Nov'20	-164K		-120K
	09:00:00	UK	Average Earnings excl. Bonus	Oct'20	1.90%	2.60%	2.10%
	09:00:00	UK	Average Earnings incl. Bonus	Oct'20	1.30%	1.00%	1.70%
	09:00:00	UK	Unemployment Rate	Oct'20	4.80%	5.10%	4.90%
	11:30:00	SA	PPI MoM	Nov'20	0.40%		
	11:30:00	SA	PPI YoY	Nov'20	2.70%		
	15:30:00	US	Import Prices YoY	Nov'20	-1.00%		-0.80%
	15:30:00	US	Export Prices YoY	Nov'20	-1.60%		-1.20%
	15:30:00	US	NY Empire State Manufacturing Index DEC		6.3	7.4	10
	15:55:00	US	Redbook YoY 12/DEC		2.10%		
	15:55:00	US	Redbook MoM 12/DEC		-2.40%		
	16:15:00	US	Industrial Production YoY	Nov'20	-5.30%		-5.00%
	16:15:00	US	Industrial Production MoM	Nov'20	1.10%	0.50%	0.30%
	16:15:00	US	Manufacturing Production MoM	Nov'20	1.00%	0.50%	0.40%
	16:15:00	US	Capacity Utilization	Nov'20	72.80%	73.00%	73.00%
	16:15:00	US	Manufacturing Production YoY	Nov'20	-3.90%		-4.00%
	17:00:00	US	IBD/TIPP Economic Optimism DEC		50		53
	23:00:00	US	Foreign Bond Investment		\$22.5B		
	23:00:00	US	Net Long-Term Tic Flows		\$108.9B		
	23:00:00	US	Overall Net Capital Flows		\$ 79.9B		
	23:30:00	US	API Crude Oil Stock Change 11/DEC		1.141M		
16-Dec-20	01:50:00	Japan	Balance of Trade	Nov'20	¥872.9B	¥529.8B	¥-810B
	01:50:00	Japan	Exports YoY	Nov'20	-0.20%	0.50%	0.50%
	01:50:00	Japan	Imports YoY	Nov'20	-13.30%	-10.50%	-15.00%
	09:00:00	UK	Inflation Rate YoY	Nov'20	0.70%	0.70%	0.80%
	09:00:00	UK	Inflation Rate MoM	Nov'20	0.00%	0.10%	0.20%
	09:00:00	UK	PPI Output YoY	Nov'20	-1.40%		-0.80%
	09:00:00	UK	PPI Output MoM	Nov'20	0.00%		0.20%
	10:30:00	Germany	Market Manufacturing PMI Flash DEC		57.8	56.5	55.1
	11:00:00	EU	Market Manufacturing PMI Flash DEC		53.8	53.1	52.9
	11:30:00	EU	Market/CIPS Manufacturing PMI Flash DEC		55.6	55.8	54.5
	12:00:00	EU	Balance of Trade	Oct'20	€24.8B		€28B
	12:00:00	EU	Construction Output YoY	Oct'20	-2.50%		0.80%
	12:00:00	EU	Labour Cost Index YoY	Q3	4.20%		2.80%
	12:00:00	EU	Wage Growth YoY	Q3	5.20%		3.20%
	14:00:00	US	MBA Mortgage Applications 11/DEC		55.6		
	14:00:00	US	MBA 30-Year Mortgage Rate 11/DEC		2.90%		
	15:30:00	US	Retail Sales MoM		0.30%	-0.10%	0.00%
	15:30:00	US	Retail Sales YoY		5.70%		5.40%
	16:45:00	US	Market Composite PMI Flash DEC		58.6		57
	16:45:00	US	Market Services PMI Flash DEC		58.4		57
	16:45:00	US	Market Manufacturing PMI Flash DEC		56.7		55
	17:00:00	US	Business Inventories		0.70%	0.40%	0.60%
	17:00:00	US	NAHB Housing Market Index DEC		90		88
	17:30:00	US	EIA Distillate Stocks Change 11/DEC		5,222M		
	17:30:00	US	EIA Cushing Crude Oil Stocks Change 11/DEC		-1,364M		
	17:30:00	US	EIA Gasoline Stocks Change 11/DEC		4,222M		
	17:30:00	US	EIA Crude Oil Stocks Change 11/DEC		15,189M		
	17:30:00	US	EIA Refinery Crude Runs Change 11/DEC		0,424M		
	17:30:00	US	EIA Heating Oil Stocks Change 11/DEC		-1,313M		
	17:30:00	US	EIA Distillate Fuel Production Change 11/DEC		0,084M		
	17:30:00	US	EIA Gasoline Production Change 11/DEC		-0,244M		
	17:30:00	US	EIA Crude Oil Imports Change 11/DEC		2,702M		
	21:00:00	US	Fed Interest Rate Decision		0.25%	0.25%	0.25%
	21:00:00	US	FOMC Economic Projections				
	21:30:00	US	Fed Press Conference				
17-Dec-20	01:50:00	Japan	Foreign Bond Investment 12/DEC		¥1252.7B		
	12:00:00	EU	Inflation Rate YoY Final	Nov'20	-0.30%	-0.30%	-0.30%
	12:00:00	EU	Inflation Rate MoM Final	Nov'20	0.20%	-0.30%	-0.30%
	14:00:00	UK	BoE Interest Rate Decision		0.10%		0.10%
	15:30:00	US	Initial Jobless Claims 12/DEC		853K		915K
	15:30:00	US	Jobless Claims 4-Week Average 12/DEC		770K		817,75K
	15:30:00	US	Philadelphia Fed Manufacturing Index DEC		26.3	21.7	22
	15:30:00	US	Housing Starts		1,53M	1,53M	1,53M
	15:30:00	US	Building Permits		1,545M	1,55M	1,55M
	15:30:00	US	Continuing Jobless Claims 05/DEC		5,757K		
	17:30:00	US	EIA Natural Gas Stocks Change 11/DEC		-916B		5980K
	18:00:00	US	Kansas Fed Manufacturing Index DEC		20		17
	18:30:00	US	4-Week Bill Auction		0.07%		
	18:30:00	US	8-Week Bill Auction		0.08%		
18-Dec-20	01:30:00	Japan	Inflation Rate YoY	Nov'20	-0.40%		-0.30%
	01:30:00	Japan	Core Inflation Rate YoY	Nov'20	-0.70%	-0.90%	-0.60%
	01:30:00	Japan	Inflation Rate Ex-Food and Energy YoY	Nov'20	-0.20%		-0.20%
	01:30:00	Japan	Inflation Rate MoM	Nov'20	-0.10%		-0.20%
	02:01:00	UK	GfK Consumer Confidence DEC		-33		28
	05:00:00	Japan	BoJ Interest Rate Decision		-0.10%		-0.10%
	09:00:00	Germany	PPI YoY	Nov'20	-0.70%		-0.50%
	09:00:00	UK	Retail Sales YoY	Nov'20	5.80%		6.40%
	11:00:00	EU	Current Account	Oct'20	€3.55B		€36.2B
	15:30:00	US	Current Account	Q3	\$ -170.5B		\$ -165B
	17:00:00	US	CB Leading Index MoM	Nov'20	0.70%	0.50%	0.40%
	20:00:00	US	Baker Hughes Total Rig Count 18/DEC				
	20:00:00	US	Baker Hughes Oil Rig Count 18/DEC				

Major Central Banks Rate Decisions			
Central Bank	Next Meeting	Last Change	Current Interest Rate
European Central Bank	21-Jan-21	10-Mar-16	0.00%
Bank of Japan	18-Dec-20	29-Jan-16	-0.10%
Bank of England	17-Dec-20	19-Mar-20	0.10%
Federal Reserve	16-Dec-20	15-Mar-20	0.25%
SARB	14-Jan-21	21-May-20	3.50%