

SA MONEY MARKET REPORT

12 August 2019

THE PREVIOUS WEEK IN REVIEW

1. MONEY MARKET INTEREST RATES

SPOT RATES	26-Jul	02-Aug	12-Aug	Change
Repo Rate	6.50%	6.50%	6.50%	0.00%
Treasury Bill 91 days(D)	6.99%	7.02%	7.01%	-0.01%
Treasury Bill 91 days(Y)	7.11%	7.14%	7.14%	0.00%
Treasury Bill 182days(D)	7.02%	7.12%	7.19%	0.07%
Treasury Bill 182days(Y)	7.28%	7.38%	7.46%	0.08%
Treasury Bill 273days(D)	7.07%	7.12%	7.12%	0.00%
Treasury Bill 273days(Y)	7.47%	7.52%	7.52%	0.00%
Treasury Bill 364days(Y)	7.49%	7.54%	7.55%	0.01%
3 Month NCD	6.78%	6.80%	6.78%	-0.03%
6 Month NCD	7.23%	7.28%	7.25%	-0.03%
9 Month NCD	7.43%	7.48%	7.43%	-0.05%
12 Month NCD	7.60%	7.68%	7.63%	-0.05%
18 Month NCD (YTM)	7.54%	7.61%	7.55%	-0.06%
24 Month NCD (YTM)	7.61%	7.68%	7.76%	0.08%
36 Month NCD (YTM)	7.79%	7.82%	7.82%	0.00%
R207 (YTM)	6.30%	6.46%	6.90%	0.440%

MONEY MARKET RATES (NACQ)	26-Jul	02-Aug	12-Aug	Change
3 Month NCD	6.78%	6.80%	6.78%	-0.03%
6 Month NCD	7.04%	7.08%	7.06%	-0.02%
9 Month NCD	7.23%	7.27%	7.23%	-0.05%
12 Month NCD	7.39%	7.46%	7.42%	-0.05%
18 Month NCD	7.34%	7.40%	7.35%	-0.06%
24 Month NCD	7.40%	7.47%	7.54%	0.08%
36 Month NCD	7.57%	7.60%	7.60%	0.00%
R 207	6.30%	6.46%	6.65%	0.190%

MONEY MARKET LIQUIDITY	26-Jul	02-Aug	12-Aug	Change
Shortage (Rm)	56000	56000	56000	0
Notes (Rm)	141881	151718	149995	-1723
Reverse Repo (Rm)	0	0	0	0
Debentures (Rm)	35	44	48	4
Liquidity Requirements (Rm)	54843	54356	56787	2431

2. JIBAR RATES (Nominal Terms)

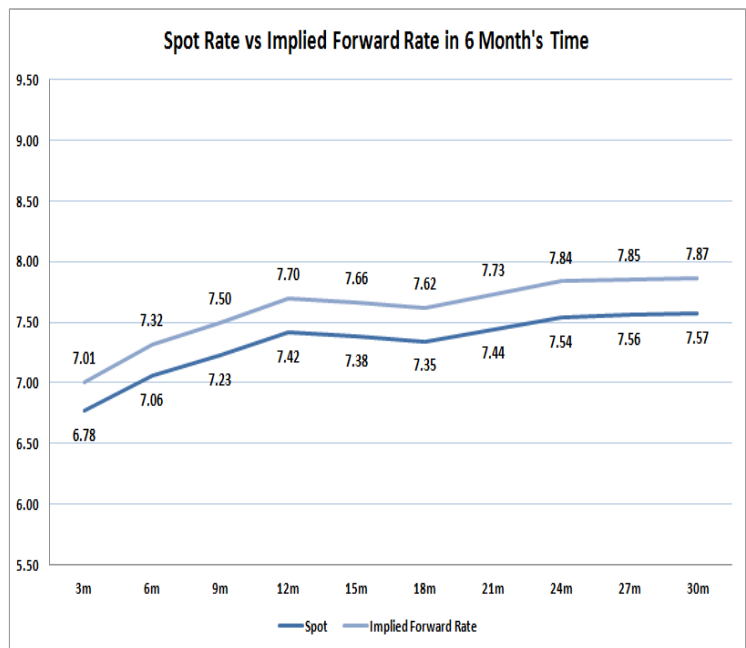
JIBAR (Nominal Terms)	26-Jul	02-Aug	12-Aug	Change
1 Month	6.68%	6.68%	6.67%	-0.01%
3 Month	6.84%	6.83%	6.84%	0.01%
6 Month	7.30%	7.30%	7.33%	0.03%
9 Month	7.45%	7.47%	7.46%	-0.01%
12 Month	7.63%	7.70%	7.68%	-0.03%

3. CURRENT AND FUTURE YIELD CURVES (NACQ)

In the graph below the implied forward rates in six months' time are plotted opposite the current spot rates for the corresponding number of months. The implied forward rates are derived from a break-even calculation approach.

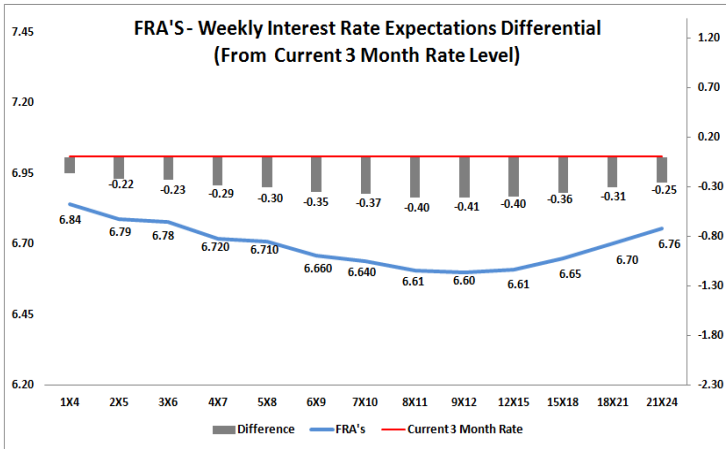
The rates represented in the line graphs below are in NACQ terms.

According to the break-even (forward/forward) calculation, the 12 and 18-month interest rates will be 7.70% and 7.62% respectively in six months time.



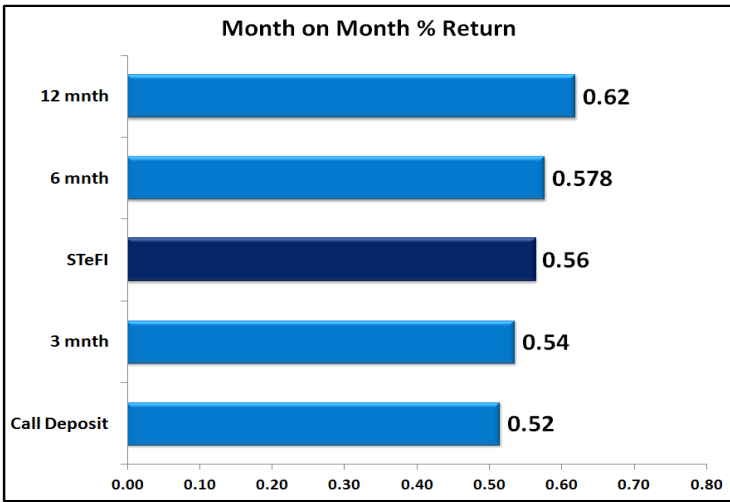
4. FRA RATES (NACQ)

FRA's	26-Jul	02-Aug	12-Aug	Change
1x4	6.84%	6.85%	6.84%	0.00%
3x6	6.76%	6.81%	6.78%	-0.04%
6x9	6.62%	6.75%	6.66%	-0.09%
9x12	6.55%	6.74%	6.60%	-0.14%
12x15	6.57%	6.77%	6.61%	-0.16%
15x18	6.61%	6.81%	6.65%	-0.16%
18x21	6.67%	6.87%	6.70%	-0.17%
21x24	6.73%	6.94%	6.76%	-0.18%
24x27	6.78%	7.00%	6.81%	-0.19%
27x30	6.84%	7.06%	6.86%	-0.20%

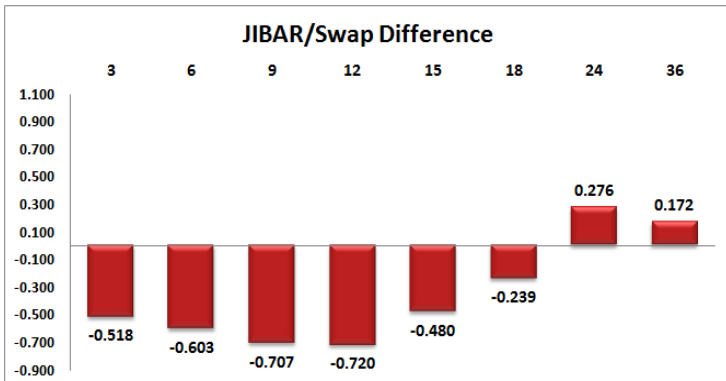
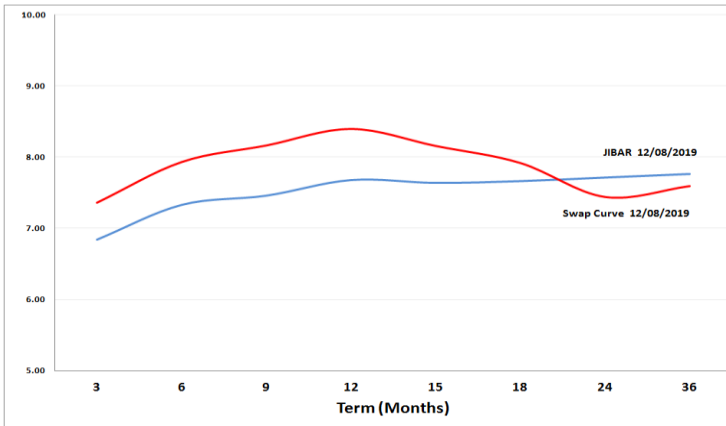


5. MONEY MARKET PERFORMANCE

STeFI (Month on Month) gained 0.56% with the best return 0.62% in the 12-Month area.



6. JIBAR and SWAPS - Curve



7. SARB AND NATIONAL TREASURY OPERATIONS

SARB DEBENTURES			
	Received	Allotted	Av. Rate
7 Days	48	48	6.500%
14 Days	0	0	0.000%
28 Days	0	0	0.000%
56 Days	0	0	0.000%

LONG TERM REVERSE REPO			
14Days			
	Allotted	Av. Rate	

TREASURY BILLS			
	Received	Allotted	Av. Rate
91 Days	R6259m	R2400m	7.14%
182 Days	R4748m	R2445m	7.46%
273 Days	R5160m	R2950m	7.52%

8. THE WEEK AHEAD

Date	Time	Country	Event	Month	Previous	Forecast
12-Aug-19	09:00:00	China	FDI - Foreign Direct Investment (YTD) (YoY)	Jul'19	-7.20%	
	17:30:00	US	3-Month Bill Auction		1.99%	
	17:30:00	US	6-Month Bill Auction		1.95%	
	18:00:00	US	USDA WASTE Report			
	20:00:00	US	Monthly Budget Statement		-8B	-6.4B
	01:50:00	Japan	Domestic Corporate Goods Price Index (MoM)	Jul'19	-0.50%	-0.30%
	01:50:00	Japan	Domestic Corporate Goods Price Index (YoY)	Jul'19	-0.10%	0.30%
13-Aug-19	06:30:00	Japan	Tertiary Industry Index (MoM)		-0.20%	-0.20%
	08:00:00	Germany	Consumer Price Index (YoY)	Jul'19	1.70%	1.70%
	08:00:00	Germany	Consumer Price Index (MoM)	Jul'19	0.50%	0.50%
	10:30:00	UK	ILO Unemployment Rate (3M)	Jun'19	3.80%	3.80%
	10:30:00	UK	Claimant Count Change	Jun'19	38K	22.8K
	10:30:00	UK	Claimant Count Rate	Jun'19	3.20%	
	10:30:00	UK	Average Earnings Including Bonus (3Mo/Yr)	Jun'19	3.40%	3.10%
	11:00:00	EU	ZEW Survey - Economic Sentiment		-20.3	-3.1
	11:00:00	Germany	ZEW Survey - Current Situation		-1.1	5
	12:00:00	US	FTIB Business Optimism Index		103.3	104.3
	14:30:00	US	Consumer Price Index ex Food & Energy (MoM)	Jul'19	0.30%	0.20%
	14:30:00	US	Consumer Price Index (YoY)	Jul'19	1.60%	1.70%
	14:30:00	US	Consumer Price Index ex Food & Energy (YoY)	Jul'19	2.10%	2.10%
	14:30:00	US	Consumer Price Index (MoM)	Jul'19	0.10%	0.30%
	14:30:00	US	Consumer Price Index n.s.a (MoM)	Jul'19	256.143	256.008
	14:30:00	US	Consumer Price Index Core s.a	Jul'19	262.803	263.282
	14:55:00	US	Redbook Index (YoY)		5.10%	
	14:55:00	US	Redbook Index (MoM)		1.10%	
	17:30:00	US	52-Week Bill Auction		1.92%	
	22:30:00	US	API Weekly Crude Oil Stock		-3.4M	
	01:50:00	Japan	Machinery Orders (YoY)	Jun'19	-3.70%	-3.90%
	01:50:00	Japan	Machinery Orders (MoM)	Jun'19	-7.80%	2.60%
14-Aug-19	04:00:00	China	Retail Sales (YoY)	Jul'19	9.80%	8.60%
	04:00:00	China	Industrial Production (YoY)	Jul'19	6.30%	5.80%
	04:00:00	China	NBS Press Conference	Jul'19		
	04:00:00	China	Fixed Asset Investment (YTD) (YoY)	Jul'19	5.80%	5.80%
	08:00:00	Germany	Gross Domestic Product w.d.a (YoY)	Q2	0.70%	
	08:00:00	Germany	Gross Domestic Product (QoQ)	Q2	0.40%	0.40%
	08:00:00	Germany	Gross Domestic Product (YoY)	Q2	0.60%	0.70%
	08:00:00	Japan	Machine Tool Orders (YoY)	Jul'19	-38%	
	10:30:00	UK	Retail Price Index (YoY)	Jul'19	2.90%	2.90%
	10:30:00	UK	DCLG House Price Index (YoY)	Jul'19	1.20%	
	10:30:00	UK	Producer Price Index - Output (MoM) n.s.a	Jul'19	-0.10%	0.10%
	10:30:00	UK	Producer Price Index - Input (YoY) n.s.a	Jul'19	-0.30%	0.50%
	10:30:00	UK	Producer Price Index - Output (YoY) n.s.a	Jul'19	1.60%	1.70%
	10:30:00	UK	Producer Price Index - Input (MoM) n.s.a	Jul'19	-1.40%	-0.80%
	10:30:00	UK	Consumer Price Index (YoY)	Jul'19	2%	
	10:30:00	UK	Consumer Price Index (MoM)	Jul'19	0%	
	11:00:00	EU	Gross Domestic Product s.a. (QoQ)	Q2	0.20%	0.20%
	11:00:00	EU	Gross Domestic Product s.a. (YoY)	Q2	1.10%	1.10%
	11:00:00	EU	Industrial Production w.d.a. (YoY)	Jun'19	-0.50%	
	11:00:00	EU	Industrial Production s.a. (MoM)	Jun'19	0.90%	
	11:00:00	EU	Employment Change (QoQ)	Jul'19	0.30%	
	11:00:00	EU	Employment Change (YoY)	Jul'19	1.30%	
	13:00:00	US	MBA Mortgage Applications	Jul'19	5.30%	
	13:00:00	SA	Retail Sales (YoY)	Jun'19	2.20%	
	14:30:00	US	Import Price Index (YoY)		-2%	
	14:30:00	US	Export Price Index (YoY)		-1.60%	
	16:30:00	US	EIA Crude Oil Stocks Change		2.385M	
15-Aug-19	03:30:00	China	House Price Index	Jul'19	10.30%	
	06:30:00	Japan	Industrial Production (YoY)	Jul'19	-4.10%	
	06:30:00	Japan	Industrial Production (MoM)	Jul'19	-3.60%	
	06:30:00	Japan	Capacity Utilization	Jul'19	1.70%	
	10:30:00	UK	Retail Sales (YoY)	Jul'19	3.80%	
	10:30:00	UK	Retail Sales (MoM)	Jul'19	1%	
	14:30:00	US	NY Empire State Manufacturing Index	Jul'19	4.3	4.6
	14:30:00	US	Retail Sales ex Autos (MoM)	Jul'19	0.40%	0.40%
	14:30:00	US	Retail Sales Control Group	Jul'19	0.70%	0.30%
	14:30:00	US	Retail Sales (MoM)	Jul'19	0.40%	
	14:30:00	US	Initial Jobless Claims			
	14:30:00	US	Initial Jobless Claims 4-week average			
	14:30:00	US	Continuing Jobless Claims			
	14:30:00	US	Nonfarm Productivity		3.40%	1.50%
	14:30:00	US	Unit Labor Costs		-1.60%	
	14:30:00	US	Philadelphia Fed Manufacturing Survey		21.8	5
	15:15:00	US	Capacity Utilization		77.90%	
	15:15:00	US	Industrial Production (MoM)		0%	
	16:00:00	US	Business Inventories		0.30%	
	16:00:00	US	NAHB Housing Market Index		65	
	16:30:00	US	EIA Natural Gas Storage Change			
	22:00:00	US	Net Long-Term TIC Flows		3.5B	
	22:00:00	US	Total Net TIC Flows		32.9B	
	01:00:00	UK	Rightmove House Price Index (YoY)		-0.20%	
	01:50:00	Japan	Foreign Investment in Japan Stocks	Jul'19	-339.9B	
	01:50:00	Japan	Foreign Bond Investment	Jul'19	286.2B	
16-Aug-19	11:00:00	EU	Trade Balance n.s.a.	Jun'19	23B	16.3B
	11:00:00	EU	Trade Balance s.a.	Jun'19	20.2B	
	14:30:00	US	Housing Starts Change	Jul'19	-0.90%	
	14:30:00	US	Building Permits Change	Jul'19	-6.10%	
	14:30:00	US	Building Permits (MoM)	Jul'19	1.22M	1.27M
	14:30:00	US	Housing Starts (MoM)	Jul'19	1.253M	1.259M
	16:00:00	US	Michigan Consumer Sentiment Index		98.4	
	19:00:00	US	Baker Hughes US Oil Rig Count			

Major Central Banks Rate Decisions			
Central Bank	Next Meeting	Last Change	Current Interest Rate
European Central Bank	12-Sep-19	10-Mar-16	0.00%
Bank of Japan	19-Sep-19	29-Jan-16	-0.10%
Bank of England	19-Sep-19	02-Aug-18	0.75%
Federal Reserve	18-Sep-18	31-Jul-19	2.25%
SARB	19-Sep-19	18-Jul-19	6.50%