

SA MONEY MARKET REPORT

12 July 2019

THE PREVIOUS WEEK IN REVIEW

1. MONEY MARKET INTEREST RATES

SPOT RATES	28-Jun	05-Jul	12-Jul	Change
Repo Rate	6.75%	6.75%	6.75%	0.00%
Treasury Bill 91 days(D)	7.10%	7.09%	7.04%	-0.05%
Treasury Bill 91 days(Y)	7.23%	7.21%	7.16%	-0.05%
Treasury Bill 182days(D)	7.05%	7.05%	7.02%	-0.03%
Treasury Bill 182days(Y)	7.31%	7.30%	7.28%	-0.02%
Treasury Bill 273days(D)	7.10%	7.09%	7.04%	-0.05%
Treasury Bill 273days(Y)	7.50%	7.49%	7.43%	-0.06%
Treasury Bill 364days(Y)	7.56%	7.52%	7.48%	-0.04%
3 Month NCD	6.90%	6.93%	7.00%	0.08%
6 Month NCD	7.33%	7.33%	7.28%	-0.05%
9 Month NCD	7.50%	7.50%	7.45%	-0.05%
12 Month NCD	7.68%	7.68%	7.60%	-0.08%
18 Month NCD (YTM)	7.58%	7.53%	7.49%	-0.05%
24 Month NCD (YTM)	7.61%	7.55%	7.50%	-0.05%
36 Month NCD (YTM)	7.73%	7.68%	7.64%	-0.04%
R207 (YTM)	6.30%	6.30%	6.23%	-0.075%

MONEY MARKET RATES (NACQ)	28-Jun	05-Jul	12-Jul	Change
3 Month NCD	6.90%	6.93%	7.00%	0.08%
6 Month NCD	7.13%	7.13%	7.08%	-0.05%
9 Month NCD	7.30%	7.30%	7.25%	-0.05%
12 Month NCD	7.46%	7.46%	7.39%	-0.07%
18 Month NCD	7.37%	7.33%	7.28%	-0.04%
24 Month NCD	7.40%	7.35%	7.30%	-0.05%
36 Month NCD	7.51%	7.47%	7.43%	-0.04%
R 207	6.30%	6.30%	6.23%	-0.075%

MONEY MARKET LIQUIDITY	28-Jun	05-Jul	12-Jul	Change
Shortage (Rm)	56000	56000	56000	0
Notes (Rm)	150371	150446	143752	-6694
Reverse Repo (Rm)	0	0	0	0
Debentures (Rm)	69	34	250	216
Liquidity Requirements (Rm)	59358	57378	56549	-829

2. JIBAR RATES (Nominal Terms)

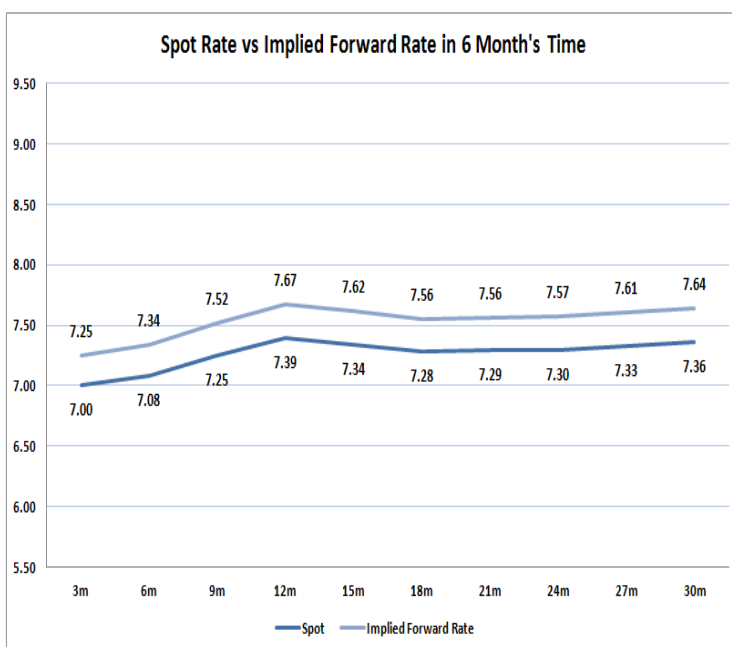
JIBAR (Nominal Terms)	28-Jun	05-Jul	12-Jul	Change
1 Month	6.92%	6.91%	6.89%	-0.02%
3 Month	7.03%	7.03%	7.02%	-0.01%
6 Month	7.40%	7.40%	7.40%	0.00%
9 Month	7.58%	7.57%	7.55%	-0.02%
12 Month	7.74%	7.73%	7.72%	-0.02%

3. CURRENT AND FUTURE YIELD CURVES (NACQ)

In the graph below the implied forward rates in six months' time are plotted opposite the current spot rates for the corresponding number of months. The implied forward rates are derived from a break-even calculation approach.

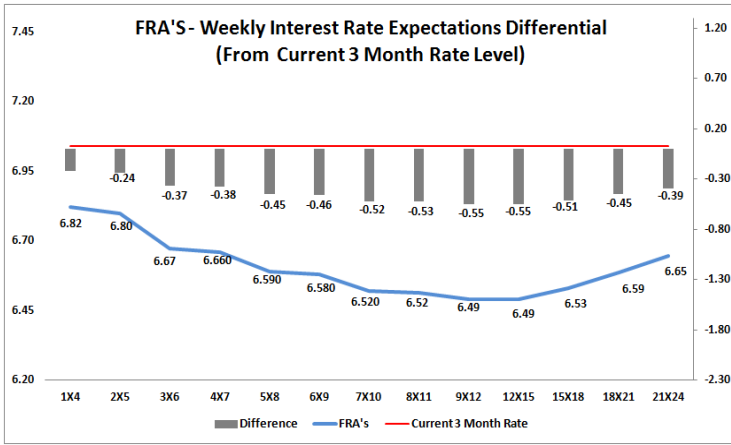
The rates represented in the line graphs below are in NACQ terms.

According to the break-even (forward/forward) calculation, the 12 and 18-month interest rates will be 7.67% and 7.56% respectively in six months time.



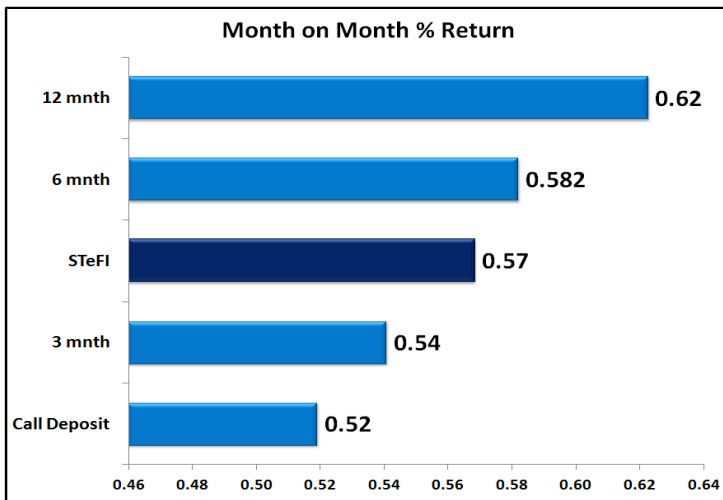
4. FRA RATES (NACQ)

FRA's	28-Jun	05-Jul	12-Jul	Change
1x4	6.88%	6.86%	6.82%	-0.05%
3x6	6.76%	6.72%	6.65%	-0.07%
6x9	6.67%	6.61%	6.52%	-0.09%
9x12	6.60%	6.51%	6.41%	-0.10%
12x15	6.59%	6.51%	6.41%	-0.10%
15x18	6.64%	6.54%	6.45%	-0.09%
18x21	6.70%	6.59%	6.50%	-0.09%
21x24	6.77%	6.64%	6.55%	-0.09%
24x27	6.83%	6.69%	6.60%	-0.09%
27x30	6.90%	6.74%	6.66%	-0.08%

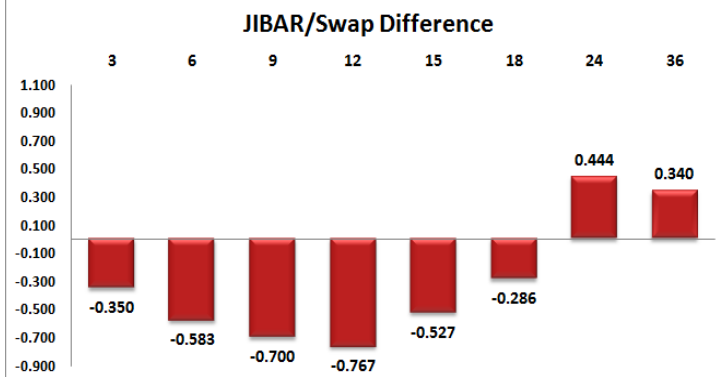
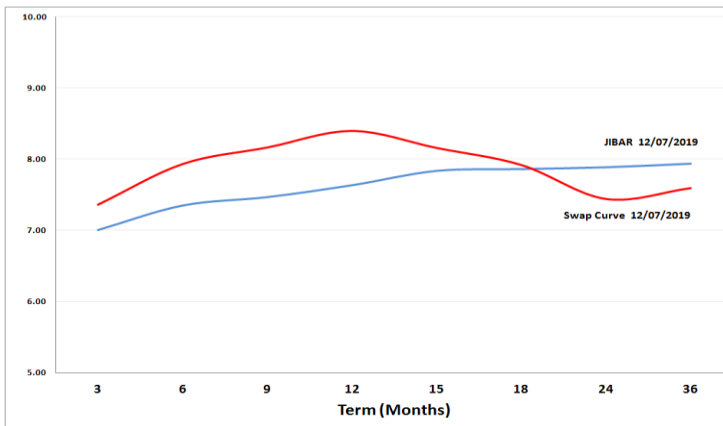


5. MONEY MARKET PERFORMANCE

STeFI (Month on Month) gained 0.57% with the best return 0.62% in the 12-Month area.



6. JIBAR and SWAPS - Curve



7. SARB AND NATIONAL TREASURY OPERATIONS

SARB DEBENTURES			
	Received	Allotted	Av. Rate
7 Days	250	250	6.750%
14 Days	0	0	0.000%
28 Days	0	0	0.000%
56 Days	0	0	0.000%
LONG TERM REVERSE REPO			
14Days			
	Allotted	Av. Rate	
56 Days			
	Allotted	Av. Rate	
TREASURY BILLS			
	Received	Allotted	Av. Rate
91 Days	R6045m	R2400m	7.16%
182 Days	R4925m	R2445m	7.28%
273 Days	R6505m	R2950m	7.43%

8. THE WEEK AHEAD

Date	Time	Country	Event	Month	Previous	Forecast
15-Jul-19	02:00:00	Japan	Marine Day			
	03:30:00	China	House Price Index	Jun'19	10.70%	
	04:00:00	China	Retail Sales (YoY)	Jun'19	8.60%	8.30%
	04:00:00	China	Industrial Production (YoY)	Jun'19	5%	5.20%
	04:00:00	China	NBS Press Conference	Jun'19		
	04:00:00	China	Fixed Asset Investment (YTD) (YoY)	Jun'19	5.60%	5.50%
	04:00:00	China	Gross Domestic Product (YoY)	Q2	6.40%	6.20%
	04:00:00	China	Gross Domestic Product (QoQ)	Q2	1.40%	1.50%
	14:30:00	US	NY Empire State Manufacturing Index		-8.6	0.5
	17:30:00	US	3-Month Bill Auction		2.21%	
	17:30:00	US	6-Month Bill Auction		2.08%	
16-Jul-19	10:30:00	UK	Average Earnings Excluding Bonus (3Mo/Yr)	Jun'19	3.40%	
	10:30:00	UK	Claimant Count Change	Jun'19	23.2K	22.9K
	10:30:00	UK	Average Earnings Including Bonus (3Mo/Yr)	Jun'19	3.10%	3%
	10:30:00	UK	IL0 Unemployment Rate (3M)	Jun'19	3.80%	3.80%
	10:30:00	UK	Claimant Count Rate	Jun'19	3.1%	
	11:00:00	EU	Trade Balance n.s.a.	May'19	15.7B	
	11:00:00	EU	Trade Balance s.a.	May'19	15.3B	
	11:00:00	EU	ZEW Survey - Economic Sentiment		-20.2	
	11:00:00	Germany	ZEW Survey - Current Situation		7.8	6
	14:15:00	Germany	ZEW Survey - Economic Sentiment		-21.1	-19
	14:15:00	US	Fed's Bostic speech			
	14:30:00	US	Retail Sales ex Autos (MoM)	Jun'19	0.50%	0.30%
	14:30:00	US	Retail Sales Control Group	Jun'19	0.50%	0.40%
	14:30:00	US	Retail Sales (MoM)	Jun'19	0.50%	0.30%
	14:30:00	US	Export Price Index (YoY)	Jun'19	-0.70%	-1.40%
	14:30:00	US	Export Price Index (YoY)	Jun'19	-1.50%	-2.30%
	14:30:00	US	Export Price Index (MoM)	Jun'19	-0.20%	-0.40%
	14:30:00	US	Import Price Index (MoM)	Jun'19	-0.30%	-0.50%
	14:55:00	US	Redbook Index (MoM)		-2.20%	
	14:55:00	US	Redbook Index (YoY)		6.20%	
	15:15:00	US	Industrial Production (MoM)	Jun'19	0.40%	0.20%
	15:15:00	US	Capacity Utilization	Jun'19	78.10%	78.10%
	16:00:00	US	Business Inventories	Jun'19	0.50%	0.40%
	16:00:00	US	NAHB Housing Market Index	Jun'19	64	65
	17:30:00	US	52-Week Bill Auction		1.99%	
	21:30:00	US	Fed's Evans speech			
	22:30:00	US	API Weekly Crude Oil Stock		-8.129M	
17-Jul-19	10:30:00	UK	Retail Price Index (MoM)	Jun'19	0.30%	0.20%
	10:30:00	UK	Retail Price Index (YoY)	Jun'19	3%	2.90%
	10:30:00	UK	DCLG House Price Index (YoY)	Jun'19	1.40%	
	10:30:00	UK	Producer Price Index - Output (YoY) n.s.a	Jun'19	1.80%	1.70%
	10:30:00	UK	Producer Price Index - Output (MoM) n.s.a	Jun'19	0.30%	0.20%
	10:30:00	UK	Producer Price Index - Input (YoY) n.s.a	Jun'19	1.30%	0.80%
	10:30:00	UK	Producer Price Index - Input (MoM) n.s.a	Jun'19	0%	0.20%
	10:30:00	UK	Core Consumer Price Index (YoY)	Jun'19	1.70%	1.70%
	10:30:00	UK	Consumer Price Index (YoY)	Jun'19	2%	2%
	10:30:00	UK	Consumer Price Index (MoM)	Jun'19	0.30%	0.30%
	11:00:00	EU	Consumer Price Index (MoM)	Jun'19	0.10%	0.10%
	11:00:00	EU	Consumer Price Index - Core (YoY)	Jun'19	1.10%	0.80%
	11:00:00	EU	Consumer Price Index - Core (MoM)	Jun'19	-0.10%	
	11:00:00	EU	Consumer Price Index (YoY)	Jun'19	1.20%	1.20%
	11:00:00	EU	Construction Output w.d.a (YoY)	May'19	3.90%	2.50%
	11:00:00	EU	Construction Output s.a (MoM)	May'19	-0.81%	
	13:00:00	US	MBA Mortgage Applications	Jun'19	2.40%	
	13:00:00	SA	Retail Sales (YoY)	May'19	2.40%	1.60%
	14:30:00	US	Housing Starts (MoM)	Jun'19	1.269M	1.265M
	14:30:00	US	Building Permits (MoM)	Jun'19	1.294M	1.3M
	14:30:00	US	Building Permits Change	Jun'19	0.30%	
	14:30:00	US	Housing Starts Change	Jun'19	-0.90%	
	16:30:00	US	EIA Crude Oil Stocks Change	Jun'19	-9.499M	
	20:00:00	US	Fed's Beige Book			
	22:00:00	US	Total Net TIC Flows		-7.8B	
	22:00:00	US	Net Long-Term TIC Flows		46.9B	
	01:50:00	Japan	Merchandise Trade Balance Total	Jun'19	-967.1B	-979.2B
	01:50:00	Japan	Imports (YoY)	Jun'19	-1.50%	0.20%
	01:50:00	Japan	Exports (YoY)	Jun'19	-7.80%	-7.70%
	01:50:00	Japan	Adjusted Merchandise Trade Balance	Jun'19	-609.1B	
	01:50:00	Japan	Foreign Investment in Japan Stocks	Jun'19	192.2B	
	01:50:00	Japan	Foreign Bond Investment	Jun'19	297.1B	
18-Jul-19	10:30:00	UK	Retail Sales ex-Fuel (YoY)	Jun'19	2.20%	2.50%
	10:30:00	UK	Retail Sales ex-Fuel (MoM)	Jun'19	-0.30%	
	10:30:00	UK	Retail Sales (MoM)	Jun'19	-0.50%	
	10:30:00	UK	Retail Sales (YoY)	Jun'19	2.30%	2.70%
	14:30:00	US	Initial Jobless Claims		209K	
	14:30:00	US	Initial Jobless Claims 4-week average		219.25K	
	14:30:00	US	Continuing Jobless Claims		1.723M	
	14:30:00	US	Philadelphia Fed Manufacturing Survey		0.3	5
	15:00:00	SA	SARB Interest Rate Decision		6.75%	6.50%
	16:30:00	US	EIA Natural Gas Storage Change		81B	
	01:30:00	Japan	National CPI ex-Fresh Food (YoY)	Jun'19	0.80%	0.80%
	01:30:00	Japan	National Consumer Price Index (YoY)	Jun'19	0.70%	
	01:30:00	Japan	National CPI ex Food, Energy (YoY)	Jun'19	0.50%	
19-Jul-19	08:00:00	Germany	Producer Price Index (MoM)	Jun'19	-0.10%	
	08:00:00	Germany	Producer Price Index (YoY)	Jun'19	1.90%	
	10:00:00	EU	Current Account s.a	May'19	1.1B	
	10:00:00	EU	Current Account n.s.a	May'19	19.2B	12.5B
	10:30:00	UK	Public Sector Net Borrowing		4.463B	
	16:00:00	US	Michigan Consumer Sentiment Index		98.2	98
	17:05:00	US	Fed's Bullard speech			
	19:00:00	US	Baker Hughes US Oil Rig Count			

Major Central Banks Rate Decisions			
Central Bank	Next Meeting	Last Change	Current Interest Rate
European Central Bank	25-Jul-19	10-Mar-16	0.00%
Bank of Japan	30-Jul-19	29-Jan-16	-0.10%
Bank of England	01-Aug-19	02-Aug-18	0.75%
Federal Reserve	31-Jul-18	19-Dec-18	2.50%
SARB	18-Jul-19	22-Nov-18	6.75%