

SA MONEY MARKET REPORT

15 June 2018

THE PREVIOUS WEEK IN REVIEW

1. MONEY MARKET INTEREST RATES

SPOT RATES	01-Jun	08-Jun	15-Jun	Change
Repo Rate	6.50%	6.50%	6.50%	0.00%
Treasury Bill 91 days(D)	7.02%	7.03%	7.04%	0.01%
Treasury Bill 91 days(Y)	7.15%	7.15%	7.16%	0.01%
Treasury Bill 182days(D)	7.10%	7.13%	7.12%	-0.01%
Treasury Bill 182days(Y)	7.36%	7.40%	7.38%	-0.02%
Treasury Bill 273days(D)	7.13%	7.18%	7.25%	0.07%
Treasury Bill 273days(Y)	7.53%	7.59%	7.67%	0.08%
Treasury Bill 364days(Y)	7.54%	7.72%	7.75%	0.03%
3 Month NCD	6.85%	6.85%	6.85%	0.00%
6 Month NCD	7.35%	7.40%	7.40%	0.00%
9 Month NCD	7.58%	7.63%	7.63%	0.00%
12 Month NCD	7.88%	8.00%	8.00%	0.00%
18 Month NCD (YTM)	7.86%	7.98%	7.96%	-0.02%
24 Month NCD (YTM)	7.96%	8.11%	8.08%	-0.03%
36 Month NCD (YTM)	8.24%	8.41%	8.44%	0.03%
R204 (YTM)	6.99%	7.15%	7.18%	0.025%

MONEY MARKET RATES (NACQ)	01-Jun	08-Jun	15-Jun	Change
3 Month NCD	6.98%	6.98%	6.98%	0.00%
6 Month NCD	7.16%	7.20%	7.20%	0.00%
9 Month NCD	7.37%	7.42%	7.42%	0.00%
12 Month NCD	7.65%	7.77%	7.77%	0.00%
18 Month NCD	7.63%	7.75%	7.73%	-0.02%
24 Month NCD	7.73%	7.87%	7.85%	-0.03%
36 Month NCD	8.00%	8.16%	8.19%	0.03%
R 204	6.99%	7.15%	7.18%	0.025%

MONEY MARKET LIQUIDITY	01-Jun	08-Jun	15-Jun	Change
Shortage (Rm)	56000	56000	56000	0
Notes (Rm)	142987	137941	131993	-5948
Reverse Repo (Rm)	0	0	0	0
Debentures (Rm)	35	277	186	-91
Liquidity Requirements (Rm)	54580	57045	55505	-1540

2. JIBAR RATES (Nominal Terms)

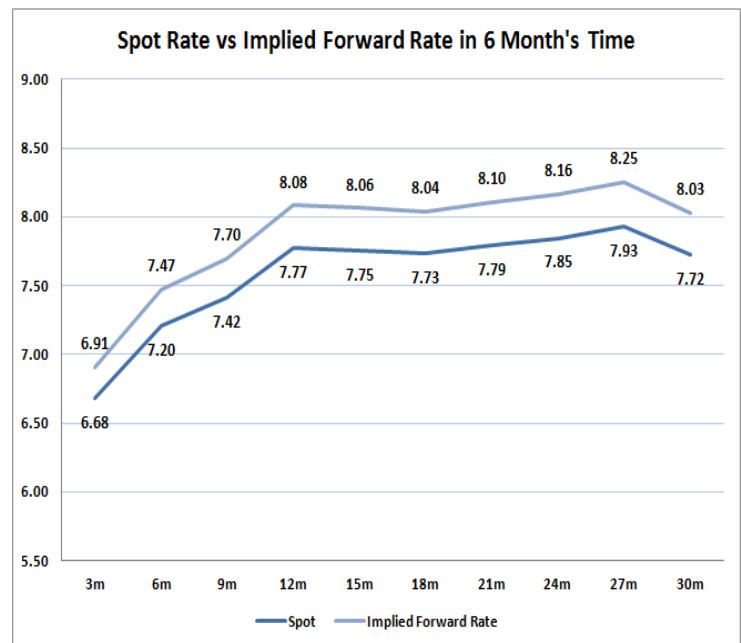
JIBAR (Nominal Terms)	01-Jun	08-Jun	15-Jun	Change
1 Month	6.68%	6.68%	6.69%	0.02%
3 Month	6.91%	6.91%	6.92%	0.01%
6 Month	7.43%	7.41%	7.44%	0.03%
9 Month	7.63%	7.60%	7.70%	0.10%
12 Month	7.90%	7.91%	8.07%	0.16%

3. CURRENT AND FUTURE YIELD CURVES (NACQ)

In the graph below the implied forward rates in six months' time are plotted opposite the current spot rates for the corresponding number of months. The implied forward rates are derived from a break-even calculation approach.

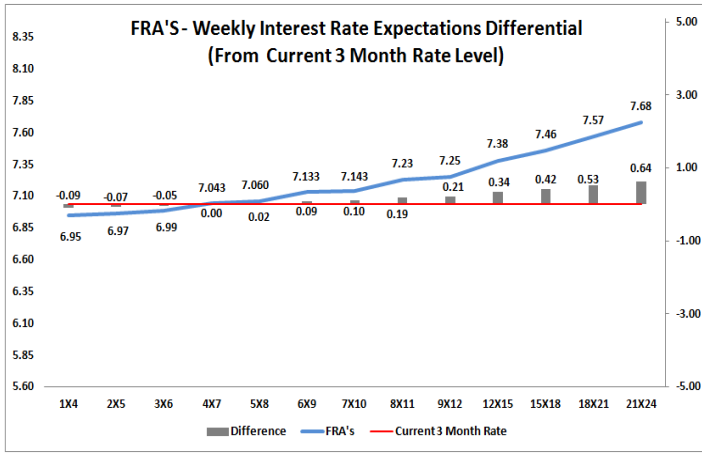
The rates represented in the line graphs below are in NACQ terms.

According to the break-even (forward/forward) calculation, the 12 and 18-month interest rates will be 8.08% and 8.06% respectively in six months time.



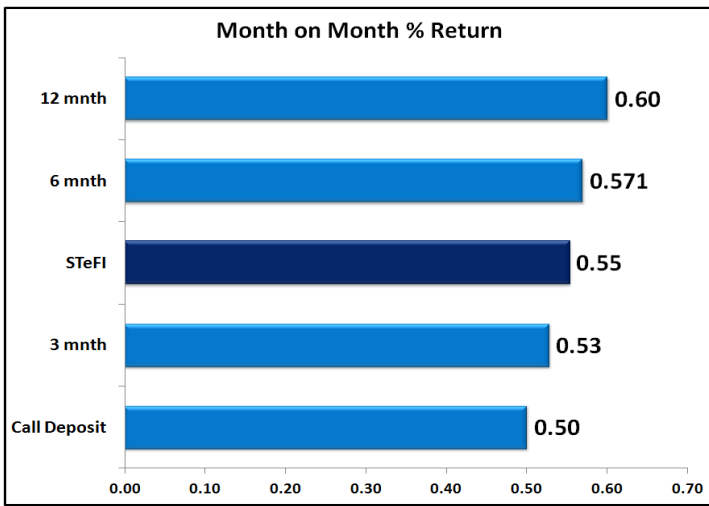
4. FRA RATES (NACQ)

FRA's	01-Jun	08-Jun	15-Jun	Change
1x4	6.92%	6.92%	6.95%	0.03%
3x6	6.92%	6.89%	6.99%	0.10%
6x9	6.96%	6.89%	7.13%	0.25%
9x12	7.01%	6.95%	7.25%	0.30%
12x15	7.10%	7.03%	7.38%	0.35%
15x18	7.17%	7.11%	7.46%	0.35%
18x21	7.26%	7.20%	7.57%	0.37%
21x24	7.34%	7.29%	7.68%	0.39%
24x27	7.43%	7.38%	7.79%	0.41%
27x30	7.51%	7.47%	7.90%	0.43%

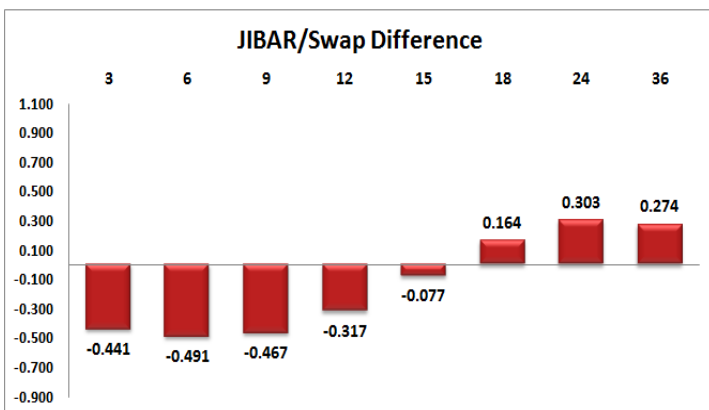
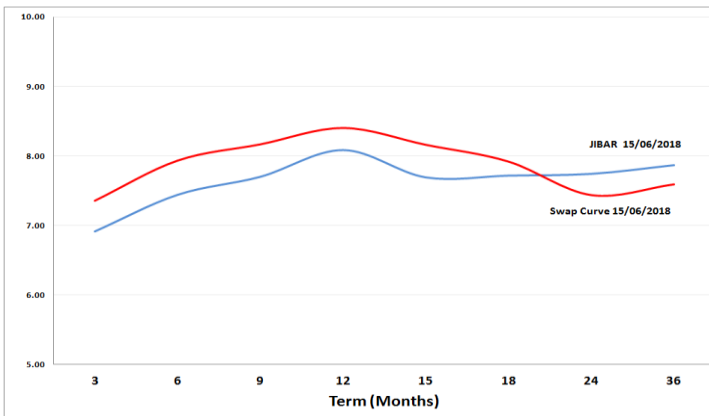


5. MONEY MARKET PERFORMANCE

STeFI (Month on Month) gained 0.55% with the best return 0.60% in the 12-Month area.



6. JIBAR and SWAPS - Curve



7. SARB AND NATIONAL TREASURY OPERATIONS

SARB DEBENTURES			
	Received	Allotted	Av. Rate
7 Days	186	186	6.490%
14 Days	0	0	0.000%
28 Days	0	0	0.000%
56 Days	0	0	0.000%

LONG TERM REVERSE REPO			
14Days			
	Allotted	Av. Rate	

56 Days			
	Allotted	Av. Rate	

TREASURY BILLS			
	Received	Allotted	Av. Rate
91 Days	R4351m	R1800m	7.16%
182 Days	R5045m	R2200m	7.38%
273 Days	R4440m	R2270m	7.67%

8. THE WEEK AHEAD

Date	Time	Country	Event	Month	Previous	Forecast
17-Jun-18	01:01:00	UK	Rightmove House Price Index (MoM)		0.80%	
	01:01:00	UK	Rightmove House Price Index (YoY)		1.10%	
	01:50:00	Japan	Adjusted Merchandise Trade Balance	May'18	550B	366.2B
	01:50:00	Japan	Merchandise Trade Balance Total	May'18	626B	-225B
	01:50:00	Japan	Imports (YoY)	May'18	5.90%	8.20%
	01:50:00	Japan	Exports (YoY)	May'18	7.80%	7.50%
18-Jun-18	02:00:00	China	Dragon Boat Festival			
	12:00:00	Germany	German Buba Monthly Report			
	14:45:00	US	Fed's William Dudley speech			
	15:00:00	US	FOMC Member Duke Speech			
	16:00:00	US	NAHB Housing Market Index		70	70
	17:30:00	US	3-Month Bill Auction		1.91%	
	17:30:00	US	6-Month Bill Auction		2.08%	
	19:00:00	US	FOMC Member Bostic speech			
	19:30:00	EU	ECB President Draghi's Speech			
	21:45:00	US	FOMC Member Williams speech			
19-Jun-18	10:00:00	EU	Current Account n.s.a	May'18	40.6B	22.5B
	10:00:00	EU	Current Account s.a	May'18	32B	
	10:00:00	EU	ECB President Draghi's Speech			
	10:30:00	EU	ECB's Praet Speech			
	13:00:00	US	Fed's Bullard speech			
	14:30:00	US	Building Permits Change		-1.80%	
	14:30:00	US	Housing Starts (MoM)		1.287M	1.311M
	14:30:00	US	Building Permits (MoM)		1.352M	1.355M
	14:30:00	US	Housing Starts Change		-3.70%	
	14:55:00	US	Redbook index (YoY)		4.30%	
	14:55:00	US	Redbook index (MoM)		-0.20%	
	17:30:00	US	52-Week Bill auction		2.28%	
	17:30:00	US	4-Week Bill Auction		1.79%	
	22:30:00	US	API Weekly Crude Oil Stock		0.833M	
	01:50:00	Japan	BoJ Monetary Policy Meeting Minutes			
20-Jun-18	08:00:00	Germany	Producer Price Index (MoM)	May'18	0.50%	
	08:00:00	Germany	Producer Price Index (YoY)	May'18	2%	
	08:30:00	Japan	Bank of Japan Governor Kuroda Speech			
	10:00:00	SA	Consumer Price Index (YoY)	May'18	4.50%	
	10:00:00	SA	Consumer Price Index (MoM)	May'18	0.80%	
	10:00:00	EU	ECB's Lautenschlager Speech			
	12:00:00	UK	10-y Bond Auction		1.61%	
	12:00:00	UK	CBI Industrial Trends Survey - Orders (MoM)		-3	
	12:00:00	Germany	30-y Bond Auction		1.26%	
	12:30:00	EU	ECB CA'ura@ Speech			
	13:00:00	US	MBA Mortgage Applications		-1.50%	
	14:30:00	US	Current Account	Q1 (Rev)	-128.2B	
	15:30:00	EU	ECB President Draghi's Speech			
	15:30:00	US	Fed's Powell Speech			
	16:00:00	US	Existing Home Sales (MoM)		5.46M	5.52M
	16:00:00	US	Existing Home Sales Change (MoM)		-2.50%	
	16:30:00	US	EIA Crude Oil Stocks change		-4.143M	
	01:50:00	Japan	Foreign investment in Japan stocks	May'18	-108.5B	
	01:50:00	Japan	Foreign bond investment	May'18	-488.5B	
21-Jun-18	02:00:00	EU	Eurogroup meeting			
	02:00:00	US	OPEC meeting			
	03:30:00	Japan	BOJ Policy Board Member Funo Speech			
	06:30:00	Japan	All Industry Activity Index (MoM)		0%	
	10:00:00	SA	Current Account (In Rands)	Q1	-137.0B	
	10:00:00	SA	Current Account (% of GDP)	Q1	-3%	
	10:30:00	UK	Public Sector Net Borrowing		6.23B	
	13:00:00	UK	BoE Asset Purchase Facility		435B	435B
	13:00:00	UK	BoE Interest Rate Decision		0.50%	0.50%
	13:00:00	UK	Monetary Policy Summary			
	13:00:00	UK	BoE MPC Vote Cut		0	
	13:00:00	UK	BoE MPC Vote Unchanged		7	
	13:00:00	UK	Bank of England Minutes			
	13:00:00	UK	BoE MPC Vote Hike		2	
	14:30:00	US	Initial Jobless Claims		218K	223K
	14:30:00	US	Continuing Jobless Claims		1.697M	1.706M
	14:30:00	US	Philadelphia Fed Manufacturing Survey		34.4	28
	15:00:00	US	Housing Price Index (MoM)		0.10%	
	16:00:00	EU	Consumer Confidence		0.2	
	16:30:00	EU	EIA Natural Gas Storage change		96B	
	19:00:00	US	30-Year Bond Auction		3.10%	
	21:00:00	US	Bank Stress Test Info			
	01:30:00	Japan	National Consumer Price Index (YoY)	May'18	0.60%	0.80%
	01:30:00	Japan	National CPI Ex Food, Energy (YoY)	May'18	0.40%	
	01:30:00	Japan	National CPI Ex-Fresh Food (YoY)	May'18	0.70%	
22-Jun-18	02:00:00	EU	EcoFin Meeting			
	02:00:00	US	OPEC meeting			
	02:30:00	Japan	Nikkei Manufacturing PMI		52.8	
	09:30:00	Germany	Markit PMI Composite		53.4	
	09:30:00	Germany	Markit Manufacturing PMI		56.9	
	09:30:00	Germany	Markit Services PMI		52.1	
	10:00:00	EU	Markit Services PMI		53.8	
	10:00:00	EU	Markit Manufacturing PMI		55.5	
	10:00:00	EU	Markit PMI Composite		54.1	
	13:00:00	UK	BoE Quarterly Bulletin			
	15:45:00	US	Markit Manufacturing PMI		56.4	
	15:45:00	US	Markit PMI Composite		56.6	
	15:45:00	US	Markit Services PMI		56.8	
	19:00:00	US	Baker Hughes US Oil Rig Count			
	21:30:00	EU	CFTC EUR NC net positions			
	21:30:00	US	CFTC USD NC net positions			
	21:30:00	Japan	CFTC JPY NC net positions			
	21:30:00	UK	CFTC GBP NC net positions			
	21:30:00	US	CFTC Gold NC net positions			
	21:30:00	US	CFTC Oil NC net positions			

Major Central Banks Rate Decisions			
Central Bank	Next Meeting	Last Change	Current Interest Rate
European Central Bank	26-Jul-18	10-Mar-16	0.00%
Bank of Japan	31-Jul-18	29-Jan-16	-0.10%
Bank of England	21-Jun-18	02-Nov-17	0.50%
Federal Reserve	01-Aug-18	13-Jun-18	2.00%
SARB	19-Jul-18	28-Mar-18	6.50%