

SA MONEY MARKET REPORT

16 August 2019

THE PREVIOUS WEEK IN REVIEW

1. MONEY MARKET INTEREST RATES

SPOT RATES	02-Aug	12-Aug	16-Aug	Change
Repo Rate	6.50%	6.50%	6.50%	0.00%
Treasury Bill 91 days(D)	7.02%	7.01%	7.00%	-0.01%
Treasury Bill 91 days(Y)	7.14%	7.14%	7.13%	-0.01%
Treasury Bill 182days(D)	7.12%	7.19%	7.13%	-0.06%
Treasury Bill 182days(Y)	7.38%	7.46%	7.39%	-0.07%
Treasury Bill 273days(D)	7.12%	7.12%	7.13%	0.01%
Treasury Bill 273days(Y)	7.52%	7.52%	7.53%	0.01%
Treasury Bill 364days(Y)	7.54%	7.55%	7.53%	-0.02%
3 Month NCD	6.80%	6.78%	6.78%	0.00%
6 Month NCD	7.28%	7.25%	7.25%	0.00%
9 Month NCD	7.48%	7.43%	7.45%	0.03%
12 Month NCD	7.68%	7.63%	7.63%	0.00%
18 Month NCD (YTM)	7.61%	7.55%	7.54%	-0.01%
24 Month NCD (YTM)	7.68%	7.76%	7.60%	-0.16%
36 Month NCD (YTM)	7.82%	7.82%	7.75%	-0.07%
R207 (YTM)	6.46%	6.90%	6.90%	0.000%

MONEY MARKET RATES (NACQ)	02-Aug	12-Aug	16-Aug	Change
3 Month NCD	6.80%	6.78%	6.78%	0.00%
6 Month NCD	7.08%	7.06%	7.06%	0.00%
9 Month NCD	7.27%	7.23%	7.25%	0.02%
12 Month NCD	7.46%	7.42%	7.42%	0.00%
18 Month NCD	7.40%	7.35%	7.34%	-0.01%
24 Month NCD	7.47%	7.54%	7.39%	-0.15%
36 Month NCD	7.60%	7.60%	7.53%	-0.07%
R 207	6.46%	6.90%	6.90%	0.000%

MONEY MARKET LIQUIDITY	02-Aug	12-Aug	16-Aug	Change
Shortage (Rm)	56000	56000	56000	0
Notes (Rm)	151718	149995	142952	-7043
Reverse Repo (Rm)	0	0	0	0
Debentures (Rm)	44	48	19	-29
Liquidity Requirements (Rm)	54356	56787	55955	-832

2. JIBAR RATES (Nominal Terms)

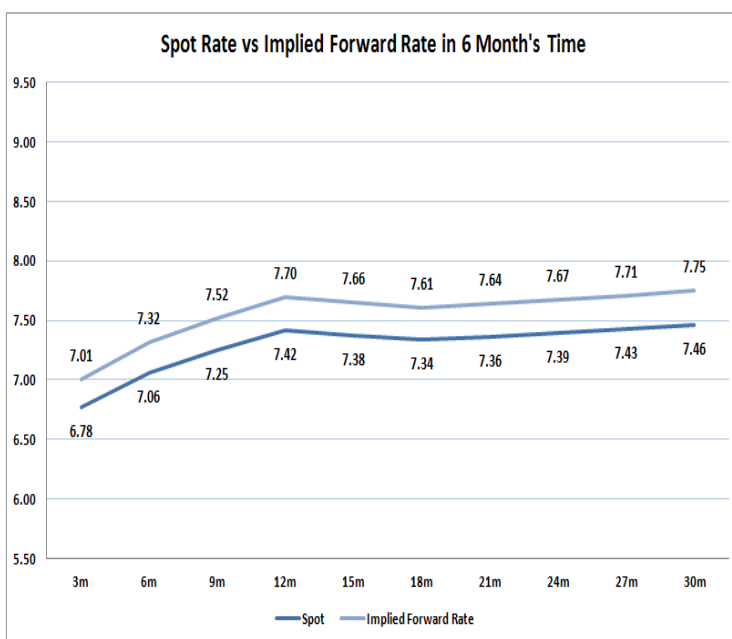
JIBAR (Nominal Terms)	02-Aug	12-Aug	16-Aug	Change
1 Month	6.68%	6.67%	6.66%	-0.01%
3 Month	6.83%	6.84%	6.83%	-0.01%
6 Month	7.30%	7.33%	7.33%	0.00%
9 Month	7.47%	7.46%	7.48%	0.02%
12 Month	7.70%	7.68%	7.72%	0.04%

3. CURRENT AND FUTURE YIELD CURVES (NACQ)

In the graph below the implied forward rates in six months' time are plotted opposite the current spot rates for the corresponding number of months. The implied forward rates are derived from a break-even calculation approach.

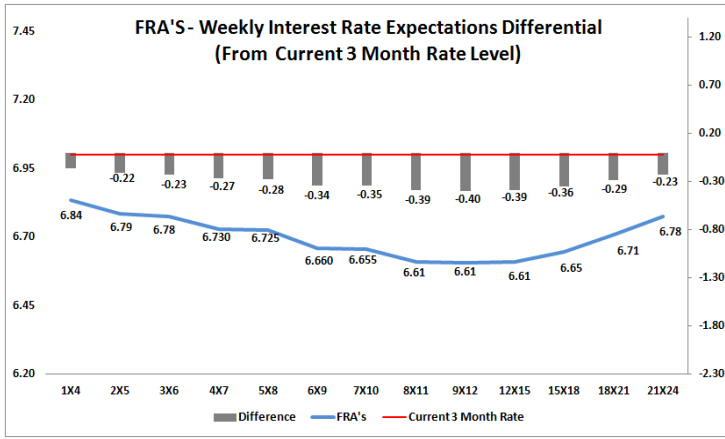
The rates represented in the line graphs below are in NACQ terms.

According to the break-even (forward/forward) calculation, the 12 and 18-month interest rates will be 7.70% and 7.61% respectively in six months time.



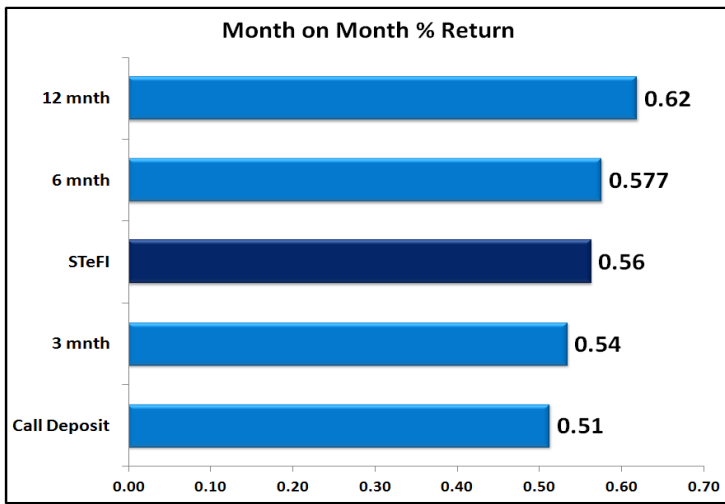
4. FRA RATES (NACQ)

FRA's	02-Aug	12-Aug	16-Aug	Change
1x4	6.85%	6.84%	6.84%	-0.01%
3x6	6.81%	6.78%	6.78%	0.00%
6x9	6.75%	6.66%	6.66%	0.00%
9x12	6.74%	6.60%	6.61%	0.00%
12x15	6.77%	6.61%	6.61%	0.00%
15x18	6.81%	6.65%	6.65%	-0.01%
18x21	6.87%	6.70%	6.71%	0.01%
21x24	6.94%	6.76%	6.78%	0.02%
24x27	7.00%	6.81%	6.84%	0.03%
27x30	7.06%	6.86%	6.91%	0.04%

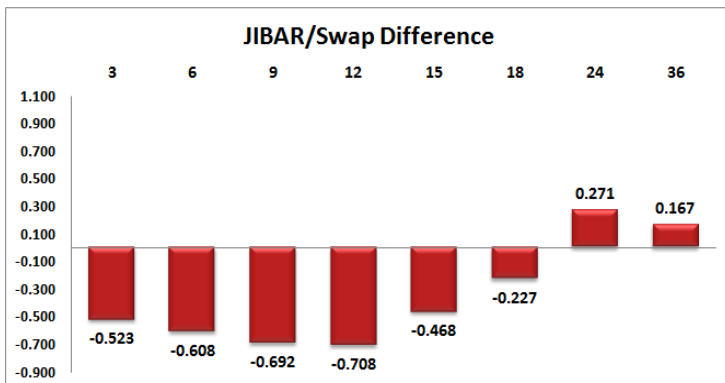
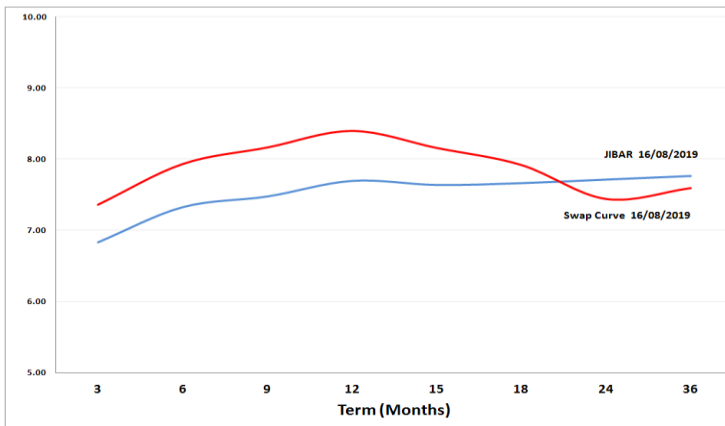


5. MONEY MARKET PERFORMANCE

STeFI (Month on Month) gained 0.56% with the best return 0.62% in the 12-Month area.



6. JIBAR and SWAPS - Curve



7. SARB AND NATIONAL TREASURY OPERATIONS

SARB DEBENTURES			
	Received	Allotted	Av. Rate
7 Days	19	19	6.500%
14 Days	0	0	0.000%
28 Days	0	0	0.000%
56 Days	0	0	0.000%

LONG TERM REVERSE REPO			
14Days			
	Allotted	Av. Rate	

56 Days			
	Allotted	Av. Rate	

TREASURY BILLS			
	Received	Allotted	Av. Rate
91 Days	R3919m	R2400m	7.13%
182 Days	R7466m	R2445m	7.39%
273 Days	R3213m	R2950m	7.53%

8. THE WEEK AHEAD

Date	Time	Country	Event	Month	Previous	Forecast
18-Aug-19	01:00:00	UK	Rightmove House Price Index (MoM)		-0.20%	
	01:00:00	UK	Rightmove House Price Index (YoY)		-0.20%	
	01:50:00	Japan	Imports (YoY)	Jul'19	-5.20%	0.40%
	01:50:00	Japan	Exports (YoY)	Jul'19	-6.70%	-5.30%
	01:50:00	Japan	Adjusted Merchandise Trade Balance	Jul'19	-14.399B	
	01:50:00	Japan	Merchandise Trade Balance Total	Jul'19	589.5B	-184.2B
19-Aug-19	10:00:00	EU	Current Account s.a	Jun'19	29.7B	
	10:00:00	EU	Current Account n.s.a	Jun'19	13.3B	
	11:00:00	EU	Consumer Price Index (MoM)	Jul'19	0.20%	0.10%
	11:00:00	EU	Consumer Price Index - Core (YoY)	Jul'19	0.90%	1.10%
	11:00:00	EU	Consumer Price Index - Core (MoM)	Jul'19	0.40%	0.30%
	11:00:00	EU	Consumer Price Index (YoY)	Jul'19	1.10%	1.20%
	17:30:00	US	6-Month Bill Auction		1.89%	
	17:30:00	US	3-Month Bill Auction		1.96%	
20-Aug-19	08:00:00	Germany	Producer Price Index (MoM)	Jul'19	-0.40%	-0.20%
	08:00:00	Germany	Producer Price Index (YoY)	Jul'19	1.20%	1.40%
	11:00:00	EU	Construction Output s.a (MoM)	Jun'19	-0.27%	
	11:00:00	EU	Construction Output w.d.a (YoY)	Jun'19	2%	
	12:00:00	UK	CBI Industrial Trends Survey - Orders (MoM)		-34	
	14:55:00	US	Redbook Index (YoY)		4.40%	
	14:55:00	US	Redbook Index (MoM)		-2%	
	22:30:00	US	API Weekly Crude Oil Stock		3.7M	
	00:00:00	US	Fed's Quarles speech			
21-Aug-19	10:00:00	SA	Consumer Price Index (YoY)	Jul'19	4.50%	4.40%
	10:00:00	SA	Consumer Price Index (MoM)	Jul'19	0.40%	0.30%
	10:30:00	UK	Public Sector Net Borrowing		6.5B	
	13:00:00	US	MBA Mortgage Applications	Aug'19	21.70%	
	16:00:00	US	Existing Home Sales (MoM)	Jul'19	5.27M	5.35M
	16:00:00	US	Existing Home Sales Change (MoM)	Jul'19	-1.70%	-0.20%
	16:30:00	US	EIA Crude Oil Stocks Change		1.58M	
	20:00:00	US	FOMC Minutes			
	01:50:00	Japan	Foreign Investment in Japan Stocks	Aug'19	-187B	
	01:50:00	Japan	Foreign Bond Investment	Aug'19	173.1B	
22-Aug-19	02:00:00	US	Jackson Hole Symposium			
	02:30:00	Japan	Nikkei Manufacturing PMI	Jul'19	49.4	
	06:30:00	Japan	All Industry Activity Index (MoM)	Jul'19	0.30%	
	08:00:00	Germany	Gross Domestic Product w.d.a (YoY)	Q2	0.40%	
	08:00:00	Germany	Gross Domestic Product (QoQ)	Q2	-0.10%	
	09:30:00	Germany	Markit PMI Composite	Jul'19	50.9	52.3
	09:30:00	Germany	Markit Services PMI	Jul'19	54.5	55.3
	09:30:00	Germany	Markit Manufacturing PMI	Jul'19	43.2	45.2
	10:00:00	EU	Markit PMI Composite	Jul'19	51.5	52.1
	12:00:00	UK	CBI Distributive Trades Survey - Realized (MoM)		-16%	
	13:30:00	EU	ECB Monetary Policy Meeting Accounts			
	14:30:00	US	Continuing Jobless Claims		1.726M	
	14:30:00	US	Initial Jobless Claims 4-week average		213.75K	
	14:30:00	US	Initial Jobless Claims		220K	
	15:45:00	US	Markit Manufacturing PMI	Jul'19	50.4	51
	15:45:00	US	Markit Services PMI	Jul'19	53	51.7
	16:00:00	EU	Consumer Confidence	Jul'19	-6.6	
	16:30:00	US	EIA Natural Gas Storage Change		49B	
	17:00:00	US	Kansas Fed Manufacturing Activity		-6	
	01:30:00	Japan	National CPI ex Food, Energy (YoY)	Jul'19	0.50%	
	01:30:00	Japan	National Consumer Price Index (YoY)	Jul'19	0.70%	
	01:30:00	Japan	National CPI ex-Fresh Food (YoY)	Jul'19	0.60%	0.60%
23-Aug-19	02:00:00	US	Jackson Hole Symposium			
	10:00:00	EU	Markit Services PMI	Jul'19	53.2	
	10:00:00	EU	Markit Manufacturing PMI	Jul'19	46.5	
	10:30:00	UK	BBA Mortgage Approvals	Jul'19	42.653K	
	15:45:00	US	Markit PMI Composite	Jul'19	52.6	
	16:00:00	US	New Home Sales (MoM)	Jul'19	0.646M	0.66M
	16:00:00	US	New Home Sales Change (MoM)	Jul'19	7%	6%
	16:00:00	US	Fed's Chair Powell speech			
	19:00:00	US	Baker Hughes US Oil Rig Count			

Major Central Banks Rate Decisions			
Central Bank	Next Meeting	Last Change	Current Interest Rate
European Central Bank	12-Sep-19	10-Mar-16	0.00%
Bank of Japan	19-Sep-19	29-Jan-16	-0.10%
Bank of England	19-Sep-19	02-Aug-18	0.75%
Federal Reserve	18-Sep-18	31-Jul-19	2.25%
SARB	19-Sep-19	18-Jul-19	6.50%