

SA MONEY MARKET REPORT

16 February 2018

THE PREVIOUS WEEK IN REVIEW

1. MONEY MARKET INTEREST RATES

SPOT RATES	02-Feb	09-Feb	16-Feb	Change
Repo Rate	6.75%	6.75%	6.75%	0.00%
Treasury Bill 91 days(D)	7.18%	7.14%	7.08%	-0.06%
Treasury Bill 91 days(Y)	7.31%	7.27%	7.21%	-0.06%
Treasury Bill 182days(D)	7.22%	7.22%	7.13%	-0.09%
Treasury Bill 182days(Y)	7.49%	7.49%	7.39%	-0.10%
Treasury Bill 273days(D)	7.17%	7.16%	7.07%	-0.09%
Treasury Bill 273days(Y)	7.57%	7.57%	7.46%	-0.11%
Treasury Bill 364days(Y)	7.61%	7.58%	7.43%	-0.15%
3 Month NCD	7.08%	7.08%	7.05%	-0.03%
6 Month NCD	7.53%	7.53%	7.50%	-0.03%
9 Month NCD	7.65%	7.65%	7.58%	-0.08%
12 Month NCD	7.88%	7.93%	7.83%	-0.10%
18 Month NCD (YTM)	7.78%	7.80%	7.66%	-0.14%
24 Month NCD (YTM)	7.83%	7.86%	7.70%	-0.16%
36 Month NCD (YTM)	8.16%	8.16%	7.96%	-0.19%
R204 (YTM)	7.04%	7.02%	6.98%	-0.040%

MONEY MARKET RATES (NACQ)	02-Feb	09-Feb	16-Feb	Change
3 Month NCD	6.98%	6.98%	6.98%	0.00%
6 Month NCD	7.32%	7.32%	7.30%	-0.02%
9 Month NCD	7.44%	7.44%	7.37%	-0.07%
12 Month NCD	7.65%	7.70%	7.61%	-0.09%
18 Month NCD	7.56%	7.58%	7.45%	-0.13%
24 Month NCD	7.61%	7.63%	7.49%	-0.15%
36 Month NCD	7.92%	7.92%	7.73%	-0.18%
R 204	7.04%	7.02%	6.98%	-0.040%

MONEY MARKET LIQUIDITY	02-Feb	09-Feb	16-Feb	Change
Shortage (Rm)	56000	56000	56000	0
Notes (Rm)	138344	133635	126132	-7503
Reverse Repo (Rm)	0	0	0	0
Debentures (Rm)	250	274	226	-48
Liquidity Requirements (Rm)	54081	56594	57040	446

2. JIBAR RATES (Nominal Terms)

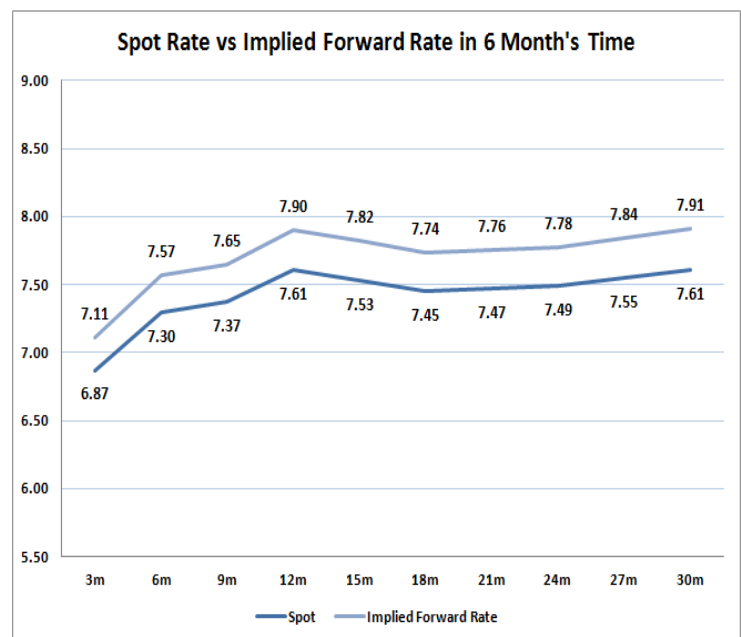
JIBAR (Nominal Terms)	02-Feb	09-Feb	16-Feb	Change
1 Month	6.90%	6.90%	6.90%	0.00%
3 Month	7.13%	7.13%	7.13%	0.00%
6 Month	7.58%	7.59%	7.58%	-0.01%
9 Month	7.72%	7.72%	7.68%	-0.04%
12 Month	7.96%	7.98%	7.93%	-0.06%

3. CURRENT AND FUTURE YIELD CURVES (NACQ)

In the graph below the implied forward rates in six months' time are plotted opposite the current spot rates for the corresponding number of months. The implied forward rates are derived from a break-even calculation approach.

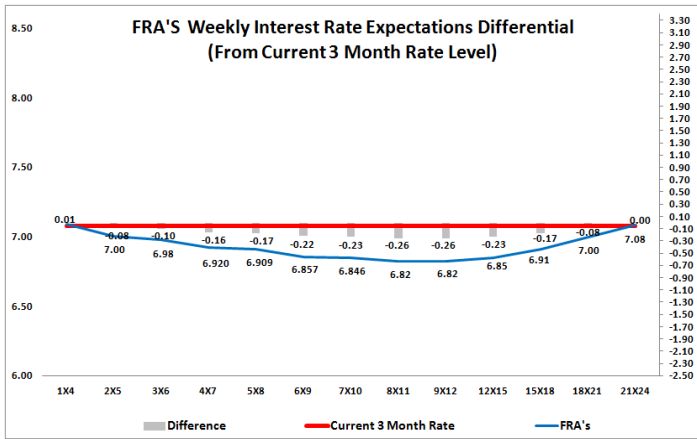
The rates represented in the line graphs below are in NACQ terms.

According to the break-even (forward/forward) calculation, the 12 and 18-month interest rates will be 7.90% and 7.74% respectively in six months time.



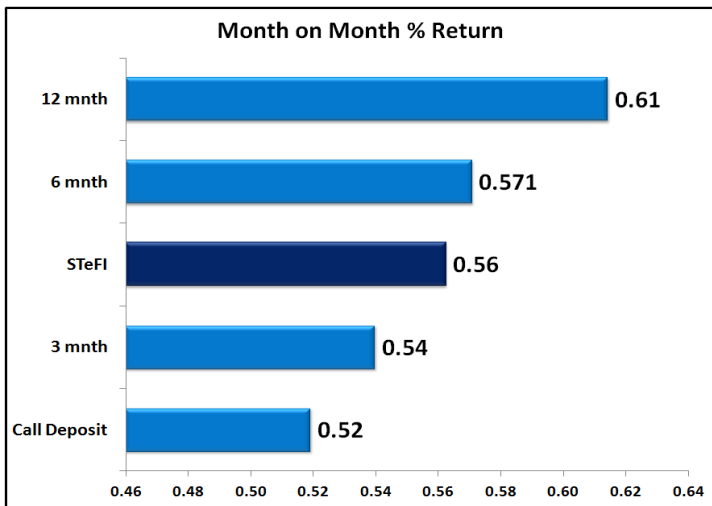
4. FRA RATES (NACQ)

FRA's	02-Feb	09-Feb	16-Feb	Change
1x4	7.10%	7.09%	7.09%	0.00%
3x6	7.01%	6.98%	6.98%	0.00%
6x9	6.88%	6.86%	6.86%	0.00%
9x12	6.86%	6.83%	6.82%	-0.01%
12x15	6.89%	6.85%	6.85%	0.00%
15x18	6.96%	6.92%	6.91%	-0.01%
18x21	7.04%	6.99%	7.00%	0.01%
21x24	7.12%	7.06%	7.08%	0.02%
24x27	7.20%	7.13%	7.17%	0.04%
27x30	7.29%	7.20%	7.25%	0.05%

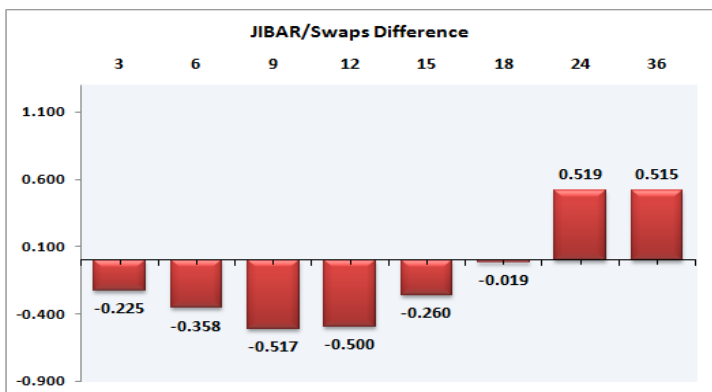
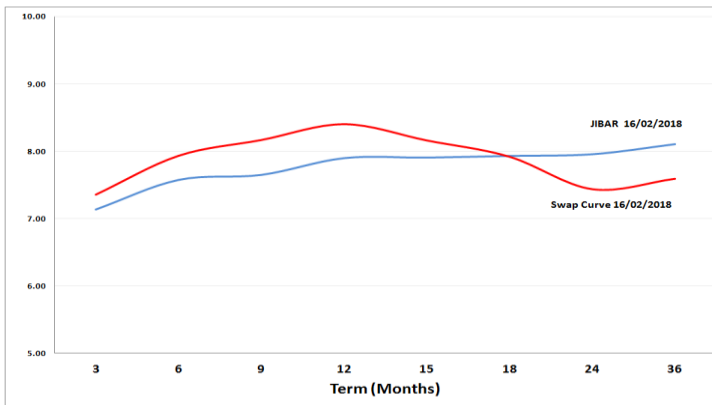


5. MONEY MARKET PERFORMANCE

STeFI (Month on Month) gained 0.56% with the best return 0.61% in the 12-Month area.



6. JIBAR and SWAPS - Curve



7. SARB AND NATIONAL TREASURY OPERATIONS

SARB DEBENTURES			
	Received	Allotted	Av. Rate
7 Days	126	126	6.720%
14 Days	0	0	0.000%
28 Days	0	0	0.000%
56 Days	0	0	0.000%
LONG TERM REVERSE REPO			
14Days			
	Allotted	Av. Rate	
56 Days			
	Allotted	Av. Rate	
TREASURY BILLS			
	Received	Allotted	Av. Rate
91 Days	R5289m	R1800m	7.21%
182 Days	R4350m	R2000m	7.39%
273 Days	R5042m	R2100m	7.46%

8. THE WEEK AHEAD

Date	Time	Country	Event	Previous	Forecast
18-Feb-18	02:00:00	China	Chinese New Year		
	01:50:00	Japan	Exports (YoY)	9.30%	10.30%
	01:50:00	Japan	Adjusted Merchandise Trade Balance	86.6B	
	01:50:00	Japan	Merchandise Trade Balance Total	35.9B	-100.2B
19-Feb-18	02:00:00	US	President's Day		
	09:00:00	EU	Eurogroup meeting		
	02:00:00	China	Chinese New Year		
	02:01:00	UK	Rightmove House Price Index (YoY)	1.10%	
	02:01:00	UK	Rightmove House Price Index (MoM)	0.70%	
	11:00:00	EU	Current Account n.s.a	37.8B	
	11:00:00	EU	Current Account s.a	32.5B	
	11:30:00	UK	30-y Bond Auction	1.81%	
	12:00:00	UK	10-y Bond Auction	1.29%	
	12:00:00	Germany	German Buba Monthly Report		
	12:00:00	EU	Construction Output s.a (MoM)	0.50%	
	12:00:00	EU	Construction Output w.d.a (YoY)	2.70%	
20-Feb-18	02:00:00	China	Chinese New Year		
	02:00:00	EU	EcoFin Meeting		
	09:00:00	Germany	Producer Price Index (MoM)	0.20%	
	09:00:00	Germany	Producer Price Index (YoY)	2.30%	
	12:00:00	EU	Consumer Confidence	1.3	1.05
	13:00:00	UK	CBI Industrial Trends Survey - Orders (MoM)	14	
	18:30:00	US	4-Week Bill Auction	1.36%	
	18:30:00	US	3-Month Bill Auction	1.57%	
	18:30:00	US	6-Month Bill Auction	1.79%	
	20:00:00	US	2-Year Note Auction	2.07%	
21-Feb-18	02:00:00	China	Chinese New Year		
	02:30:00	Japan	Nikkei Manufacturing PMI	54.8	
	06:30:00	Japan	All Industry Activity Index (MoM)	1%	
	10:00:00	EU	Non-monetary policy's ECB meeting		
	10:00:00	SA	Consumer Price Index (YoY)	4.70%	
	10:00:00	SA	Consumer Price Index (MoM)	0.50%	
	10:30:00	Germany	Markit PMI Composite	59	58.5
	10:30:00	Germany	Markit Services PMI	57.3	57
	10:30:00	Germany	Markit Manufacturing PMI	61.1	60.5
	11:00:00	EU	Markit Manufacturing PMI	59.6	58.5
	11:00:00	EU	Markit Services PMI	58	57.7
	11:00:00	EU	Markit PMI Composite	58.8	58.3
	11:30:00	UK	Average Earnings excluding Bonus (3Mo/Yr)	2.40%	
	11:30:00	UK	Claimant Count Change	8.6K	
	11:30:00	UK	Average Earnings including Bonus (3Mo/Yr)	2.50%	
	11:30:00	UK	ILO Unemployment Rate (3M)	4.30%	
	11:30:00	UK	Claimant Count Rate	2.40%	
	11:30:00	UK	Public Sector Net Borrowing	0.979B	
	14:00:00	US	MBA Mortgage Applications	-4.10%	
	14:00:00	SA	Budget Speech		
	15:55:00	US	Redbook index (YoY)	2.80%	
	15:55:00	US	Redbook index (MoM)	-1.10%	
	16:15:00	UK	Inflation Report Hearings		
	16:45:00	US	Markit Manufacturing PMI	55.5	
16:45:00	US	Markit PMI Composite	53.8		
16:45:00	US	Markit Services PMI	53.3		
17:00:00	US	Existing Home Sales (MoM)	5.57M	5.54M	
17:00:00	US	Existing Home Sales Change (MoM)	-3.60%		
20:00:00	US	5-Year Note Auction	2.43%		
21:00:00	US	FOMC Minutes			
23:30:00	US	API Weekly Crude Oil Stock	3.94M		
01:50:00	Japan	Foreign investment in Japan stocks	-429.5B		
01:50:00	Japan	Foreign bond investment	-973.2B		
22-Feb-18	03:15:00	US	FOMC Member Kashkari Speech		
	07:15:00	US	Fed's Quarles speech		
	11:00:00	Germany	IFO - Expectations	108.4	108
	11:00:00	Germany	IFO - Current Assessment	127.7	127.2
	11:00:00	Germany	IFO - Business Climate	117.6	117
	11:30:00	UK	Gross Domestic Product (QoQ)	0.50%	
	11:30:00	UK	Gross Domestic Product (YoY)	1.50%	
	11:30:00	UK	Total Business Investment (QoQ)	0.50%	
	11:30:00	UK	Total Business Investment (YoY)	1.70%	
	11:30:00	UK	Index of Services (3M/3M)	0.40%	
	13:00:00	UK	CBI Distributive Trades Survey - Realized (MoM)	12%	
	14:30:00	EU	ECB Monetary Policy Meeting Accounts		
	15:30:00	US	Continuing Jobless Claims	1.942M	
	15:30:00	US	Initial Jobless Claims	230K	
	17:00:00	US	Fed's William Dudley speech		
	17:30:00	US	EIA Natural Gas Storage change	-194B	
	17:30:00	US	EIA Crude Oil Stocks change	-1.841M	
18:00:00	US	Kansas Fed manufacturing activity	16		
19:10:00	US	FOMC Member Bostic speech			
20:00:00	US	7-Year Note Auction	2.57%		
01:30:00	Japan	National CPI Ex-Fresh Food (YoY)	0.90%	0.80%	
01:30:00	Japan	National Consumer Price Index (YoY)	1%		
01:50:00	Japan	Corporate Service Price (YoY)	0.80%		
23-Feb-18	02:00:00	EU	European Council meeting		
	09:00:00	Germany	Gross Domestic Product w.d.a (YoY)	2.90%	
	09:00:00	Germany	Gross Domestic Product (QoQ)	0.60%	0.60%
	09:00:00	Germany	Gross Domestic Product (YoY)	2.30%	
	12:00:00	EU	Consumer Price Index - Core (MoM)	0.50%	
	12:00:00	EU	Consumer Price Index (YoY)	1.30%	1.30%
	12:00:00	EU	Consumer Price Index (MoM)	0.40%	
	12:00:00	EU	Consumer Price Index - Core (YoY)	1.70%	
	17:00:00	US	Fed Monetary Policy Report	1%	
	17:15:00	US	Fed's William Dudley speech		
20:00:00	US	Baker Hughes US Oil Rig Count			

Major Central Banks Rate Decisions			
Central Bank	Next Meeting	Last Change	Current Interest Rate
European Central Bank	08-Mar-18	10-Mar-16	0.00%
Bank of Japan	09-Mar-18	29-Jan-16	-0.10%
Bank of England	22-Mar-18	02-Nov-17	0.50%
Federal Reserve	21-Mar-18	13-Dec-17	1.50%
SARB	28-Mar-18	20-Jul-17	6.75%