

SA MONEY MARKET REPORT

17 August 2018

THE PREVIOUS WEEK IN REVIEW

1. MONEY MARKET INTEREST RATES

SPOT RATES	03-Aug	10-Aug	17-Aug	Change
Repo Rate	6.50%	6.50%	6.50%	0.00%
Treasury Bill 91 days(D)	7.07%	7.10%	7.17%	0.07%
Treasury Bill 91 days(Y)	7.20%	7.23%	7.30%	0.07%
Treasury Bill 182days(D)	7.28%	7.30%	7.38%	0.08%
Treasury Bill 182days(Y)	7.55%	7.58%	7.66%	0.08%
Treasury Bill 273days(D)	7.32%	7.36%	7.48%	0.12%
Treasury Bill 273days(Y)	7.75%	7.79%	7.93%	0.14%
Treasury Bill 364days(Y)	7.86%	7.92%	7.93%	0.01%
3 Month NCD	6.90%	6.90%	6.95%	0.05%
6 Month NCD	7.45%	7.48%	7.55%	0.08%
9 Month NCD	7.68%	7.70%	7.85%	0.15%
12 Month NCD	8.05%	8.10%	8.30%	0.20%
18 Month NCD (YTM)	8.02%	8.06%	8.33%	0.27%
24 Month NCD (YTM)	8.13%	8.18%	8.47%	0.29%
36 Month NCD (YTM)	8.41%	8.49%	8.76%	0.27%
R204 (YTM)	7.04%	7.02%	7.04%	0.020%

MONEY MARKET RATES (NACQ)	03-Aug	10-Aug	17-Aug	Change
3 Month NCD	6.98%	6.98%	6.98%	0.00%
6 Month NCD	7.25%	7.27%	7.35%	0.07%
9 Month NCD	7.46%	7.49%	7.63%	0.14%
12 Month NCD	7.82%	7.86%	8.05%	0.19%
18 Month NCD	7.79%	7.83%	8.08%	0.25%
24 Month NCD	7.89%	7.94%	8.21%	0.27%
36 Month NCD	8.15%	8.23%	8.49%	0.25%
R 204	7.04%	7.02%	7.04%	0.020%

MONEY MARKET LIQUIDITY	03-Aug	10-Aug	17-Aug	Change
Shortage (Rm)	56000	56000	56000	0
Notes (Rm)	144092	140508	131656	-8852
Reverse Repo (Rm)	0	0	0	0
Debentures (Rm)	110	84	0	-84
Liquidity Requirements (Rm)	57838	56683	56393	-290

2. JIBAR RATES (Nominal Terms)

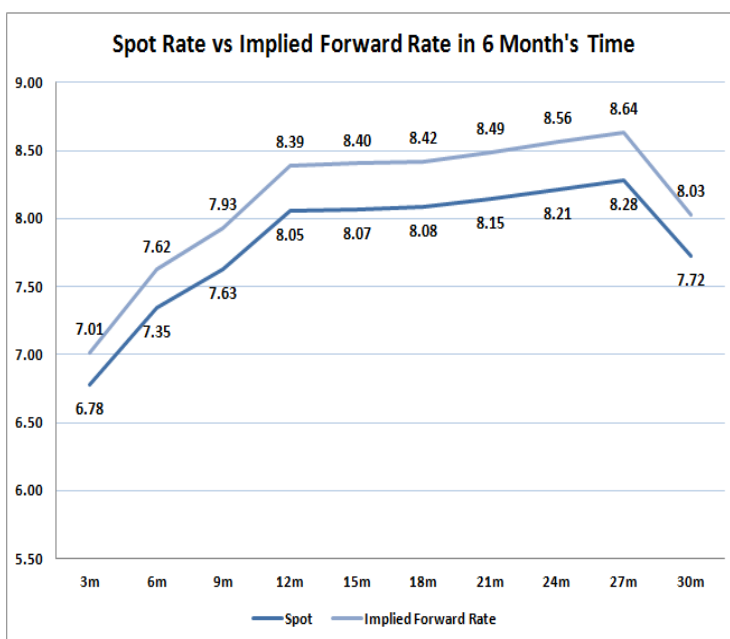
JIBAR (Nominal Terms)	03-Aug	10-Aug	17-Aug	Change
1 Month	6.73%	6.73%	6.74%	0.01%
3 Month	6.97%	6.98%	7.01%	0.03%
6 Month	7.52%	7.53%	7.58%	0.06%
9 Month	7.75%	7.75%	7.88%	0.13%
12 Month	8.10%	8.13%	8.30%	0.18%

3. CURRENT AND FUTURE YIELD CURVES (NACQ)

In the graph below the implied forward rates in six months' time are plotted opposite the current spot rates for the corresponding number of months. The implied forward rates are derived from a break-even calculation approach.

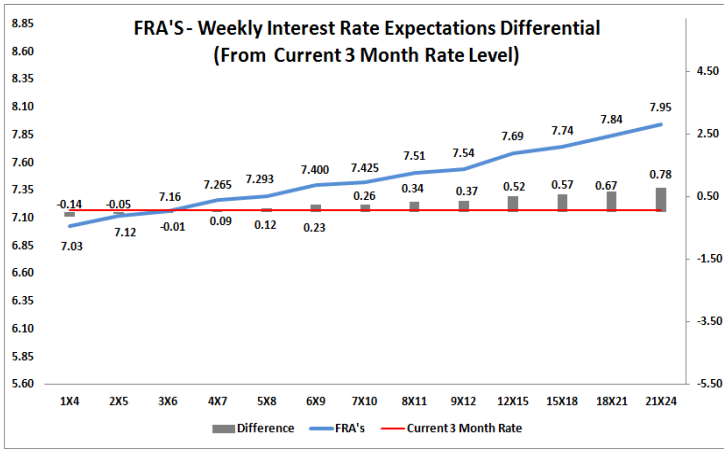
The rates represented in the line graphs below are in NACQ terms.

According to the break-even (forward/forward) calculation, the 12 and 18-month interest rates will be 8.39% and 8.42% respectively in six months time.



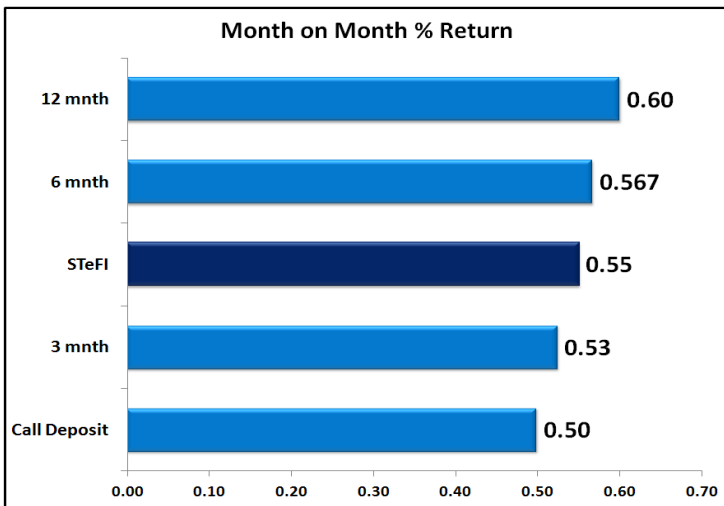
4. FRA RATES (NACQ)

FRA's	03-Aug	10-Aug	17-Aug	Change
1x4	6.97%	6.98%	7.03%	0.05%
3x6	7.02%	7.02%	7.16%	0.14%
6x9	7.14%	7.15%	7.40%	0.25%
9x12	7.24%	7.26%	7.54%	0.28%
12x15	7.36%	7.39%	7.69%	0.30%
15x18	7.41%	7.44%	7.74%	0.30%
18x21	7.49%	7.52%	7.84%	0.32%
21x24	7.57%	7.60%	7.95%	0.35%
24x27	7.65%	7.68%	8.05%	0.37%
27x30	7.73%	7.76%	8.15%	0.39%

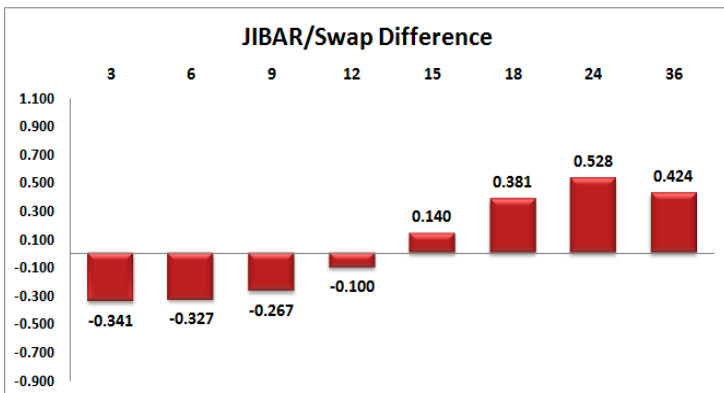
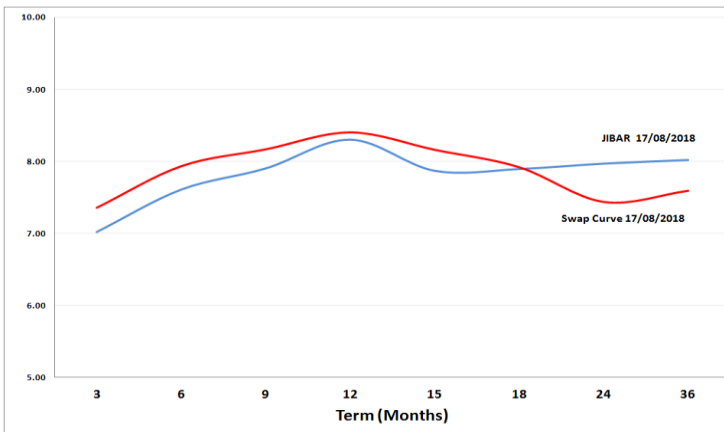


5. MONEY MARKET PERFORMANCE

STeFI (Month on Month) gained 0.55% with the best return 0.60% in the 12-Month area.



6. JIBAR and SWAPS - Curve



7. SARB AND NATIONAL TREASURY OPERATIONS

SARB DEBENTURES			
	Received	Allotted	Av. Rate
7 Days	0	0	0.000%
14 Days	0	0	0.000%
28 Days	0	0	0.000%
56 Days	0	0	0.000%

LONG TERM REVERSE REPO			
14Days			
	Allotted	Av. Rate	

56 Days			
	Allotted	Av. Rate	

TREASURY BILLS			
	Received	Allotted	Av. Rate
91 Days	R1754m	R1254m	7.30%
182 Days	R4136m	R2746m	7.66%
273 Days	R5927m	R2270m	7.93%

8. THE WEEK AHEAD

Date	Time	Country	Event	Month	Previous	Forecast	
19-Aug-18	01:01:00	UK	Rightmove House Price Index (MoM)	Jul'18	-0.10%		
	01:01:00	UK	Rightmove House Price Index (YoY)	Jul'18	1.40%		
20-Aug-18	08:00:00	Germany	Producer Price Index (YoY)	Jul'18	3%		
	08:00:00	Germany	Producer Price Index (MoM)	Jul'18	0.30%		
	11:00:00	EU	Construction Output w.d.a (YoY)	Jun'18	1.80%	1.60%	
	11:00:00	EU	Construction Output s.a (MoM)	Jun'18	0.30%	0.20%	
	12:00:00	Germany	German Buba Monthly Report				
	17:00:00	US	FOMC Member Bostic speech				
	17:30:00	US	3-Month Bill Auction		2.03%		
21-Aug-18	17:30:00	US	6-Month Bill Auction		2.18%		
	10:30:00	UK	Public Sector Net Borrowing	Jul'18	4.53B	-5.59B	
	12:00:00	UK	CBI Industrial Trends Survey - Orders (MoM)		11		
	14:55:00	US	Redbook index (YoY)		4.50%		
	14:55:00	US	Redbook index (MoM)		0.10%		
	17:30:00	US	4-Week Bill Auction		1.91%		
	22:30:00	US	API Weekly Crude Oil Stock		3.66M		
22-Aug-18	06:30:00	Japan	All Industry Activity Index (MoM)	Jul'18	0.10%	0.30%	
	10:00:00	SA	Consumer Price Index (YoY)	Jul'18	4.60%	4.80%	
	10:00:00	SA	Consumer Price Index (MoM)	Jul'18	0.40%	0.50%	
	12:00:00	Germany	10-y Bond Auction				
	13:00:00	US	MBA Mortgage Applications		-2%		
	16:00:00	US	Existing Home Sales (MoM)	Jul'18	5.38M	5.42M	
	16:00:00	US	Existing Home Sales Change (MoM)	Jul'18	-0.60%	-1.70%	
	16:30:00	US	EIA Crude Oil Stocks change		6.805M	2.719M	
	20:00:00	US	FOMC Minutes				
	01:50:00	Japan	Foreign investment in Japan stocks	Jul'18	-107.1B		
	01:50:00	Japan	Foreign bond investment	Jul'18	123.9B		
	23-Aug-18	02:00:00	US	Jackson Hole Symposium			
		02:30:00	Japan	Nikkei Manufacturing PMI	Jul'18	52.3	52
		07:00:00	Japan	Coincident Index	Jul'18	116.3	116.3
07:00:00		Japan	Leading Economic Index	Jul'18	105.2	105.2	
09:30:00		Germany	Market PMI Composite	Jul'18	55	54.7	
09:30:00		Germany	Market Services PMI	Jul'18	54.1	54.3	
09:30:00		Germany	Market Manufacturing PMI	Jul'18	56.9	55.5	
10:00:00		EU	Market Services PMI	Jul'18	54.2	55	
10:00:00		EU	Market Manufacturing PMI	Jul'18	55.1	54.6	
10:00:00		EU	Market PMI Composite	Jul'18	54.3	54.4	
12:00:00		UK	CBI Distributive Trades Survey - Realized (MoM)		20%		
13:30:00		EU	ECB Monetary Policy Meeting Accounts				
14:30:00		US	Continuing Jobless Claims		1.721M	1.767M	
14:30:00		US	Initial Jobless Claims		212K	216K	
15:00:00		US	Housing Price Index (MoM)	Jun'18	0.20%	0.30%	
15:45:00		US	Market Manufacturing PMI	Jul'18	55.3	55.2	
15:45:00		US	Market PMI Composite	Jul'18	55.7	56.3	
15:45:00		US	Market Services PMI	Jul'18	56	56	
16:00:00		US	New Home Sales (MoM)	Jul'18	0.631M	0.65M	
16:00:00		US	New Home Sales Change (MoM)	Jul'18	-5.30%		
16:00:00		EU	Consumer Confidence		-0.6	-0.7	
16:30:00		US	EIA Natural Gas Storage change		33B		
17:00:00		US	Kansas Fed manufacturing activity		22		
01:30:00	Japan	National CPI Ex Food, Energy (YoY)	Jul'18	0.20%	0.30%		
01:30:00	Japan	National Consumer Price Index (YoY)	Jul'18	0.70%	0.40%		
01:30:00	Japan	National CPI Ex-Fresh Food (YoY)	Jul'18	0.80%	0.60%		
24-Aug-18	02:00:00	US	Jackson Hole Symposium				
	08:00:00	Germany	Gross Domestic Product w.d.a (YoY)		2%		
	08:00:00	Germany	Gross Domestic Product (QoQ)	Q2 (Rev)	0.50%		
	08:00:00	Germany	Gross Domestic Product (YoY)	Q2 (Rev)	2.30%		
	10:30:00	UK	BBA Mortgage Approvals	Jul'18	40.541K	40.944K	
	14:30:00	US	Durable Goods Orders	Jul'18	1%	0.80%	
	14:30:00	US	Durable Goods Orders ex Transportation	Jul'18	0.40%	0.30%	
19:00:00	US	Baker Hughes US Oil Rig Count					

Major Central Banks Rate Decisions			
Central Bank	Next Meeting	Last Change	Current Interest Rate
European Central Bank	13-Sep-18	10-Mar-16	0.00%
Bank of Japan	19-Sep-18	29-Jan-16	-0.10%
Bank of England	13-Sep-18	02-Aug-18	0.75%
Federal Reserve	26-Sep-18	13-Jun-18	2.00%
SARB	20-Sep-18	28-Mar-18	6.50%