

## SA MONEY MARKET REPORT

17 May 2019

### THE PREVIOUS WEEK IN REVIEW

#### 1. MONEY MARKET INTEREST RATES

SPOT RATES	03-May	10-May	17-May	Change
Repo Rate	6.75%	6.75%	6.75%	0.00%
Treasury Bill 91 days(D)	7.21%	7.18%	7.17%	-0.01%
Treasury Bill 91 days(Y)	7.34%	7.31%	7.30%	-0.01%
Treasury Bill 182days(D)	7.31%	7.30%	7.28%	-0.02%
Treasury Bill 182days(Y)	7.58%	7.57%	7.56%	-0.01%
Treasury Bill 273days(D)	7.32%	7.31%	7.29%	-0.02%
Treasury Bill 273days(Y)	7.75%	7.74%	7.71%	-0.03%
Treasury Bill 364days(Y)	7.80%	7.79%	7.71%	-0.08%
3 Month NCD	7.10%	7.08%	7.05%	-0.03%
6 Month NCD	7.63%	7.60%	7.60%	0.00%
9 Month NCD	7.88%	7.85%	7.78%	-0.08%
12 Month NCD	8.10%	8.08%	8.05%	-0.02%
18 Month NCD (YTM)	8.00%	8.00%	7.98%	-0.02%
24 Month NCD (YTM)	8.06%	8.04%	8.03%	-0.01%
36 Month NCD (YTM)	8.25%	8.16%	8.15%	-0.01%
R207 (YTM)	6.28%	6.25%	6.25%	0.000%

MONEY MARKET RATES (NACQ)	03-May	10-May	17-May	Change
3 Month NCD	7.10%	7.08%	7.05%	-0.03%
6 Month NCD	7.42%	7.39%	7.39%	0.00%
9 Month NCD	7.65%	7.63%	7.56%	-0.07%
12 Month NCD	7.86%	7.84%	7.82%	-0.02%
18 Month NCD	7.77%	7.77%	7.75%	-0.02%
24 Month NCD	7.83%	7.80%	7.79%	-0.01%
36 Month NCD	8.01%	7.92%	7.91%	-0.01%
R 207	6.28%	6.25%	6.25%	0.000%

MONEY MARKET LIQUIDITY	03-May	10-May	17-May	Change
Shortage (Rm)	56000	56000	56000	0
Notes (Rm)	152604	150660	139627	-11033
Reverse Repo (Rm)	0	0	0	0
Debentures (Rm)	0	0	120	120
Liquidity Requirements (Rm)	56798	56727	56063	-664

#### 2. JIBAR RATES (Nominal Terms)

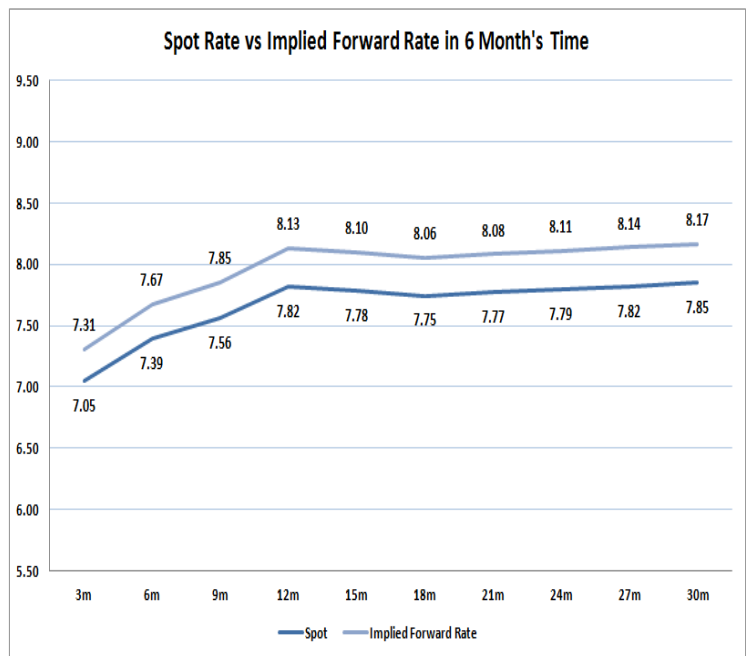
JIBAR (Nominal Terms)	03-May	10-May	17-May	Change
1 Month	6.98%	6.98%	6.98%	0.00%
3 Month	7.15%	7.15%	7.15%	0.00%
6 Month	7.70%	7.70%	7.69%	-0.01%
9 Month	7.90%	7.90%	7.88%	-0.02%
12 Month	8.15%	8.15%	8.13%	-0.03%

#### 3. CURRENT AND FUTURE YIELD CURVES (NACQ)

In the graph below the implied forward rates in six months' time are plotted opposite the current spot rates for the corresponding number of months. The implied forward rates are derived from a break-even calculation approach.

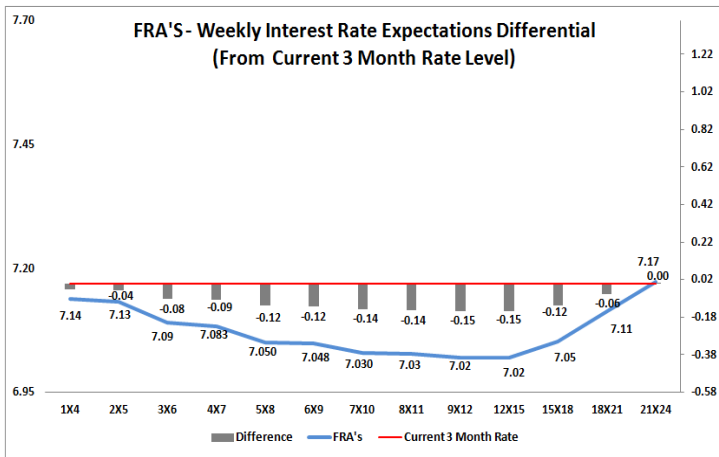
The rates represented in the line graphs below are in NACQ terms.

According to the break-even (forward/forward) calculation, the 12 and 18-month interest rates will be 8.13% and 8.06% respectively in six months time.



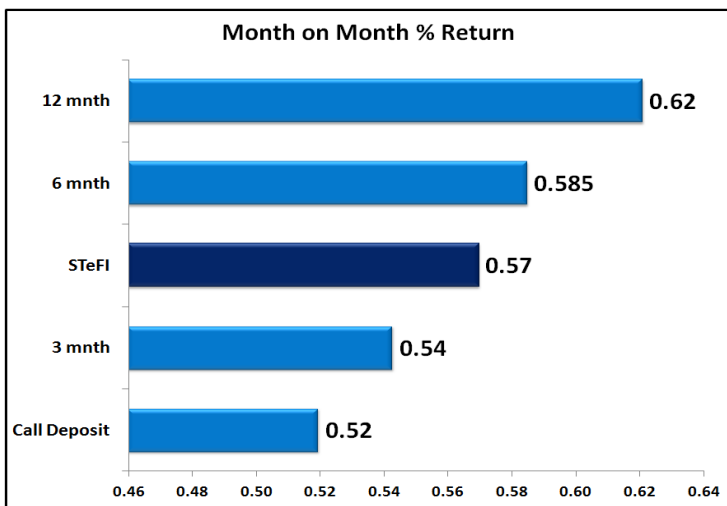
#### 4. FRA RATES (NACQ)

FRA's	03-May	10-May	17-May	Change
1x4	7.15%	7.15%	7.13%	-0.01%
3x6	7.12%	7.12%	7.08%	-0.04%
6x9	7.09%	7.09%	7.04%	-0.04%
9x12	7.09%	7.09%	7.00%	-0.09%
12x15	7.11%	7.10%	7.01%	-0.09%
15x18	7.17%	7.16%	7.05%	-0.11%
18x21	7.22%	7.20%	7.09%	-0.12%
21x24	7.27%	7.25%	7.13%	-0.12%
24x27	7.32%	7.30%	7.17%	-0.13%
27x30	7.37%	7.35%	7.21%	-0.14%

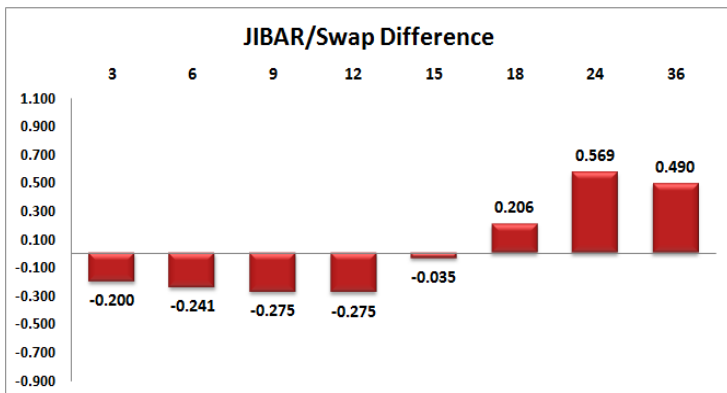
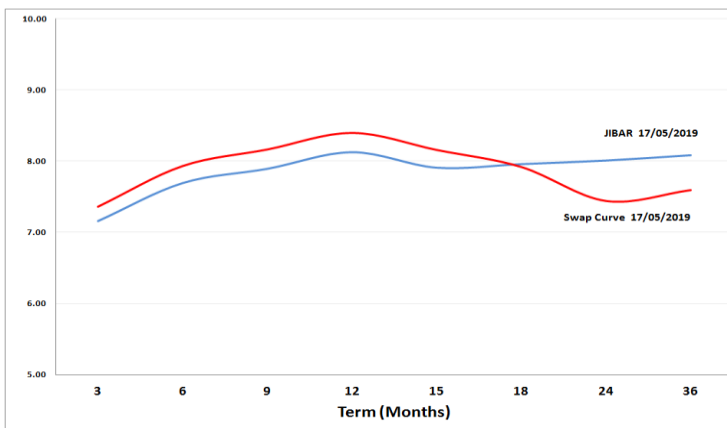


## 5. MONEY MARKET PERFORMANCE

STeFI (Month on Month) gained 0.57% with the best return 0.62% in the 12-Month area.



## 6. JIBAR and SWAPS - Curve



## 7. SARB AND NATIONAL TREASURY OPERATIONS

SARB DEBENTURES			
	Received	Allotted	Av. Rate
7 Days	120	120	6.750%
14 Days	0	0	0.000%
28 Days	0	0	0.000%
56 Days	0	0	0.000%

LONG TERM REVERSE REPO			
14Days			
	Allotted	Av. Rate	

56 Days			
	Allotted	Av. Rate	

TREASURY BILLS			
	Received	Allotted	Av. Rate
91 Days	R5348m	R2400m	7.30%
182 Days	R5883m	R2445m	7.56%
273 Days	R6977m	R2950m	7.71%

## 8. THE WEEK AHEAD

Date	Time	Country	Event	Month	Previous	Forecast
19-May-19	01:50:00	Japan	Gross Domestic Product Deflator (YoY)	Q1	-0.30%	0.30%
	01:50:00	Japan	Gross Domestic Product Annualized	Q1	1.90%	-0.20%
	01:50:00	Japan	Gross Domestic Product (QoQ)	Q1	0.50%	0%
20-May-19	06:30:00	Japan	Industrial Production (MoM)	Apr '19	-0.90%	-0.90%
	06:30:00	Japan	Industrial Production (YoY)	Apr '19	-4.60%	-4.60%
	06:30:00	Japan	Capacity Utilization	Apr '19	1%	0.30%
	08:00:00	Germany	Producer Price Index (MoM)	Apr '19	-0.10%	0.20%
	08:00:00	Germany	Producer Price Index (YoY)	Apr '19	2.40%	2.70%
	11:00:00	EU	Current Account s.a	Mar '19	26.8B	29.5B
	11:00:00	EU	Current Account n.s.a	Mar '19	15.5B	34.5B
	14:30:00	US	Chicago Fed National Activity Index		-0.15	-0.33
	17:30:00	US	3-Month Bill Auction		2.36%	
	17:30:00	US	6-Month Bill Auction		2.36%	
	19:05:00	US	Fed's Clarida speech			
	01:00:00	US	Fed's Chair Powell speech			
21-May-19	12:00:00	UK	Inflation Report Hearings			
	12:00:00	UK	CBI Industrial Trends Survey - Orders (MoM)			
	14:55:00	US	Redbook Index (MoM)		1.30%	
	14:55:00	US	Redbook Index (YoY)		5.40%	
	16:00:00	US	Existing Home Sales (MoM)	Apr '19	5.21M	5.36M
	16:00:00	US	Existing Home Sales Change (MoM)	Apr '19	-4.90%	
	16:00:00	EU	Consumer Confidence		-7.9	-7.7
	16:45:00	US	Fed's Evans speech			
	17:30:00	US	52-Week Bill Auction		2.36%	
	18:00:00	US	Fed's Rosengren speech			
	23:30:00	US	API Weekly Crude Oil Stock		8.6M	
	01:50:00	Japan	Imports (YoY)	Apr '19	1.10%	4.80%
	01:50:00	Japan	Exports (YoY)	Apr '19	-2.40%	-1.80%
	01:50:00	Japan	Merchandise Trade Balance Total	Apr '19	-528.5B	203.2B
	01:50:00	Japan	Adjusted Merchandise Trade Balance	Apr '19	-177.8B	-1.3B
	01:50:00	Japan	Machinery Orders (MoM)	Mar '19	1.80%	2.50%
	01:50:00	Japan	Machinery Orders (YoY)	Mar '19	-5.50%	-3.40%
22-May-19	03:30:00	Japan	BoJ's Harada speech			
	07:00:00	US	Fed's Bullard speech			
	10:00:00	SA	Consumer Price Index (YoY)	Apr '19	4.50%	4.60%
	10:00:00	SA	Consumer Price Index (MoM)	Apr '19	0.80%	0.80%
	10:30:00	UK	Retail Price Index (MoM)	Apr '19	0%	
	10:30:00	UK	Retail Price Index (YoY)	Apr '19	2.40%	2.60%
	10:30:00	UK	PPI Core Output (YoY) n.s.a	Apr '19	2.20%	
	10:30:00	UK	Producer Price Index - Input (YoY) n.s.a	Apr '19	3.70%	3.90%
	10:30:00	UK	Producer Price Index - Input (MoM) n.s.a	Apr '19	-0.20%	0.30%
	10:30:00	UK	Producer Price Index - Output (YoY) n.s.a	Apr '19	0.30%	
	10:30:00	UK	Producer Price Index - Output (MoM) n.s.a	Apr '19	2.40%	
	10:30:00	UK	PPI Core Output (MoM) n.s.a	Apr '19	2.40%	
	10:30:00	UK	Core Consumer Price Index (YoY)	Apr '19	1.80%	
	10:30:00	UK	Consumer Price Index (YoY)	Apr '19	1.90%	2%
	10:30:00	UK	Consumer Price Index (MoM)	Apr '19	0.20%	0.30%
	10:30:00	UK	Public Sector Net Borrowing		0.84B	
	13:00:00	US	MBA Mortgage Applications	Apr '19	-0.60%	
	16:30:00	US	EIA Crude Oil Stocks Change		5.431M	
	20:00:00	US	FOMC Minutes			
	01:50:00	Japan	Foreign Investment in Japan Stocks		282.5B	
	01:50:00	Japan	Foreign Bond Investment		20.8B	
23-May-19	02:30:00	Japan	Nikkei Manufacturing PMI		50.2	
	08:00:00	Germany	Gross Domestic Product (QoQ)	Q2 (Flash)	0.40%	0.40%
	08:00:00	Germany	Gross Domestic Product w.d.a (YoY)	Q2 (Flash)	0.70%	
	08:00:00	Germany	Gross Domestic Product (YoY)	Q2 (Flash)	0.60%	0.70%
	09:30:00	Germany	Markit Manufacturing PMI	Apr '19	44.4	
	09:30:00	Germany	Markit Services PMI	Apr '19	55.7	55.1
	09:30:00	Germany	Markit PMI Composite	Apr '19	52.2	51.7
	10:00:00	Germany	Ifo - Expectations	Apr '19	95.2	
	10:00:00	Germany	Ifo - Business Climate	Apr '19	99.2	99.5
	10:00:00	Germany	Ifo - Current Assessment	Apr '19	103.3	
	10:00:00	EU	Markit Services PMI	Apr '19	52.8	53.2
	10:00:00	EU	Markit Manufacturing PMI	Apr '19	52.9	
	10:00:00	EU	Markit PMI Composite	Apr '19	51.5	51.8
	14:30:00	US	Continuing Jobless Claims		1.66M	
	14:30:00	US	Initial Jobless Claims		212K	
	15:00:00	SA	SARB Interest Rate Decision	May '19	6.75%	6.75%
	15:45:00	US	Markit Manufacturing PMI	Apr '19	52.6	
	15:45:00	US	Markit PMI Composite	Apr '19	53	
	15:45:00	US	Markit Services PMI	Apr '19	53	
	16:00:00	US	New Home Sales (MoM)	Apr '19	0.62M	0.67M
	16:00:00	US	New Home Sales Change (MoM)	Apr '19	4.50%	
	16:30:00	US	EIA Natural Gas Storage Change		106B	
	17:00:00	US	Kansas Fed Manufacturing Activity		12	
	17:30:00	US	4-Week Bill Auction		2.37%	
	01:30:00	Japan	National CPI ex-Fresh Food (YoY)	Apr '19	0.80%	0.70%
	01:30:00	Japan	National CPI ex-Food, Energy (YoY)	Apr '19	0.40%	
	01:30:00	Japan	National Consumer Price Index (YoY)	Apr '19	0.50%	0.30%
24-May-19	06:30:00	Japan	All Industry Activity Index (MoM)		-0.20%	
	10:30:00	UK	Retail Sales ex-Fuel (YoY)		6.20%	
	10:30:00	UK	Retail Sales (YoY)	Apr '19	6.70%	4.10%
	10:30:00	UK	Retail Sales ex-Fuel (MoM)	Apr '19	1.20%	
	10:30:00	UK	Retail Sales (MoM)	Apr '19	1.10%	-0.60%
	10:30:00	UK	BBA Mortgage Approvals	Apr '19	39.98K	
	12:00:00	UK	CBI Distributive Trades Survey - Realized (MoM)		1.3%	
	14:30:00	US	Durable Goods Orders ex Transportation	Apr '19	0.40%	
	14:30:00	US	Durable Goods Orders	Apr '19	2.70%	-1.80%
	14:30:00	US	Nondefense Capital Goods Orders ex Aircraft	Apr '19	1.30%	
	14:30:00	US	Durable Goods Orders ex Defense	Apr '19	2.30%	
	19:00:00	US	Baker Hughes US Oil Rig Count			

Major Central Banks Rate Decisions			
Central Bank	Next Meeting	Last Change	Current Interest Rate
European Central Bank	06-Jun-19	10-Mar-16	0.00%
Bank of Japan	20-Jun-19	29-Jan-16	-0.10%
Bank of England	20-Jun-19	02-Aug-18	0.75%
Federal Reserve	19-Jun-18	19-Dec-18	2.50%
SARB	23-May-19	22-Nov-18	6.75%