



SA MONEY MARKET REPORT

18 December 2020

THE PREVIOUS WEEK IN REVIEW

1. MONEY MARKET INTEREST RATES

SPOT RATES	04-Dec	11-Dec	18-Dec	Change
Repo Rate	3.50%	3.50%	3.50%	0.00%
Treasury Bill 91 days(D)	3.73%	3.75%	3.76%	0.01%
Treasury Bill 91 days(Y)	3.77%	3.79%	3.79%	0.00%
Treasury Bill 182days(D)	3.85%	3.94%	3.95%	0.01%
Treasury Bill 182days(Y)	3.93%	4.02%	4.03%	0.01%
Treasury Bill 273days(D)	4.15%	4.29%	4.33%	0.04%
Treasury Bill 273days(Y)	4.29%	4.43%	4.48%	0.05%
Treasury Bill 364days(Y)	4.31%	4.40%	4.49%	0.09%
3 Month NCD	3.48%	3.53%	3.58%	0.05%
6 Month NCD	3.75%	3.80%	3.85%	0.05%
9 Month NCD	3.93%	3.95%	3.98%	0.03%
12 Month NCD	4.08%	4.10%	4.15%	0.05%
18 Month NCD (YTM)	4.20%	4.20%	4.18%	-0.02%
24 Month NCD (YTM)	4.48%	4.49%	4.42%	-0.07%
36 Month NCD (YTM)	4.99%	4.95%	4.87%	-0.08%
R208 (YTM)	3.54%	3.59%	3.56%	-0.025%

MONEY MARKET RATES (NACQ)	04-Dec	11-Dec	18-Dec	Change
3 Month NCD	3.48%	3.53%	3.58%	0.05%
6 Month NCD	3.70%	3.75%	3.80%	0.05%
9 Month NCD	3.87%	3.89%	3.92%	0.02%
12 Month NCD	4.01%	4.04%	4.09%	0.05%
18 Month NCD	4.14%	4.14%	4.12%	-0.02%
24 Month NCD	4.41%	4.42%	4.35%	-0.07%
36 Month NCD	4.90%	4.86%	4.78%	-0.08%
R 208	3.54%	3.56%	3.56%	0.000%

MONEY MARKET LIQUIDITY	04-Dec	11-Dec	18-Dec	Change
Shortage (Rm)	37150	28650	29650	1000
Notes (Rm)	174518	170916	173103	2187
Reverse Repo (Rm)	0	0	0	0
Debentures (Rm)	950	2802	755	-2047
Liquidity Requirements (Rm)	23717	21010	21415	405

2. JIBAR RATES (Nominal Terms)

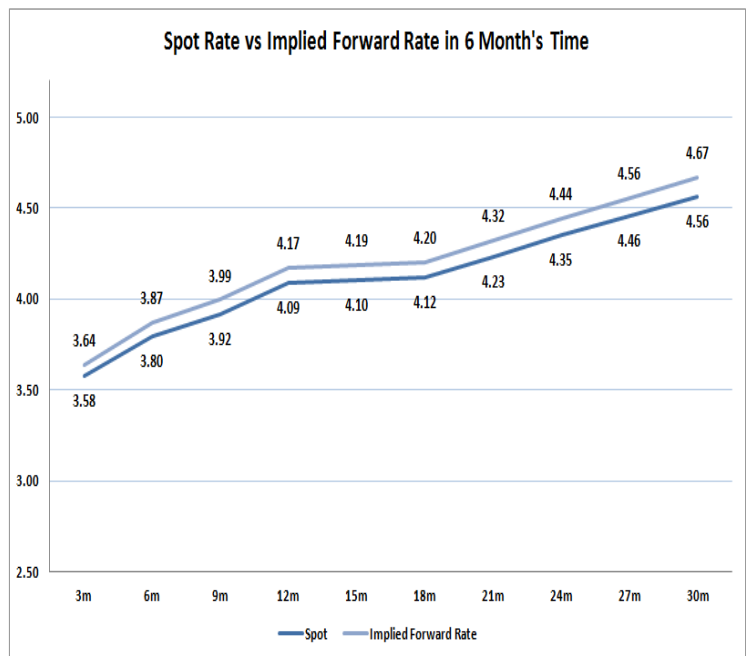
JIBAR (Nominal Terms)	04-Dec	11-Dec	18-Dec	Change
1 Month	3.43%	3.45%	3.48%	0.03%
3 Month	3.52%	3.57%	3.62%	0.05%
6 Month	3.75%	3.86%	3.91%	0.05%
9 Month	3.90%	4.01%	4.03%	0.02%
12 Month	4.08%	4.17%	4.20%	0.03%

3. CURRENT AND FUTURE YIELD CURVES (NACQ)

In the graph below the implied forward rates in six months' time are plotted opposite the current spot rates for the corresponding number of months. The implied forward rates are derived from a break-even calculation approach.

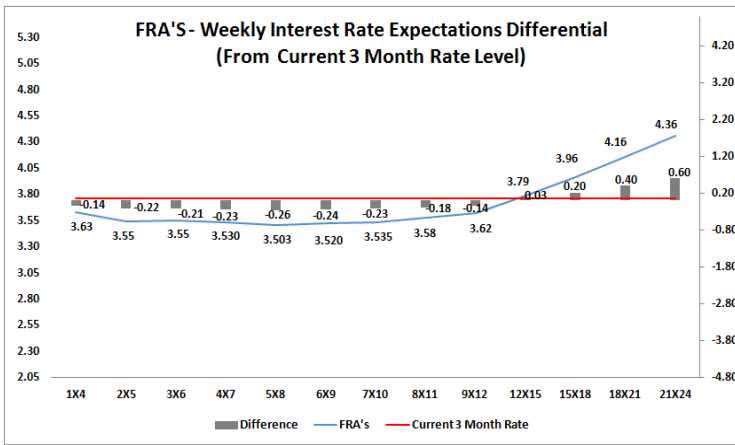
The rates represented in the line graphs below are in NACQ terms.

According to the break-even (forward/forward) calculation, the 12 and 18-month interest rates will be 4.17% and 4.20% respectively in six months time.



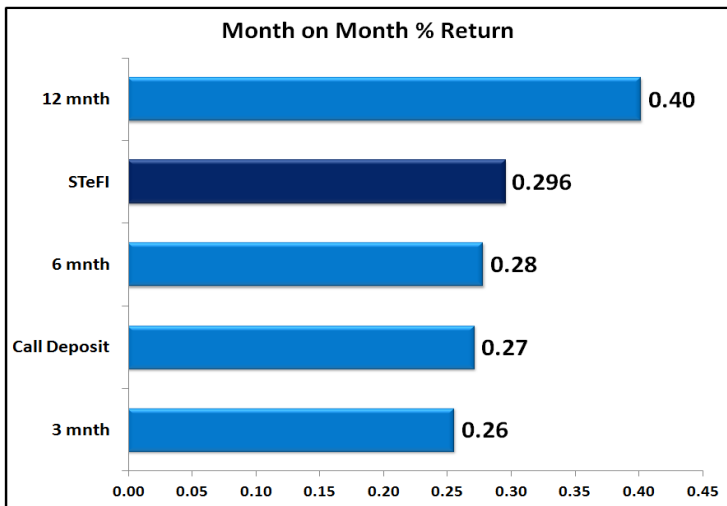
4. FRA RATES (NACQ)

FRA's	04-Dec	11-Dec	18-Dec	Change
1x4	3.60%	3.63%	3.63%	0.00%
3x6	3.55%	3.60%	3.55%	-0.05%
6x9	3.57%	3.63%	3.52%	-0.11%
9x12	3.66%	3.72%	3.62%	-0.10%
12x15	3.78%	3.87%	3.79%	-0.08%
15x18	3.95%	4.02%	3.96%	-0.06%
18x21	4.14%	4.21%	4.16%	-0.05%
21x24	4.34%	4.40%	4.36%	-0.04%
24x27	4.53%	4.59%	4.56%	-0.03%
27x30	4.73%	4.78%	4.76%	-0.02%

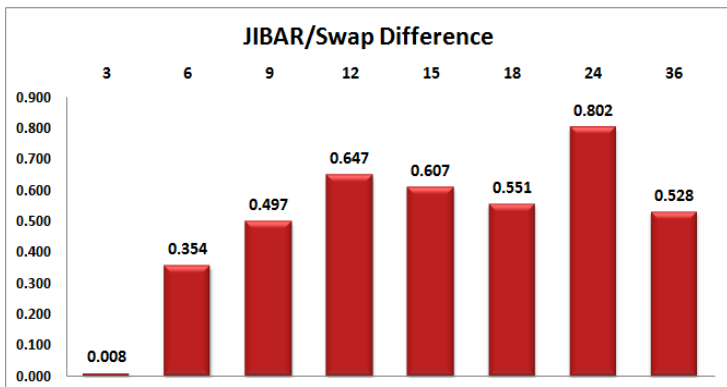
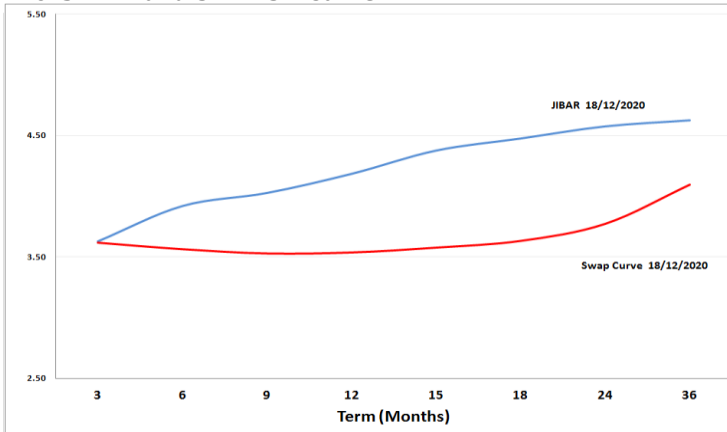


5. MONEY MARKET PERFORMANCE

STeFI (Month on Month) gained 0.296% with the best return 0.40% in the 12-Month area.



6. JIBAR and SWAPS - Curve



7. SARB AND NATIONAL TREASURY OPERATIONS

SARB DEBENTURES			
	Received	Allotted	Av. Rate
7 Days	505	505	3.460%
14 Days	0	0	0.000%
28 Days	0	0	0.000%
56 Days	0	0	0.000%
LONG TERM REVERSE REPO			
14 Days			
	Allotted	Av. Rate	
56 Days			
	Allotted	Av. Rate	
TREASURY BILLS			
	Received	Allotted	Av. Rate
91 Days	R3145m	R1400m	3.79%
182 Days	R1332m	R1007m	4.03%
273 Days	R6604m	R4040m	4.48%

8. THE WEEK AHEAD

Date	Time	Country	Event	Month	Previous	Consensus	Forecast
21-Dec-20	03:30:00	China	Loan Prime Rate 1Y		3.85%		3.85%
	03:30:00	China	Loan Prime Rate 5Y Final		4.65%		4.65%
	13:00:00	UK	CBI Distributive Trades DEC		-25		-4
	15:30:00	US	Chicago Fed National Activity Index	Nov'20	0.83		0.4
	17:00:00	EU	Consumer Confidence Flash DEC		-17.6	-18.3	-18
	18:30:00	US	3-Month Bill Auction		0.08%		
	18:30:00	US	6-Month Bill Auction		0.09%		
	20:00:00	US	20-Year Bond Auction		1.42%		
22-Dec-20	09:00:00	Germany	GfK Consumer Confidence JAN		-6.7	-9.5	-8.8
	09:00:00	UK	Business Investment QoQ Final	Q3	-26.50%		8.80%
	09:00:00	UK	Business Investment YoY Final	Q3	-26.10%		-20.70%
	09:00:00	UK	Current Account	Q3	£-2.8B		£-8.7B
	09:00:00	UK	GDP Growth Rate QoQ Final	Q3	-19.80%	15.50%	15.50%
	09:00:00	UK	GDP Growth Rate YoY Final	Q3	-21.50%	-9.60%	-9.60%
	09:00:00	UK	Public Sector Net Borrowing	Nov'20	£-22.3B		£-25.6B
	15:30:00	US	GDP Price Index QoQ Final	Q3	-1.40%		3.30%
	15:30:00	US	Corporate Profits QoQ Final	Q3	-10.70%		27.50%
	15:30:00	US	GDP Growth Rate QoQ Final	Q3	-31.40%	33.10%	33.10%
	15:30:00	US	PCE Prices QoQ Final	Q3	-1.60%		3.70%
	15:30:00	US	Core PCE Prices QoQ Final	Q3	-0.80%		3.50%
	15:55:00	US	Redbook MoM 19/DEC		-2.20%		
	15:55:00	US	Redbook YoY 19/DEC		2.50%		
	17:00:00	US	Existing Home Sales MoM	Nov'20	4.30%		1.40%
	17:00:00	US	Existing Home Sales	Nov'20	6.85M	6.62M	6.95M
	17:00:00	US	Richmond Fed Manufacturing Index DEC		15		11
	20:00:00	US	5-Year TIPS Auction		-1.32%		
	23:30:00	US	API Crude Oil Stock Change 18/DEC		1.973M		
23-Dec-20	01:50:00	Japan	BoJ Monetary Policy Meeting Minutes				
	07:00:00	Japan	Coincident Index Final OCT		84.8	89.7	89.7
	07:00:00	Japan	Leading Economic Index Final OCT		93.3	93.8	93.8
	11:00:00	UK	Car Production YoY	Nov'20	-18.20%		-27.10%
	14:00:00	US	MBA 30-Year Mortgage Rate 18/DEC		2.85%		
	14:00:00	US	MBA Mortgage Applications 18/DEC		1.10%		
	15:30:00	US	Personal Income MoM	Nov'20	-0.70%	-0.30%	-0.40%
	15:30:00	US	Personal Spending MoM	Nov'20	0.50%	0.30%	0.20%
	15:30:00	US	PCE Price Index YoY	Nov'20	1.20%		1.30%
	15:30:00	US	PCE Price Index MoM	Nov'20	0.00%		0.20%
	15:30:00	US	Core PCE Price Index YoY	Nov'20	1.40%		1.50%
	15:30:00	US	Core PCE Price Index MoM	Nov'20	0.00%		0.10%
	16:00:00	US	House Price Index MoM OCT		1.70%		1.20%
	16:00:00	US	House Price Index YoY OCT		9.10%		9.50%
	17:00:00	US	New Home Sales MoM	Nov'20	-0.30%	1.50%	
	17:00:00	US	New Home Sales	Nov'20	0.999M	0.988M	1.01M
	17:00:00	US	Michigan Consumer Expectations Final DEC		70.5	74.7	74.7
	17:00:00	US	Michigan 5 Year Inflation Expectations Final DEC		2.50%	2.50%	2.50%
	17:00:00	US	Michigan Consumer Sentiment Final DEC		76.9	79	81.3
	17:00:00	US	Michigan Inflation Expectations Final DEC		2.80%	2.30%	2.30%
	17:00:00	US	Michigan Current Conditions Final DEC		87	91.8	91.8
	17:30:00	US	EIA Crude Oil Stocks Change 18/DEC		-3.135M		
	17:30:00	US	EIA Gasoline Stocks Change 18/DEC		1.02M		
	17:30:00	US	EIA Cushing Crude Oil Stocks Change 18/DEC		0.198M		
	17:30:00	US	EIA Distillate Stocks Change 18/DEC		0.167M		
	17:30:00	US	EIA Heating Oil Stocks Change 18/DEC		-0.706M		
	17:30:00	US	EIA Distillate Fuel Production Change 18/DEC		-0.067M		
	17:30:00	US	EIA Gasoline Production Change 18/DEC		0.182M		
	17:30:00	US	EIA Crude Oil Imports Change 18/DEC		-1.848M		
	17:30:00	US	EIA Refinery Crude Runs Change 18/DEC		-0.253M		
	20:00:00	US	2-Year FRN Auction		0.05%		
	20:00:00	US	Baker Hughes Total Rig Count 23/DEC				
	20:00:00	US	Baker Hughes Oil Rig Count 23/DEC				
24-Dec-20	01:50:00	Japan	Foreign Bond Investment 19/DEC		¥770.4B		
	01:50:00	Japan	Stock Investment by Foreigners 19/DEC		¥159.9B		
	15:30:00	US	Durable Goods Orders MoM		1.30%	0.70%	0.60%
	15:30:00	US	Durable Goods Orders ex Transp MoM	Nov'20	1.30%	0.60%	0.40%
	15:30:00	US	Initial Jobless Claims 19/DEC		885K		825K
	15:30:00	US	Jobless Claims 4-Week Average 19/DEC		812.5K		783.5K
	15:30:00	US	Durable Goods Orders ex Defense MoM	Nov'20	0.20%		0.10%
	15:30:00	US	Continuing Jobless Claims 12/DEC		5508K		5190K
	17:30:00	US	EIA Natural Gas Stocks Change 18/DEC		-1.22Bcf		
	18:30:00	US	4-Week Bill Auction				
	18:30:00	US	8-Week Bill Auction				
25-Dec-20	01:30:00	Japan	Unemployment Rate		3.10%	3.10%	3.20%
	01:30:00	Japan	Tokyo Core CPI YoY DEC		-0.70%		-0.60%
	01:30:00	Japan	Jobs/applications ratio	Nov'20	104.00%	104.00%	101.00%
	01:30:00	Japan	Tokyo CPI YoY DEC		-0.70%		-0.60%
	01:50:00	Japan	Retail Sales YoY	Nov'20	6.40%	1.70%	7.00%
	01:50:00	Japan	Retail Sales MoM	Nov'20	0.40%		1.80%
	07:00:00	Japan	Housing Starts YoY	Nov'20	-8.30%	-4.90%	-4.00%
	07:00:00	Japan	Construction Orders YoY	Nov'20	-0.10%		2.00%
	18:30:00	US	8-Week Bill Auction		0.08%		

Major Central Banks Rate Decisions			
Central Bank	Next Meeting	Last Change	Current Interest Rate
European Central Bank	21-Jan-21	10-Mar-16	0.00%
Bank of Japan	27-Jan-21	29-Jan-16	-0.10%
Bank of England	04-Feb-21	19-Mar-20	0.10%
Federal Reserve	21-Jan-21	15-Mar-20	0.25%
SARB	14-Jan-21	21-May-20	3.50%