



SA MONEY MARKET REPORT

21 December 2018

THE PREVIOUS WEEK IN REVIEW

1. MONEY MARKET INTEREST RATES

SPOT RATES	07-Dec	14-Dec	21-Dec	Change
Repo Rate	6.75%	6.75%	6.75%	0.00%
Treasury Bill 91 days(D)	7.44%	7.48%	7.60%	0.12%
Treasury Bill 91 days(Y)	7.58%	7.62%	7.75%	0.13%
Treasury Bill 182days(D)	7.63%	7.69%	7.74%	0.05%
Treasury Bill 182days(Y)	7.93%	7.99%	8.05%	0.06%
Treasury Bill 273days(D)	7.65%	7.73%	7.80%	0.07%
Treasury Bill 273days(Y)	8.12%	8.21%	8.28%	0.07%
Treasury Bill 364days(Y)	8.24%	8.34%	8.44%	0.10%
3 Month NCD	7.10%	7.10%	7.10%	0.00%
6 Month NCD	7.68%	7.68%	7.68%	0.00%
9 Month NCD	7.98%	8.00%	7.95%	-0.05%
12 Month NCD	8.30%	8.33%	8.30%	-0.02%
18 Month NCD (YTM)	8.25%	8.27%	8.20%	-0.07%
24 Month NCD (YTM)	8.35%	8.39%	8.30%	-0.10%
36 Month NCD (YTM)	8.56%	8.62%	8.48%	-0.14%
R204 (YTM)	6.20%	6.21%	6.18%	-0.030%

MONEY MARKET RATES (NACQ)	07-Dec	14-Dec	21-Dec	Change
3 Month NCD	6.92%	6.92%	6.92%	0.00%
6 Month NCD	7.46%	7.46%	7.46%	0.00%
9 Month NCD	7.75%	7.77%	7.72%	-0.05%
12 Month NCD	8.05%	8.08%	8.05%	-0.02%
18 Month NCD	8.00%	8.03%	7.96%	-0.07%
24 Month NCD	8.10%	8.14%	8.05%	-0.09%
36 Month NCD	8.30%	8.35%	8.22%	-0.13%
R 204	6.20%	6.21%	6.18%	-0.030%

MONEY MARKET LIQUIDITY	07-Dec	14-Dec	21-Dec	Change
Shortage (Rm)	56000	56000	56000	0
Notes (Rm)	163611	154306	157461	3155
Reverse Repo (Rm)	0	0	0	0
Debentures (Rm)	509	157	157	0
Liquidity Requirements (Rm)	56749	58223	54023	-4200

2. JIBAR RATES (Nominal Terms)

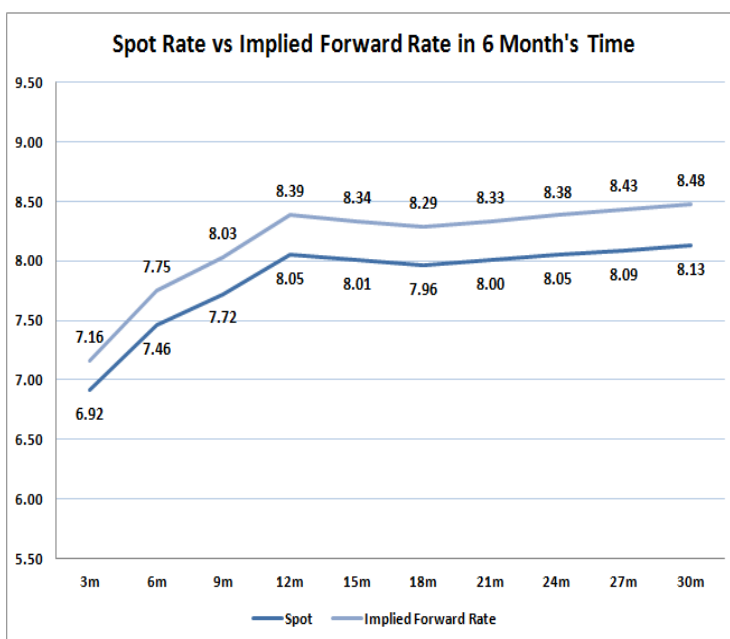
JIBAR (Nominal Terms)	07-Dec	14-Dec	21-Dec	Change
1 Month	6.94%	6.94%	6.94%	0.00%
3 Month	7.15%	7.15%	7.15%	0.00%
6 Month	7.75%	7.75%	7.75%	0.00%
9 Month	8.03%	8.03%	8.04%	0.01%
12 Month	8.35%	8.38%	8.38%	0.01%

3. CURRENT AND FUTURE YIELD CURVES (NACQ)

In the graph below the implied forward rates in six months' time are plotted opposite the current spot rates for the corresponding number of months. The implied forward rates are derived from a break-even calculation approach.

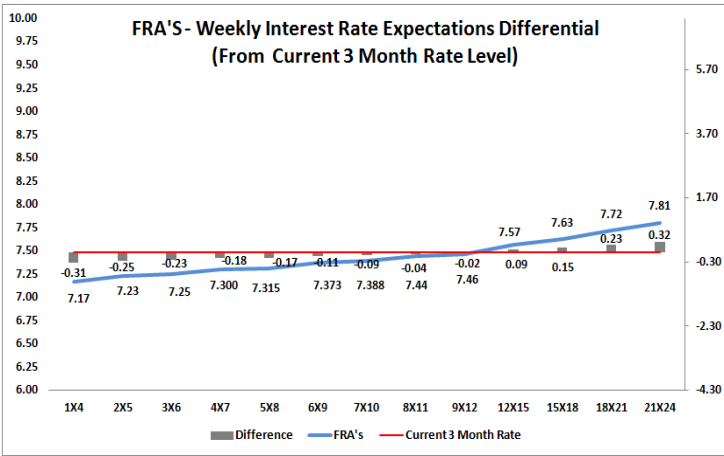
The rates represented in the line graphs below are in NACQ terms.

According to the break-even (forward/forward) calculation, the 12 and 18-month interest rates will be 8.39% and 8.29% respectively in six months time.



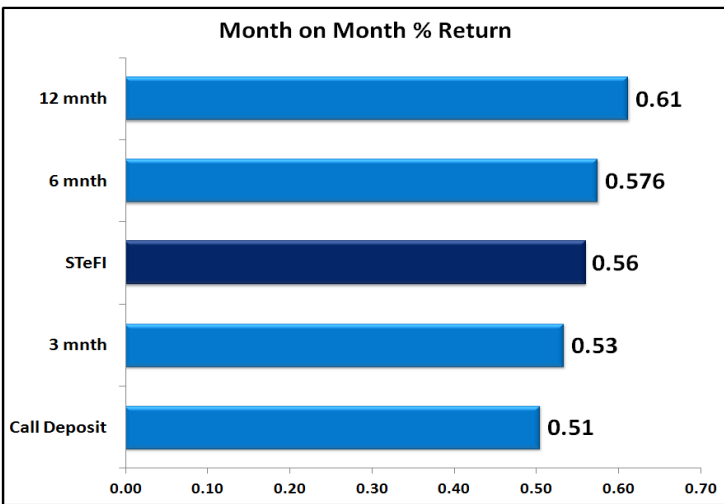
4. FRA RATES (NACQ)

FRA's	07-Dec	14-Dec	21-Dec	Change
1x4	7.16%	7.17%	7.20%	0.03%
3x6	7.22%	7.25%	7.22%	-0.03%
6x9	7.32%	7.37%	7.34%	-0.03%
9x12	7.39%	7.46%	7.41%	-0.05%
12x15	7.48%	7.57%	7.51%	-0.06%
15x18	7.53%	7.63%	7.57%	-0.05%
18x21	7.61%	7.72%	7.66%	-0.05%
21x24	7.68%	7.81%	7.75%	-0.05%
24x27	7.75%	7.90%	7.84%	-0.05%
27x30	7.82%	7.99%	7.93%	-0.05%

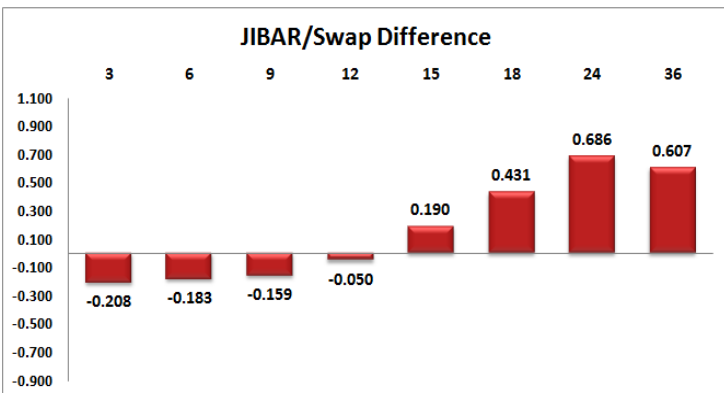
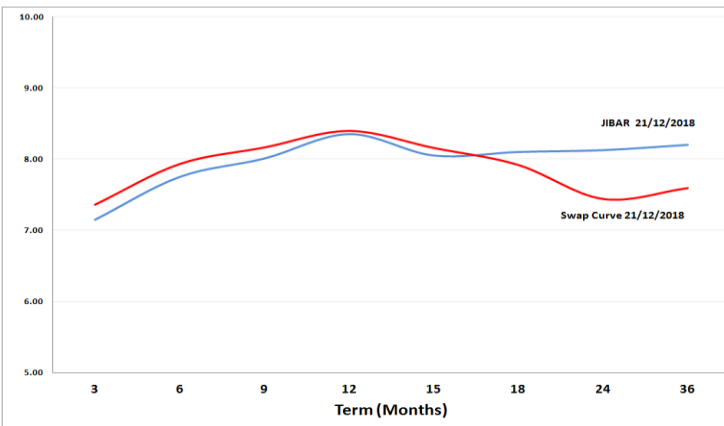


5. MONEY MARKET PERFORMANCE

STeFI (Month on Month) gained 0.56% with the best return 0.61% in the 12-Month area.



6. JIBAR and SWAPS - Curve



7. SARB AND NATIONAL TREASURY OPERATIONS

SARB DEBENTURES			
	Received	Allotted	Av. Rate
7 Days	0	0	0.000%
14 Days	0	0	0.000%
28 Days	0	0	0.000%
56 Days	0	0	0.000%
LONG TERM REVERSE REPO			
14Days			
	Allotted	Av. Rate	
56 Days			
	Allotted	Av. Rate	
TREASURY BILLS			
	Received	Allotted	Av. Rate
91 Days	R1287m	R1126m	7.75%
182 Days	R2938m	R1835m	8.05%
273 Days	R2793m	R2553m	8.28%

8. THE WEEK AHEAD

Date	Time	Country	Event	Month	Previous	Forecast
24-Dec-18	02:00:00	Japan	The Emperor's Birthday			
	15:30:00	US	Chicago Fed National Activity Index			0.24
	18:30:00	US	3-Month Bill Auction			2.38%
	18:30:00	US	6-Month Bill Auction			2.49%
	20:00:00	US	2-Year Note Auction			2.84%
	01:50:00	Japan	Corporate Service Price (YoY)			1.30%
25-Dec-18	02:00:00	UK	Christmas Day			
	02:00:00	SA	Christmas Day			
	02:00:00	Germany	Christmas Day			
	02:00:00	US	Christmas Day			
	07:00:00	Japan	Coincident Index		104.5	
	07:00:00	Japan	Leading Economic Index		100.5	100.5
	01:50:00	Japan	BoJ Monetary Policy Meeting Minutes			
26-Dec-18	02:00:00	UK	Boxing Day			
	02:00:00	Germany	Boxing Day			
	02:00:00	SA	Day Of Goodwill			
	15:55:00	US	Redbook index (YoY)		7.10%	
	15:55:00	US	Redbook index (MoM)		-0.30%	
	16:00:00	US	S&P/Case-Shiller Home Price Indices (YoY)		5.10%	5%
	17:00:00	US	Richmond Fed Manufacturing Index		14	
	20:00:00	US	5-Year Note Auction		2.88%	
	23:30:00	US	API Weekly Crude Oil Stock		3.45M	
27-Dec-18	07:00:00	Japan	Annualized Housing Starts	Nov'18	0.95M	
	07:00:00	Japan	Housing Starts (YoY)	Nov'18	0.30%	
	07:00:00	Japan	Construction Orders (YoY)	Nov'18	-16.50%	
	11:00:00	EU	Economic Bulletin			
	15:30:00	US	Initial Jobless Claims		214K	
	15:30:00	US	Continuing Jobless Claims		1.688M	
	17:00:00	US	Consumer Confidence	Nov'18		
	17:00:00	US	New Home Sales Change (MoM)	Nov'18	-8.90%	2%
	17:00:00	US	New Home Sales (MoM)	Nov'18	0.544M	0.555M
	20:00:00	US	7-Year Note Auction		2.97%	
	01:30:00	Japan	Tokyo CPI ex Fresh Food (YoY)	Nov'18	1%	1%
	01:30:00	Japan	Unemployment Rate	Nov'18	2.40%	%
	01:30:00	Japan	Jobs/applicants ratio	Nov'18	1.62	
	01:50:00	Japan	BOJ Summary of Opinions			
	01:50:00	Japan	Industrial Production (MoM)	Nov'18	2.90%	
	01:50:00	Japan	Industrial Production (YoY)	Nov'18	4.20%	
	01:50:00	Japan	Foreign investment in Japan stocks	Nov'18	-166.9B	
	01:50:00	Japan	Foreign bond investment	Nov'18	63.3B	
	01:50:00	Japan	Retail Trade (YoY)	Nov'18	3.50%	2.60%
	01:50:00	Japan	Retail Trade s.a (MoM)	Nov'18	1.20%	
	01:50:00	Japan	Large Retailers' Sales	Nov'18	-0.80%	
28-Dec-18	09:00:00	Germany	Import Price Index (YoY)		4.80%	3.60%
	09:00:00	Germany	Import Price Index (MoM)		1%	-0.50%
	09:00:00	UK	Manufacturing Production (MoM)	Nov'18	-0.90%	
	09:00:00	UK	Manufacturing Production (YoY)	Nov'18	-1%	
	10:30:00	UK	BBA Mortgage Approvals	Nov'18	39.697K	
	11:30:00	UK	Consumer Credit	Nov'18	0.894B	
	11:30:00	UK	Mortgage Approvals	Nov'18	67.086K	
	14:00:00	SA	Trade Balance (in Rands)		-5.55B	
	15:00:00	Germany	Consumer Price Index (YoY)	Nov'18	2.30%	2%
	15:00:00	Germany	Consumer Price Index (MoM)	Nov'18	0.10%	0.30%
	15:30:00	US	Wholesale Inventories		0.80%	
	15:30:00	US	Goods Trade Balance		-76.8B	
	16:45:00	US	Chicago Purchasing Managers' Index		66.4	63
	17:00:00	US	Pending Home Sales (YoY)	Nov'18	-6.70%	
	17:00:00	US	Pending Home Sales (MoM)	Nov'18	-2.60%	-0.50%
	17:30:00	US	EIA Natural Gas Storage change		-141B	
	18:00:00	US	EIA Crude Oil Stocks change		-0.497M	
	20:00:00	US	Baker Hughes US Oil Rig Count			

Major Central Banks Rate Decisions			
Central Bank	Next Meeting	Last Change	Current Interest Rate
European Central Bank	24-Jan-19	10-Mar-16	0.00%
Bank of Japan	23-Jan-19	29-Jan-16	-0.10%
Bank of England	07-Feb-19	02-Aug-18	0.75%
Federal Reserve	30-Jan-18	19-Dec-18	2.50%
SARB	17-Jan-19	22-Nov-18	6.75%