



## SA MONEY MARKET REPORT

23 November 2018

### THE PREVIOUS WEEK IN REVIEW

#### 1. MONEY MARKET INTEREST RATES

SPOT RATES	09-Nov	16-Nov	23-Nov	Change
Repo Rate	6.50%	6.50%	6.75%	0.25%
Treasury Bill 91 days(D)	7.27%	7.29%	7.45%	0.16%
Treasury Bill 91 days(Y)	7.41%	7.42%	7.59%	0.17%
Treasury Bill 182days(D)	7.52%	7.53%	7.62%	0.09%
Treasury Bill 182days(Y)	7.81%	7.83%	7.93%	0.10%
Treasury Bill 273days(D)	7.54%	7.55%	7.61%	0.06%
Treasury Bill 273days(Y)	7.99%	8.00%	8.07%	0.07%
Treasury Bill 364days(Y)	8.13%	8.14%	8.17%	0.03%
3 Month NCD	6.95%	6.98%	7.05%	0.08%
6 Month NCD	7.60%	7.60%	7.70%	0.10%
9 Month NCD	7.93%	7.93%	7.98%	0.05%
12 Month NCD	8.30%	8.28%	8.33%	0.05%
18 Month NCD (YTM)	8.28%	8.23%	8.23%	0.00%
24 Month NCD (YTM)	8.42%	8.37%	8.33%	-0.04%
36 Month NCD (YTM)	8.73%	8.65%	8.53%	-0.12%
R204 (YTM)	6.12%	6.16%	6.01%	-0.150%

MONEY MARKET RATES (NACQ)	09-Nov	16-Nov	23-Nov	Change
3 Month NCD	6.98%	6.98%	6.98%	0.00%
6 Month NCD	7.39%	7.39%	7.49%	0.09%
9 Month NCD	7.70%	7.70%	7.75%	0.05%
12 Month NCD	8.05%	8.03%	8.08%	0.05%
18 Month NCD	8.03%	7.99%	7.99%	0.00%
24 Month NCD	8.16%	8.11%	8.08%	-0.03%
36 Month NCD	8.46%	8.38%	8.27%	-0.11%
R 204	6.12%	6.16%	6.01%	-0.150%

MONEY MARKET LIQUIDITY	09-Nov	16-Nov	23-Nov	Change
Shortage (Rm)	56000	56000	56000	0
Notes (Rm)	143936	136595	143367	6772
Reverse Repo (Rm)	0	0	0	0
Debentures (Rm)	707	455	434	-21
Liquidity Requirements (Rm)	55784	56132	56252	120

#### 2. JIBAR RATES (Nominal Terms)

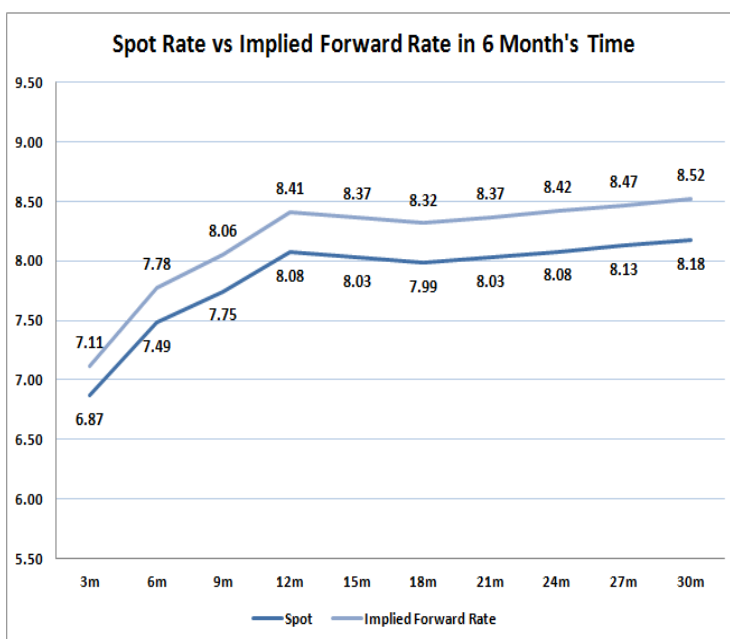
JIBAR (Nominal Terms)	09-Nov	16-Nov	23-Nov	Change
1 Month	6.79%	6.79%	6.80%	0.01%
3 Month	7.02%	7.02%	7.03%	0.01%
6 Month	7.67%	7.67%	7.67%	0.00%
9 Month	7.97%	7.98%	7.95%	-0.03%
12 Month	8.35%	8.35%	8.30%	-0.05%

#### 3. CURRENT AND FUTURE YIELD CURVES (NACQ)

In the graph below the implied forward rates in six months' time are plotted opposite the current spot rates for the corresponding number of months. The implied forward rates are derived from a break-even calculation approach.

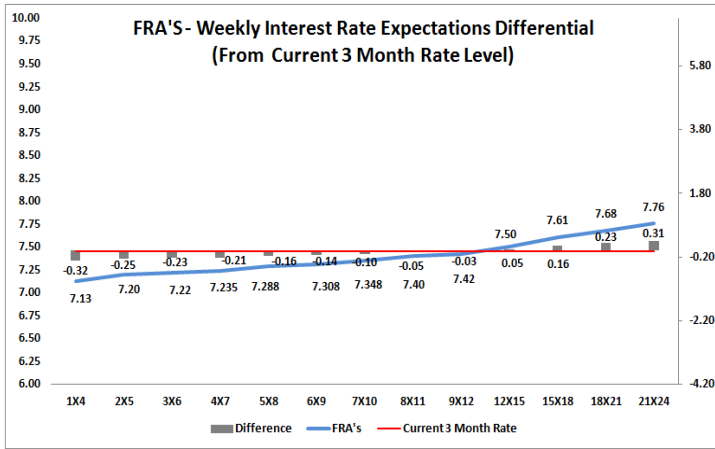
The rates represented in the line graphs below are in NACQ terms.

According to the break-even (forward/forward) calculation, the 12 and 18-month interest rates will be 8.41% and 8.32% respectively in six months time.



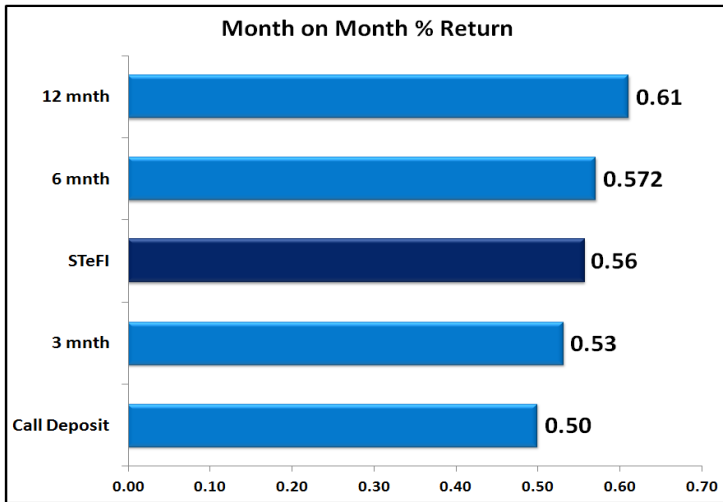
#### 4. FRA RATES (NACQ)

FRA's	09-Nov	16-Nov	23-Nov	Change
1x4	7.16%	7.16%	7.13%	-0.03%
3x6	7.25%	7.24%	7.22%	-0.02%
6x9	7.36%	7.34%	7.31%	-0.03%
9x12	7.51%	7.50%	7.42%	-0.08%
12x15	7.60%	7.59%	7.50%	-0.09%
15x18	7.71%	7.71%	7.61%	-0.10%
18x21	7.80%	7.79%	7.68%	-0.11%
21x24	7.89%	7.88%	7.76%	-0.13%
24x27	7.98%	7.97%	7.83%	-0.14%
27x30	8.07%	8.06%	7.90%	-0.16%

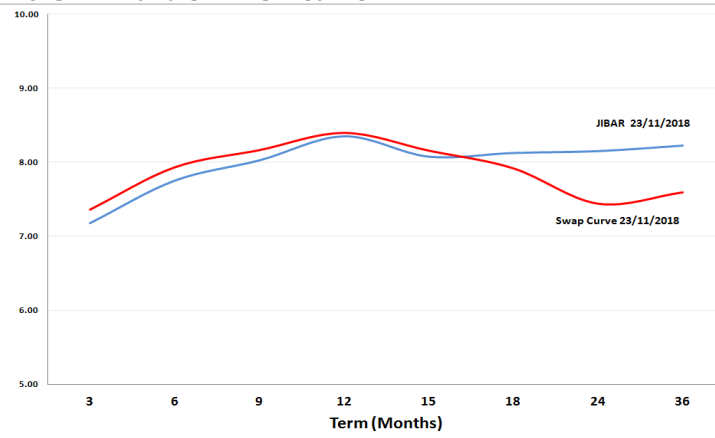


## 5. MONEY MARKET PERFORMANCE

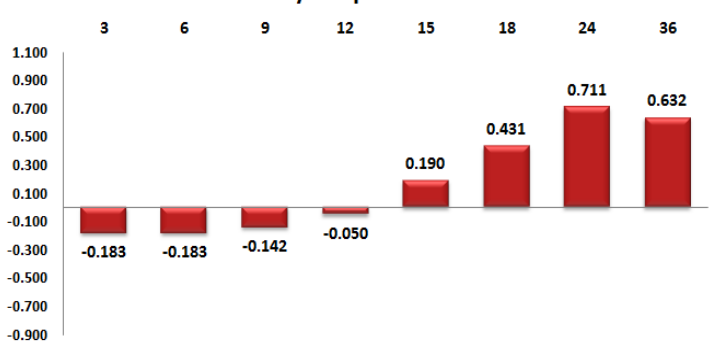
STeFI (Month on Month) gained 0.56% with the best return 0.61% in the 12-Month area.



## 6. JIBAR and SWAPS - Curve



### JIBAR/Swap Difference



## 7. SARB AND NATIONAL TREASURY OPERATIONS

SARB DEBENTURES			
	Received	Allotted	Av. Rate
7 Days	434	434	6.490%
14 Days	0	0	0.000%
28 Days	0	0	0.000%
56 Days	0	0	0.000%

LONG TERM REVERSE REPO			
14Days			
	Allotted	Av. Rate	

TREASURY BILLS			
	Received	Allotted	Av. Rate
91 Days	R3410m	R2800m	7.59%
182 Days	R3800m	R2525m	7.93%
273 Days	R4744m	R2595m	8.07%

## 8. THE WEEK AHEAD

Date	Time	Country	Event	Month	Previous	Forecast	
25-Nov-18	02:00:00	UK	EU Brexit Summit				
26-Nov-18	02:00:00	UK	EU Brexit Summit				
07:00:00	Japan	Coincident Index			114.6	114.6	
07:00:00	Japan	Leading Economic Index			103.9	103.9	
11:00:00	Germany	IFO - Business Climate			102.8		
11:00:00	Germany	IFO - Current Assessment			105.9		
11:00:00	Germany	IFO - Expectations			99.8		
11:30:00	UK	BBA Mortgage Approvals		Oct'18	38.505K		
15:30:00	US	Chicago Fed National Activity Index			0.17		
17:30:00	US	Dallas Fed Manufacturing Business Index			29.4		
18:30:00	US	3-Month Bill Auction			2.35%		
18:30:00	US	6-Month Bill Auction			2.46%		
20:00:00	US	2-Year Note Auction			2.88%		
01:50:00	Japan	Corporate Service Price (YoY)			1.30%		
27-Nov-18	09:00:00	Germany	Import Price Index (YoY)		4.40%	4.60%	
11:00:00	Germany	Import Price Index (MoM)		Oct'18	0.40%	0.60%	
11:00:00	UK	Bank Stress Test Results					
13:00:00	UK	CBI Distributive Trades Survey - Realized (MoM)			5%	20%	
15:55:00	US	Redbook index (YoY)		Nov'18	6.20%		
15:55:00	US	Redbook index (MoM)		Nov'18	0.20%	0.20%	
16:00:00	US	S&P/Case-Shiller Home Price Indices (YoY)			5.50%	5.30%	
16:00:00	US	Housing Price Index (MoM)		Sept'18	0.30%	0.20%	
18:30:00	US	4-Week Bill Auction			2.20%		
20:00:00	US	5-Year Note Auction			3.00%		
23:30:00	US	API Weekly Crude Oil Stock			-1.545M		
28-Nov-18	02:01:00	UK	BRC Shop Price Index (YoY)		-0.20%		
11:00:00	EU	M3 Money Supply (3m)		Oct'18	3.60%		
11:00:00	EU	Private loans (YoY)		Oct'18	3.10%		
11:00:00	EU	M3 Money Supply (YoY)		Oct'18	3.50%		
14:00:00	Germany	Gk Consumer Confidence Survey		Oct'18	10.6		
14:00:00	US	MBA Mortgage Applications		Nov'18	-0.10%	0.80%	
15:30:00	US	Gross Domestic Product Price Index		Q3	1.40%	1.50%	
15:30:00	US	Gross Domestic Product Annualized		Q3	3.50%	3.60%	
15:30:00	US	Wholesale Inventories		Oct'18	0.40%	0.40%	
15:30:00	US	Goods Trade Balance		Oct'18	-76.04B		
15:30:00	US	Personal Consumption Expenditures Prices (QoQ)		Oct'18	1.60%		
16:00:00	US	New Home Sales Change (MoM)		Oct'18	-5.50%	2.20%	
17:00:00	US	New Home Sales (MoM)		Oct'18	0.553M	0.578M	
17:00:00	US	Richmond Fed Manufacturing Index			15		
17:30:00	US	EIA Crude Oil Stocks change			4.851M		
01:50:00	Japan	Foreign investment in Japan stocks		Oct'18	-179.2B		
01:50:00	Japan	Foreign bond investment		Oct'18	-145.2B		
01:50:00	Japan	Retail Trade (YoY)		Oct'18	2.10%		
01:50:00	Japan	Retail Trade s.a (MoM)		Oct'18	-0.20%		
01:50:00	Japan	Large Retailers' Sales		Oct'18	0.40%		
29-Nov-18	08:00:00	SA	M3 Money Supply (YoY)		7%		
08:00:00	SA	Private Sector Credit		Oct'18	6.26%		
09:00:00	UK	Nationwide Housing Prices n.s.a (YoY)		Oct'18	1.60%		
10:55:00	Germany	Unemployment Change		Oct'18	-11K		
10:55:00	Germany	Unemployment Rate s.a.		Oct'18	5.10%		
11:30:00	SA	Producer Price Index (MoM)		Oct'18	0.50%	0.50%	
11:30:00	SA	Producer Price Index (YoY)		Oct'18	6.20%	6.10%	
11:30:00	UK	Consumer Credit		Oct'18	0.785B		
11:30:00	UK	Mortgage Approvals		Oct'18	65.269K	65.6K	
11:30:00	UK	M4 Money Supply (YoY)		Oct'18	0.90%		
12:00:00	EU	Industrial Confidence			3		
12:00:00	EU	Economic Sentiment Indicator			109.8		
12:00:00	EU	Business Climate			1.01		
12:00:00	EU	Services Sentiment			13.6		
12:00:00	EU	Consumer Confidence			-3.9		
15:00:00	Germany	Consumer Price Index (YoY)		Nov'18 (Prel)	2.50%	2.40%	
15:00:00	Germany	Consumer Price Index (MoM)		Nov'18 (Prel)	0.20%	0.10%	
15:30:00	US	Personal Spending		Oct'18	0.40%	0.40%	
15:30:00	US	Personal Income (MoM)		Oct'18	0.20%	0.40%	
15:30:00	US	Continuing Jobless Claims			1.668M		
15:30:00	US	Initial Jobless Claims			224K		
17:00:00	US	Pending Home Sales (MoM)		Oct'18	0.50%		
17:00:00	US	Pending Home Sales (YoY)		Oct'18	-1%	-1.40%	
17:30:00	US	EIA Natural Gas Storage change			-134B		
21:00:00	US	FOMC Minutes					
01:30:00	Japan	Tokyo Consumer Price Index (YoY)		Oct'18	1.50%		
01:30:00	Japan	Unemployment Rate		Oct'18	2.3	2.3	
01:30:00	Japan	Jobs/applicants ratio		Oct'18	1.64	1.65	
01:50:00	Japan	Industrial Production (YoY)		Oct'18	-2.50%		
01:50:00	Japan	Industrial Production (MoM)		Oct'18	-0.40%	-0.30%	
30-Nov-18	02:01:00	UK	Gk Consumer Confidence		Oct'18	-10	-10
03:00:00	China	NBS Manufacturing PMI		Oct'18	50.2	50.6	
07:00:00	Japan	Annualized Housing Starts			0.943M		
07:00:00	Japan	Construction Orders (YoY)			1%		
07:00:00	Japan	Housing Starts (YoY)			-1.50%	0.30%	
07:00:00	Japan	Consumer Confidence Index			43		
09:00:00	Germany	Retail Sales (YoY)		Oct'18	-2.60%	1.90%	
12:00:00	EU	Unemployment Rate		Oct'18	8.10%	8.10%	
12:00:00	EU	Consumer Price Index - Core (YoY)		Nov'18	1.10%	1.10%	
12:00:00	EU	Consumer Price Index (YoY)		Nov'18	2.20%	2.10%	
14:00:00	US	Trade Balance (in Rands)			-2.95B		
16:45:00	US	Chicago Purchasing Managers' Index			58.4	59	
20:00:00	US	Baker Hughes US Oil Rig Count			885		

### Major Central Banks Rate Decisions

Central Bank	Next Meeting	Last Change	Current Interest Rate
European Central Bank	13-Dec-18	10-Mar-16	0.00%
Bank of Japan	20-Dec-18	29-Jan-16	-0.10%
Bank of England	20-Dec-18	02-Aug-18	0.75%
Federal Reserve	19-Dec-18	26-Sep-18	2.25%
SARB	17-Jan-19	22-Nov-18	6.75%