



## SA MONEY MARKET REPORT

24 August 2018

### THE PREVIOUS WEEK IN REVIEW

#### 1. MONEY MARKET INTEREST RATES

SPOT RATES	10-Aug	17-Aug	24-Aug	Change
Repo Rate	6.50%	6.50%	6.50%	0.00%
Treasury Bill 91 days(D)	7.10%	7.17%	7.15%	-0.02%
Treasury Bill 91 days(Y)	7.23%	7.30%	7.28%	-0.02%
Treasury Bill 182days(D)	7.30%	7.38%	7.39%	0.01%
Treasury Bill 182days(Y)	7.58%	7.66%	7.67%	0.01%
Treasury Bill 273days(D)	7.36%	7.48%	7.45%	-0.03%
Treasury Bill 273days(Y)	7.79%	7.93%	7.89%	-0.04%
Treasury Bill 364days(Y)	7.92%	7.93%	7.95%	0.02%
3 Month NCD	6.90%	6.95%	6.95%	0.00%
6 Month NCD	7.48%	7.55%	7.55%	0.00%
9 Month NCD	7.70%	7.85%	7.83%	-0.03%
12 Month NCD	8.10%	8.30%	8.25%	-0.05%
18 Month NCD (YTM)	8.06%	8.33%	8.24%	-0.09%
24 Month NCD (YTM)	8.18%	8.47%	8.36%	-0.11%
36 Month NCD (YTM)	8.49%	8.76%	8.62%	-0.14%
R204 (YTM)	7.02%	7.04%	6.95%	-0.090%

MONEY MARKET RATES (NACQ)	10-Aug	17-Aug	24-Aug	Change
3 Month NCD	6.98%	6.98%	6.98%	0.00%
6 Month NCD	7.27%	7.35%	7.35%	0.00%
9 Month NCD	7.49%	7.63%	7.61%	-0.02%
12 Month NCD	7.86%	8.05%	8.01%	-0.05%
18 Month NCD	7.83%	8.08%	8.00%	-0.08%
24 Month NCD	7.94%	8.21%	8.11%	-0.10%
36 Month NCD	8.23%	8.49%	8.35%	-0.13%
R 204	7.02%	7.04%	6.95%	-0.090%

MONEY MARKET LIQUIDITY	10-Aug	17-Aug	24-Aug	Change
Shortage (Rm)	56000	56000	56000	0
Notes (Rm)	140508	131656	134097	2441
Reverse Repo (Rm)	0	0	0	0
Debentures (Rm)	84	0	0	0
Liquidity Requirements (Rm)	56683	56393	54873	-1520

#### 2. JIBAR RATES (Nominal Terms)

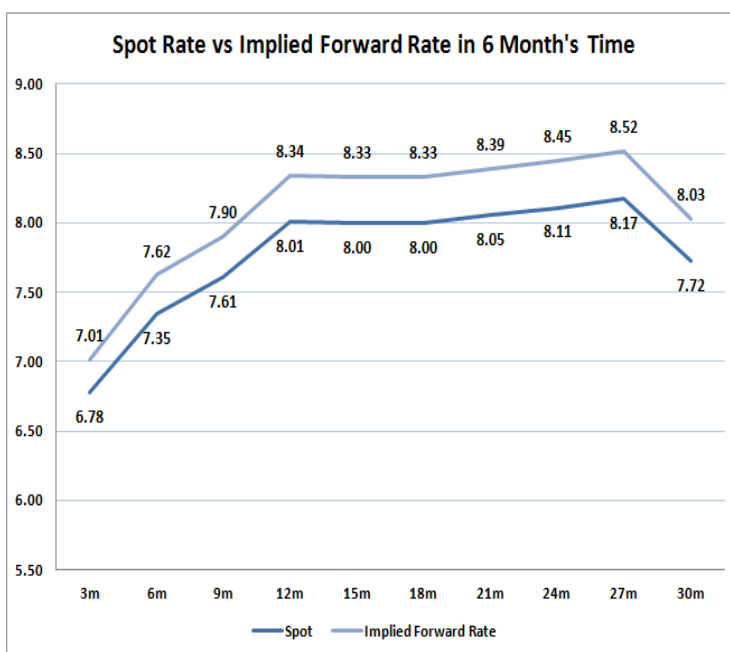
JIBAR (Nominal Terms)	10-Aug	17-Aug	24-Aug	Change
1 Month	6.73%	6.74%	6.75%	0.01%
3 Month	6.98%	7.01%	7.02%	0.01%
6 Month	7.53%	7.58%	7.63%	0.05%
9 Month	7.75%	7.88%	7.91%	0.03%
12 Month	8.13%	8.30%	8.35%	0.05%

#### 3. CURRENT AND FUTURE YIELD CURVES (NACQ)

In the graph below the implied forward rates in six months' time are plotted opposite the current spot rates for the corresponding number of months. The implied forward rates are derived from a break-even calculation approach.

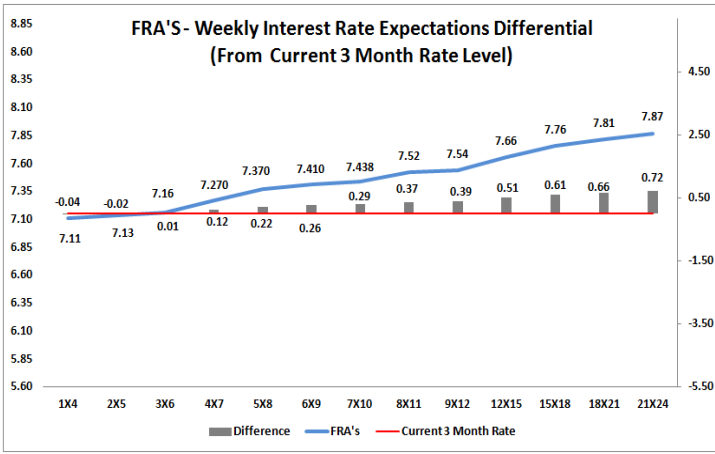
The rates represented in the line graphs below are in NACQ terms.

According to the break-even (forward/forward) calculation, the 12 and 18-month interest rates will be 8.34% and 8.33% respectively in six months time.



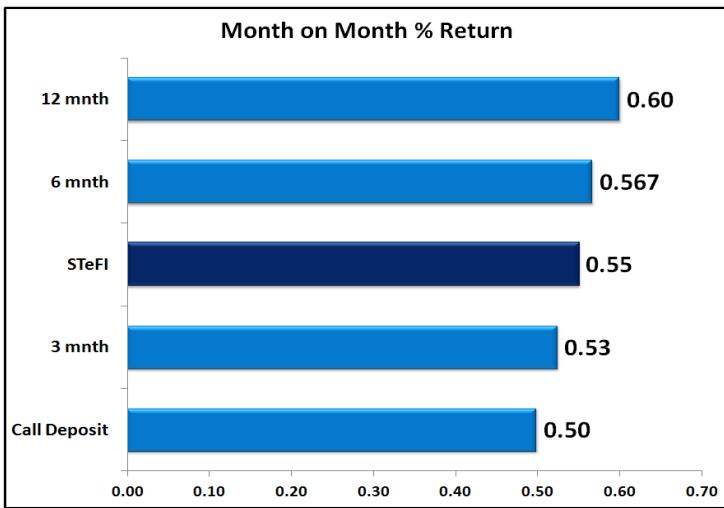
#### 4. FRA RATES (NACQ)

FRA's	10-Aug	17-Aug	24-Aug	Change
1x4	6.98%	7.03%	7.11%	0.08%
3x6	7.02%	7.16%	7.16%	0.00%
6x9	7.15%	7.40%	7.41%	0.01%
9x12	7.26%	7.54%	7.54%	0.00%
12x15	7.39%	7.69%	7.66%	-0.03%
15x18	7.44%	7.74%	7.76%	0.01%
18x21	7.52%	7.84%	7.81%	-0.03%
21x24	7.60%	7.95%	7.87%	-0.08%
24x27	7.68%	8.05%	7.93%	-0.12%
27x30	7.76%	8.15%	7.99%	-0.17%

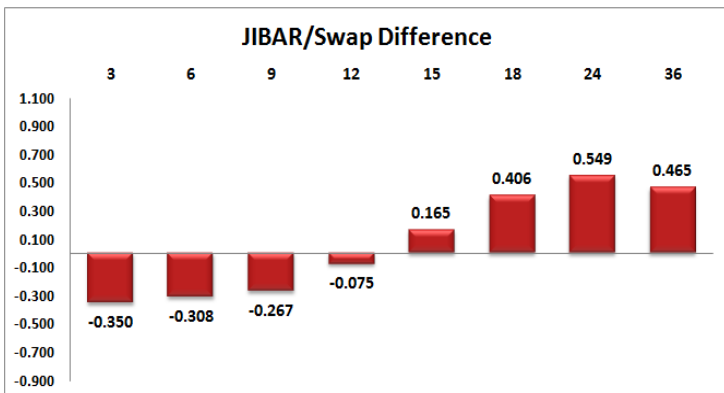
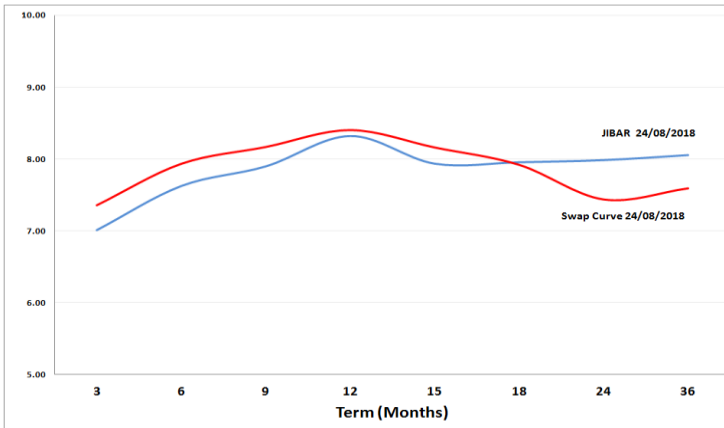


## 5. MONEY MARKET PERFORMANCE

STeFI (Month on Month) gained 0.55% with the best return 0.60% in the 12-Month area.



## 6. JIBAR and SWAPS - Curve



## 7. SARB AND NATIONAL TREASURY OPERATIONS

SARB DEBENTURES			
	Received	Allotted	Av. Rate
7 Days	25	25	6.490%
14 Days	0	0	0.000%
28 Days	0	0	0.000%
56 Days	0	0	0.000%

LONG TERM REVERSE REPO			
14Days			
	Allotted	Av. Rate	

56 Days			
	Allotted	Av. Rate	

TREASURY BILLS			
	Received	Allotted	Av. Rate
91 Days	R4394m	R1800m	7.28%
182 Days	R4329m	R2200m	7.67%
273 Days	R7193m	R2270m	7.89%

## 8. THE WEEK AHEAD

Date	Time	Country	Event	Month	Previous	Forecast
27-Aug-18	02:00:00	UK	Summer Bank Holiday			
	10:00:00	Germany	IFO - Business Climate		101.7	102
	14:30:00	US	Chicago Fed National Activity Index		0.43	0.13
	16:30:00	US	Dallas Fed Manufacturing Business Index		32.3	36.9
	17:30:00	US	3-Month Bill Auction		2.04%	
	17:30:00	US	6-Month Bill Auction		2.19%	
	19:00:00	US	2-Year Note Auction		2.66%	
28-Aug-18	08:00:00	Germany	Import Price Index (MoM)	Jul'18	0.50%	0.10%
	08:00:00	Germany	Import Price Index (YoY)	Jul'18	4.80%	5.30%
	10:00:00	EU	M3 Money Supply (YoY)	Jul'18	4.40%	4.40%
	10:00:00	EU	Private loans (YoY)	Jul'18	2.90%	
	10:00:00	EU	M3 Money Supply (3m)	Jul'18	4.10%	
	12:00:00	UK	Inflation Report Hearings			
	14:30:00	US	Wholesale Inventories		0.10%	-0.20%
	14:30:00	US	Goods Trade Balance		-68.33B	-70.82B
	14:55:00	US	Redbook index (YoY)		4.70%	
	14:55:00	US	Redbook index (MoM)		0.20%	
	15:00:00	US	S&P/Case-Shiller Home Price Indices (YoY)		6.50%	6.50%
	16:00:00	US	Richmond Fed Manufacturing Index		20	
	17:30:00	US	4-Week Bill Auction		1.91%	
	19:00:00	US	5-Year Note Auction		2.82%	
	22:30:00	US	API Weekly Crude Oil Stock		-5.17M	
29-Aug-18	07:00:00	Japan	Consumer Confidence Index	Aug'18	43.5	43.7
	08:00:00	Germany	Gfk Consumer Confidence Survey		10.6	10.7
	08:00:00	UK	Nationwide Housing Prices s.a (MoM)	Aug'18	0.60%	
	08:00:00	UK	Nationwide Housing Prices n.s.a (YoY)	Aug'18	2.50%	
	13:00:00	US	MBA Mortgage Applications	Aug'18	4.20%	
	14:30:00	US	Gross Domestic Product Price Index	Q2 (Rev)	3.20%	3.20%
	14:30:00	US	Gross Domestic Product Annualized	Q2 (Rev)	4.10%	4%
	14:30:00	US	Personal Consumption Expenditures Prices (QoQ)	Jul'18	1.80%	1.10%
	16:00:00	US	Pending Home Sales (YoY)	Jul'18	-2.50%	-6%
	16:00:00	US	Pending Home Sales (MoM)	Jul'18	0.90%	1.10%
	16:30:00	US	EIA Crude Oil Stocks change		-5.836M	0.461M
	19:00:00	US	7-Year Note Auction		2.93%	
	01:50:00	Japan	Foreign investment in Japan stocks	Aug'18	-510.6B	
	01:50:00	Japan	Foreign bond investment	Aug'18	-1929.4B	
	01:50:00	Japan	Retail Trade (YoY)	Jul'18	1.80%	-0.30%
	01:50:00	Japan	Retail Trade s.a (MoM)	Jul'18	1.50%	-0.30%
	01:50:00	Japan	Large Retailers' Sales	Aug'18	1.50%	-0.10%
30-Aug-18	08:00:00	SA	M3 Money Supply (YoY)	Jul'18	5.77%	5.90%
	08:00:00	SA	Private Sector Credit	Jul'18	5.68%	4.95%
	10:00:00	Germany	Unemployment Change	Jul'18	-6K	8K
	10:00:00	Germany	Unemployment Rate s.a.	Jul'18	5.20%	5.20%
	10:30:00	UK	Net Lending to Individuals (MoM)	Jul'18	5.4B	5.2B
	10:30:00	UK	Consumer Credit	Jul'18	1.567B	1.3B
	10:30:00	UK	Mortgage Approvals	Jul'18	65.619K	65.5K
	10:30:00	UK	M4 Money Supply (YoY)	Jul'18	1.70%	
	10:30:00	UK	M4 Money Supply (MoM)	Jul'18	-0.30%	0.40%
	11:00:00	EU	Industrial Confidence		5.8	5.9
	11:00:00	EU	Services Sentiment		15.3	15.2
	11:00:00	EU	Consumer Confidence		-1.9	-0.6
	11:00:00	EU	Economic Sentiment Indicator		112.1	112.2
	11:00:00	EU	Business Climate		1.29	1.25
	11:30:00	SA	Producer Price Index (MoM)	Jul'18	0.90%	0.40%
	11:30:00	SA	Producer Price Index (YoY)	Jul'18	5.90%	5.20%
	14:00:00	Germany	Consumer Price Index (MoM)	Aug'18	0.30%	0.10%
	14:00:00	Germany	Consumer Price Index (YoY)	Aug'18	2%	2%
	14:30:00	US	Personal Spending	Jul'18	0.40%	0.40%
	14:30:00	US	Personal Consumption Expenditures - Price Index	Jul'18	0.10%	0.10%
	14:30:00	US	Personal Consumption Expenditures - Price Index	Jul'18	2.20%	2.20%
	14:30:00	US	Personal Income (MoM)	Jul'18	0.40%	0.30%
	14:30:00	US	Continuing Jobless Claims		1.727M	1.766M
	14:30:00	US	Initial Jobless Claims		210K	213K
	16:30:00	US	EIA Natural Gas Storage change		48B	34B
	01:01:00	UK	Gfk Consumer Confidence		-10	-9
	01:30:00	Japan	Tokyo CPI ex Fresh Food (YoY)	Aug'18	0.80%	0.70%
	01:30:00	Japan	Tokyo Consumer Price Index (YoY)	Aug'18	0.90%	0.80%
	01:30:00	Japan	Tokyo CPI ex Food, Energy (YoY)	Aug'18	0.50%	0.50%
	01:30:00	Japan	Unemployment Rate	Jul'18	2.40%	2.30%
	01:30:00	Japan	Jobs/applicants ratio	Jul'18	1.62%	1.62%
	01:50:00	Japan	Industrial Production (YoY)		-0.90%	1%
	01:50:00	Japan	Industrial Production (MoM)		-1.80%	8.70%
31-Aug-18	03:00:00	China	Non-manufacturing PMI	Aug'18	54	54.8
	03:00:00	China	NBS Manufacturing PMI	Aug'18	51.2	51.3
	07:00:00	Japan	Housing Starts (YoY)	Jul'18	-7.10%	
	07:00:00	Japan	Construction Orders (YoY)	Jul'18	-6.50%	
	07:00:00	Japan	Annualized Housing Starts	Jul'18	0.915M	
	08:00:00	Germany	Retail Sales (YoY)	Jul'18	3%	
	08:00:00	Germany	Retail Sales (MoM)	Jul'18	1.20%	1%
	11:00:00	EU	Unemployment Rate	Jul'18	8.30%	8.20%
	11:00:00	EU	Consumer Price Index (YoY)	Aug'18	2.10%	2.1
	11:00:00	EU	Consumer Price Index (MoM)	Aug'18	-0.30%	
	14:00:00	SA	Trade Balance (in Rands)	Jul'18	12B	-5.6B
	15:45:00	US	Chicago Purchasing Managers' Index		65.5	63
	16:00:00	US	Michigan Consumer Sentiment Index		95.3	95.9

Major Central Banks Rate Decisions			
Central Bank	Next Meeting	Last Change	Current Interest Rate
European Central Bank	13-Sep-18	10-Mar-16	0.00%
Bank of Japan	19-Sep-18	29-Jan-16	-0.10%
Bank of England	13-Sep-18	02-Aug-18	0.75%
Federal Reserve	26-Sep-18	13-Jun-18	2.00%
SARB	20-Sep-18	28-Mar-18	6.50%