



## SA MONEY MARKET REPORT

25 May 2018

### THE PREVIOUS WEEK IN REVIEW

#### 1. MONEY MARKET INTEREST RATES

SPOT RATES	11-May	18-May	25-May	Change
Repo Rate	6.50%	6.50%	6.50%	0.00%
Treasury Bill 91 days(D)	7.00%	7.02%	7.03%	0.01%
Treasury Bill 91 days(Y)	7.12%	7.15%	7.15%	0.00%
Treasury Bill 182days(D)	7.07%	7.10%	7.11%	0.01%
Treasury Bill 182days(Y)	7.33%	7.36%	7.37%	0.01%
Treasury Bill 273days(D)	7.04%	7.07%	7.08%	0.01%
Treasury Bill 273days(Y)	7.43%	7.47%	7.47%	0.00%
Treasury Bill 364days(Y)	7.42%	7.47%	7.48%	0.01%
3 Month NCD	6.83%	6.83%	6.83%	0.00%
6 Month NCD	7.33%	7.33%	7.35%	0.03%
9 Month NCD	7.50%	7.50%	7.53%	0.03%
12 Month NCD	7.78%	7.78%	7.83%	0.05%
18 Month NCD (YTM)	7.67%	7.73%	7.76%	0.03%
24 Month NCD (YTM)	7.74%	7.82%	7.83%	0.01%
36 Month NCD (YTM)	8.00%	8.14%	8.08%	-0.06%
R204 (YTM)	6.90%	7.02%	6.88%	-0.140%

MONEY MARKET RATES (NACQ)	11-May	18-May	25-May	Change
3 Month NCD	6.98%	6.98%	6.98%	0.00%
6 Month NCD	7.13%	7.13%	7.16%	0.02%
9 Month NCD	7.30%	7.30%	7.32%	0.02%
12 Month NCD	7.56%	7.56%	7.61%	0.05%
18 Month NCD	7.46%	7.52%	7.54%	0.03%
24 Month NCD	7.52%	7.60%	7.61%	0.01%
36 Month NCD	7.77%	7.90%	7.85%	-0.06%
R 204	6.90%	7.02%	6.88%	-0.140%

MONEY MARKET LIQUIDITY	11-May	18-May	25-May	Change
Shortage (Rm)	56000	56000	56000	0
Notes (Rm)	135340	127981	133192	5211
Reverse Repo (Rm)	0	0	0	0
Debentures (Rm)	1060	154	260	106
Liquidity Requirements (Rm)	57338	54498	55154	656

#### 2. JIBAR RATES (Nominal Terms)

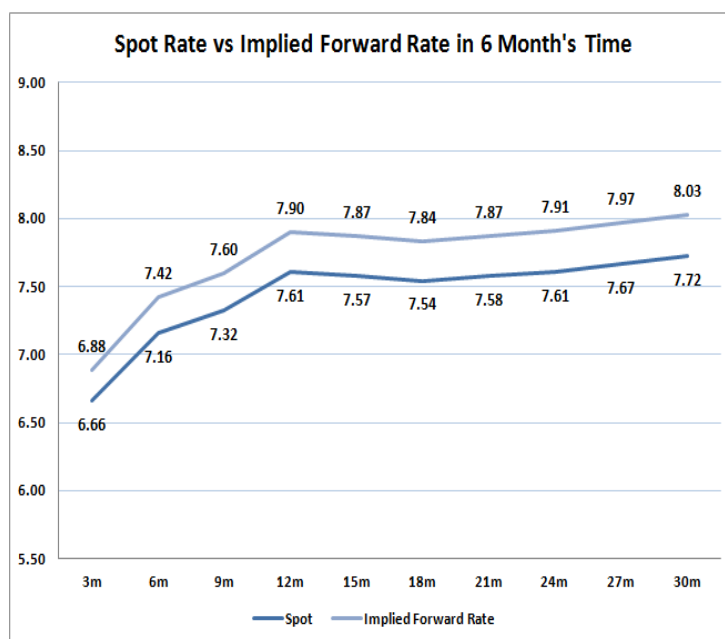
JIBAR (Nominal Terms)	11-May	18-May	25-May	Change
1 Month	6.68%	6.68%	6.68%	0.00%
3 Month	6.90%	6.90%	6.90%	0.00%
6 Month	7.40%	7.41%	7.42%	0.01%
9 Month	7.58%	7.58%	7.58%	0.00%
12 Month	7.87%	7.84%	7.88%	0.03%

#### 3. CURRENT AND FUTURE YIELD CURVES (NACQ)

In the graph below the implied forward rates in six months' time are plotted opposite the current spot rates for the corresponding number of months. The implied forward rates are derived from a break-even calculation approach.

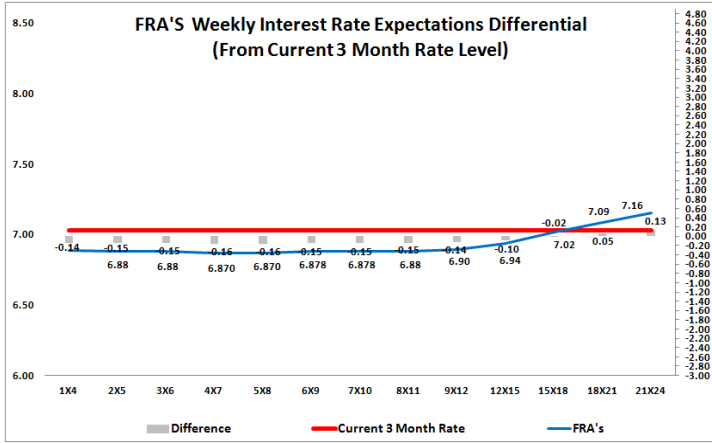
The rates represented in the line graphs below are in NACQ terms.

According to the break-even (forward/forward) calculation, the 12 and 18-month interest rates will be 7.90% and 7.84% respectively in six months time.



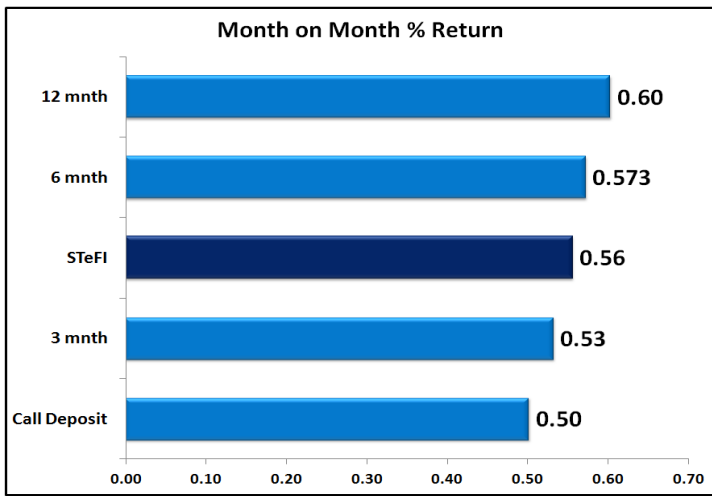
#### 4. FRA RATES (NACQ)

FRA's	11-May	18-May	25-May	Change
1x4	6.88%	6.88%	6.89%	0.01%
3x6	6.87%	6.86%	6.88%	0.02%
6x9	6.86%	6.84%	6.88%	0.04%
9x12	6.88%	6.86%	6.90%	0.04%
12x15	6.93%	6.90%	6.94%	0.03%
15x18	7.01%	6.98%	7.02%	0.03%
18x21	7.08%	7.05%	7.09%	0.04%
21x24	7.15%	7.12%	7.16%	0.04%
24x27	7.22%	7.18%	7.23%	0.04%
27x30	7.29%	7.25%	7.30%	0.04%

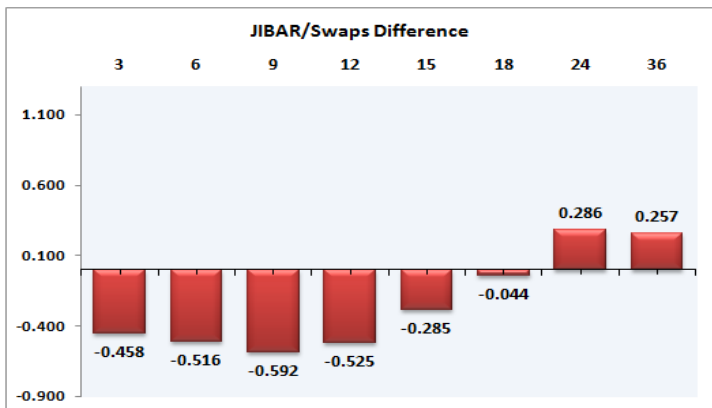
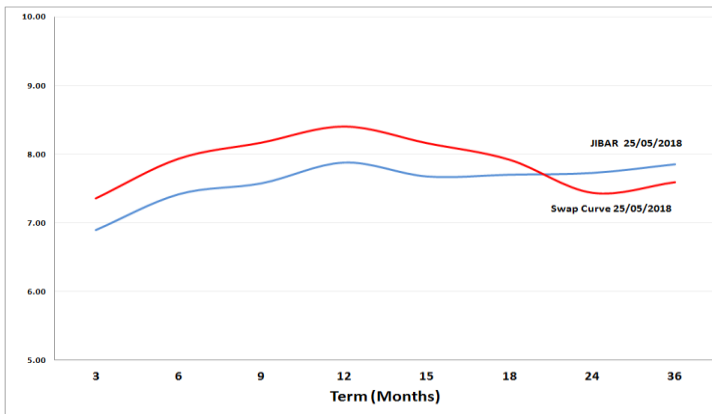


## 5. MONEY MARKET PERFORMANCE

STeFI (Month on Month) gained 0.56% with the best return 0.60% in the 12-Month area.



## 6. JIBAR and SWAPS - Curve



## 7. SARB AND NATIONAL TREASURY OPERATIONS

SARB DEBENTURES			
	Received	Allotted	Av. Rate
7 Days	260	260	6.490%
14 Days	0	0	0.000%
28 Days	100	0	0.000%
56 Days	0	0	0.000%

LONG TERM REVERSE REPO			
14Days			
	Allotted	Av. Rate	

56 Days			
	Allotted	Av. Rate	

TREASURY BILLS			
	Received	Allotted	Av. Rate
91 Days	R4987m	R1800m	7.15%
182 Days	R4070m	R2200m	7.37%
273 Days	R4293m	R2270m	7.47%

## 8. THE WEEK AHEAD

Date	Time	Country	Event	Month	Previous	Forecast
28-May-18	02:00:00	UK	Spring Bank Holiday			
	02:00:00	US	Memorial Day			
	01:30:00	Japan	Jobs/applicants ratio	Apr'18	1.59	1.6
	01:30:00	Japan	Unemployment Rate	Apr'18	2.50%	2.50%
29-May-18	06:40:00	US	Fed's Bullard speech			
	08:00:00	Germany	Import Price Index (MoM)		0%	0.80%
	08:00:00	Germany	Import Price Index (YoY)		-0.10%	0.80%
	08:00:00	UK	Nationwide Housing Prices n.s.a (YoY)	Apr'18	2.60%	
	10:00:00	EU	M3 Money Supply (YoY)	Apr'18	3.70%	4%
	10:00:00	EU	Private loans (YoY)	Apr'18	3%	
	10:00:00	EU	M3 Money Supply (3m)		4.20%	
	15:00:00	US	S&P/Case-Shiller Home Price Index (YoY)		6.80%	
	16:30:00	US	Dallas Fed Manufacturing Business Index		21.80%	
	17:30:00	US	4-Week Bill Auction		2.72%	
	17:30:00	US	3-Month Bill Auction		1.90%	
	17:30:00	US	6-Month Bill Auction		2.08%	
	01:50:00	Japan	Large Retailer's Sales		0.10%	
	01:50:00	Japan	Retail Trade (YoY)		1%	
	01:50:00	Japan	Retail Trade s.a (MoM)		-0.70%	
30-May-18	02:00:00	Japan	Bank of Japan Governor Kuroda Speech			
	07:00:00	Japan	Consumer Confidence Index		43.6	
	08:00:00	Germany	Retail Sales (YoY)	Apr'18	1.30%	
	08:00:00	SA	M3 Money Supply (YoY)	Apr'18	6.42%	
	08:00:00	SA	Private Sector Credit	Apr'18	5.96%	
	09:00:00	Germany	Consumer Price Index (YoY)	May'18	1.60%	1.90%
	09:00:00	Germany	Consumer Price Index (MoM)	May'18	0%	0.20%
	10:00:00	Germany	Unemployment Change	Apr'18	-7K	10K
	10:00:00	Germany	Unemployment Rate s.a.	Apr'18	5.30%	5.30%
	11:00:00	EU	Economic Sentiment Indicator		112.7	112
	11:00:00	EU	Industrial Confidence		7.1	6.8
	13:00:00	US	MBA Mortgage Applications		-2.60%	
	14:15:00	US	ADP Employment Change		2%	190K
	14:30:00	US	Gross Domestic Product Price Index	Q1 (Rev)	2%	2%
	14:30:00	US	Gross Domestic Product Annualized	Q1 (Rev)	2.30%	2.40%
	14:30:00	US	Wholesale Inventories		0.30%	
	14:30:00	US	Goods Trade Balance		-68.04B	
	14:30:00	US	Personal Consumption Expenditures Prices (QoQ)		95.1B	
	14:30:00	US	Core Personal Consumption Expenditures (QoQ)		2.50%	
	14:55:00	US	Redbook index (YoY)		3.20%	
	14:55:00	US	Redbook index (MoM)		0%	
	20:00:00	US	Fed's Beige Book			
	22:30:00	US	API Weekly Crude Oil Stock		-1.3M	
	01:01:00	UK	Gfk Consumer Confidence	Apr'18	-9	
	01:30:00	Japan	Industrial Production (YoY)		2.40%	
	01:50:00	Japan	Industrial Production (MoM)		1.40%	1.20%
	01:50:00	Japan	Foreign investment in Japan stocks		95.1B	
	01:50:00	Japan	Foreign bond investment		948.9B	
31-May-18	02:00:00	EU	G7 Meeting			
	03:00:00	China	NBS Manufacturing PMI		51.4	
	03:00:00	China	Non-manufacturing PMI		54.8	
	06:00:00	Japan	Vehicle Production (YoY)	Apr'18	0.20%	
	07:00:00	Japan	Construction Orders (YoY)	Apr'18	-4%	
	07:00:00	Japan	Housing Starts (YoY)	Apr'18	-8.30%	-8.90%
	07:00:00	Japan	Annualized Housing Starts	Apr'18	0.895M	
	10:30:00	UK	Net Lending to Individuals (MoM)	Apr'18	5.4B	
	10:30:00	UK	Consumer Credit	Apr'18	0.254B	
	10:30:00	UK	Mortgage Approvals	Apr'18	62.914K	
	10:30:00	UK	M4 Money Supply (YoY)	Apr'18	2.20%	
	10:30:00	UK	M4 Money Supply (MoM)	Apr'18	-1.40%	
	11:00:00	EU	Unemployment Rate	Apr'18	8.50%	8.50%
	11:00:00	EU	Consumer Price Index (YoY)	May'18	1.20%	1.60%
	11:00:00	EU	Consumer Price Index - Core (YoY)	May'18	0.70%	0.90%
	11:30:00	SA	Producer Price Index (MoM)	Apr'18	-0.20%	
	11:30:00	SA	Producer Price Index (YoY)	Apr'18	3.70%	
	13:30:00	US	Challenger Job Cuts (YoY)		36.081K	
	14:00:00	SA	Trade Balance (in Rands)	Apr'18	9.47B	
	14:30:00	US	Personal Consumption Expenditures - Price Index	Apr'18	0%	
	14:30:00	US	Personal Income (MoM)	Apr'18	0.30%	0.30%
	14:30:00	US	Personal Consumption Expenditures - Price Index	Apr'18	2%	
	14:30:00	US	Personal Spending	Apr'18	0.40%	0.30%
	14:30:00	US	Initial Jobless Claims		24K	
	14:30:00	US	Continuing Jobless Claims		1.741M	
	15:45:00	US	Chicago Purchasing Managers' Index		57.6	58
	16:00:00	US	Pending Home Sales (YoY)	Apr'18	-4.40%	
	16:00:00	US	Pending Home Sales (MoM)	Apr'18	0.40%	0.40%
	16:30:00	US	EIA Natural Gas Storage change		91B	
	16:30:00	US	EIA Crude Oil Stocks change		5.778M	
	18:45:00	US	FOMC Member Bostic speech			
	01:50:00	Japan	Capital Spending		4.30%	
01-Jun-18	02:00:00	EU	G7 Meeting			
	02:30:00	Japan	Nikkei Manufacturing PMI		52.5	
	03:45:00	China	Caxim Manufacturing PMI		51.1	
	07:00:00	Japan	Vehicle Sales (YoY)		0.50%	
	10:00:00	EU	Markit Manufacturing PMI		55.5	
	10:30:00	UK	Markit Manufacturing PMI		53.9	
	14:30:00	US	Nonfarm Payrolls	May'18	164K	185K
	14:30:00	US	Average Weekly Hours	May'18	34.5	34.5
	14:30:00	US	Average Hourly Earnings (YoY)	May'18	2.60%	2.70%
	14:30:00	US	Unemployment Rate	May'18	3.90%	3.90%
	14:30:00	US	Labor Force Participation Rate	May'18	62.80%	
	14:30:00	US	Average Hourly Earnings (MoM)	May'18	0.10%	0.20%
	15:00:00	SA	Total New Vehicle Sales	May'18	36346	
	15:45:00	US	Markit Manufacturing PMI		56.6	
	16:00:00	US	ISM Manufacturing PMI		57.3	57.7
	16:00:00	US	ISM Prices Paid		79.3	
	16:00:00	US	Construction Spending (MoM)		-1.70%	1.10%
	19:00:00	US	Baker Hughes US Oil Rig Count			
	21:30:00	US	Total Vehicle Sales		17.15M	17.2M

Major Central Banks Rate Decisions			
Central Bank	Next Meeting	Last Change	Current Interest Rate
European Central Bank	14-Jun-18	10-Mar-16	0.00%
Bank of Japan	15-Jun-18	29-Jan-16	-0.10%
Bank of England	21-Jun-18	02-Nov-17	0.50%
Federal Reserve	13-Jun-18	21-Mar-18	1.75%
SARB	19-Jul-18	28-Mar-18	6.50%