

SA MONEY MARKET REPORT

25 October 2019

THE PREVIOUS WEEK IN REVIEW

1. MONEY MARKET INTEREST RATES

SPOT RATES	11-Oct	18-Oct	25-Oct	Change
Repo Rate	6.50%	6.50%	6.50%	0.00%
Treasury Bill 91 days(D)	6.81%	6.84%	6.90%	0.06%
Treasury Bill 91 days(Y)	6.93%	6.96%	7.02%	0.06%
Treasury Bill 182days(D)	7.04%	7.07%	7.07%	0.00%
Treasury Bill 182days(Y)	7.29%	7.33%	7.33%	0.00%
Treasury Bill 273days(D)	7.06%	7.06%	7.05%	-0.01%
Treasury Bill 273days(Y)	7.46%	7.45%	7.44%	-0.01%
Treasury Bill 364days(Y)	7.49%	7.49%	7.49%	0.00%
3 Month NCD	6.73%	6.70%	6.70%	0.00%
6 Month NCD	7.18%	7.15%	7.15%	0.00%
9 Month NCD	7.33%	7.30%	7.30%	0.00%
12 Month NCD	7.55%	7.53%	7.50%	-0.03%
18 Month NCD (YTM)	7.39%	7.36%	7.35%	-0.01%
24 Month NCD (YTM)	7.42%	7.40%	7.38%	-0.02%
36 Month NCD (YTM)	7.58%	7.57%	7.55%	-0.02%
R208 (YTM)	6.64%	6.64%	6.64%	0.000%

MONEY MARKET RATES (NACQ)	11-Oct	18-Oct	25-Oct	Change
3 Month NCD	6.73%	6.70%	6.70%	0.00%
6 Month NCD	6.99%	6.97%	6.97%	0.00%
9 Month NCD	7.13%	7.11%	7.11%	0.00%
12 Month NCD	7.35%	7.32%	7.30%	-0.02%
18 Month NCD	7.19%	7.17%	7.16%	-0.01%
24 Month NCD	7.22%	7.20%	7.18%	-0.02%
36 Month NCD	7.37%	7.36%	7.35%	-0.02%
R 208	6.64%	6.64%	6.64%	0.000%

MONEY MARKET LIQUIDITY	11-Oct	18-Oct	25-Oct	Change
Shortage (Rm)	56000	56000	56000	0
Notes (Rm)	149359	141498	142358	860
Reverse Repo (Rm)	0	0	0	0
Debentures (Rm)	100	100	100	0
Liquidity Requirements (Rm)	55435	55342	56882	1540

2. JIBAR RATES (Nominal Terms)

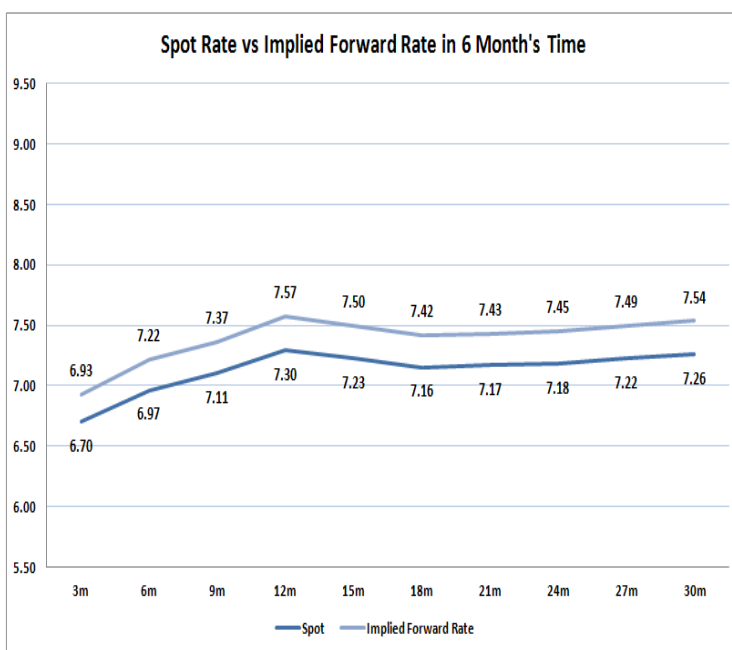
JIBAR (Nominal Terms)	11-Oct	18-Oct	25-Oct	Change
1 Month	6.63%	6.63%	6.63%	0.00%
3 Month	6.78%	6.78%	6.78%	0.00%
6 Month	7.25%	7.25%	7.23%	-0.03%
9 Month	7.39%	7.38%	7.35%	-0.03%
12 Month	7.60%	7.60%	7.58%	-0.03%

3. CURRENT AND FUTURE YIELD CURVES (NACQ)

In the graph below the implied forward rates in six months' time are plotted opposite the current spot rates for the corresponding number of months. The implied forward rates are derived from a break-even calculation approach.

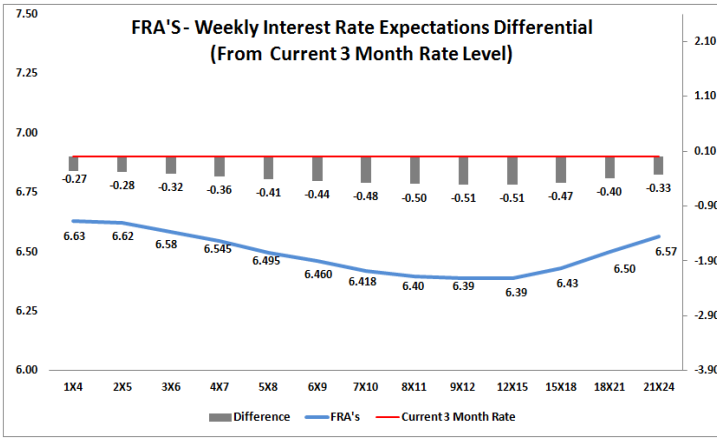
The rates represented in the line graphs below are in NACQ terms.

According to the break-even (forward/forward) calculation, the 12 and 18-month interest rates will be 7.57% and 7.42% respectively in six months time.



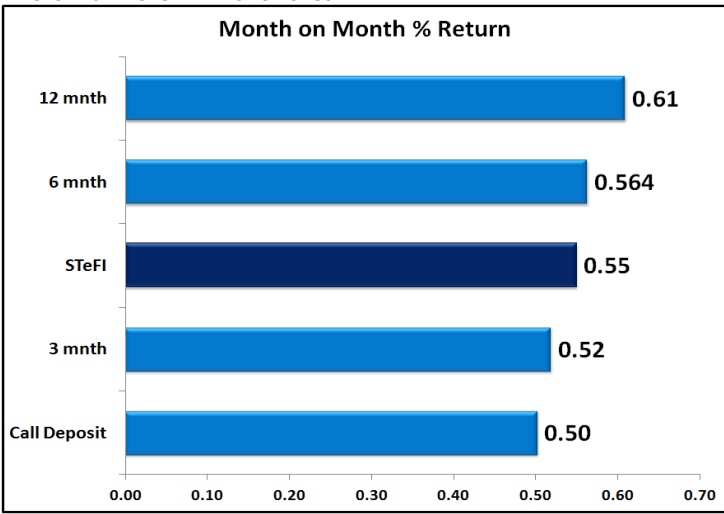
4. FRA RATES (NACQ)

FRA's	11-Oct	18-Oct	25-Oct	Change
1x4	6.76%	6.76%	6.63%	-0.13%
3x6	6.64%	6.58%	6.58%	0.00%
6x9	6.49%	6.46%	6.46%	0.00%
9x12	6.44%	6.42%	6.39%	-0.03%
12x15	6.43%	6.43%	6.39%	-0.04%
15x18	6.47%	6.46%	6.43%	-0.03%
18x21	6.54%	6.53%	6.50%	-0.03%
21x24	6.61%	6.60%	6.57%	-0.03%
24x27	6.68%	6.66%	6.63%	-0.03%
27x30	6.75%	6.73%	6.70%	-0.03%

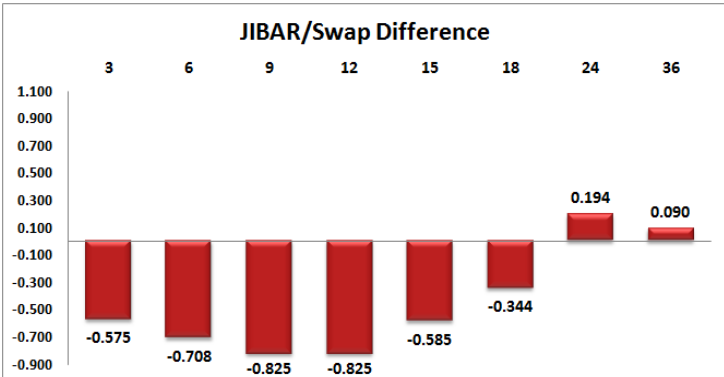
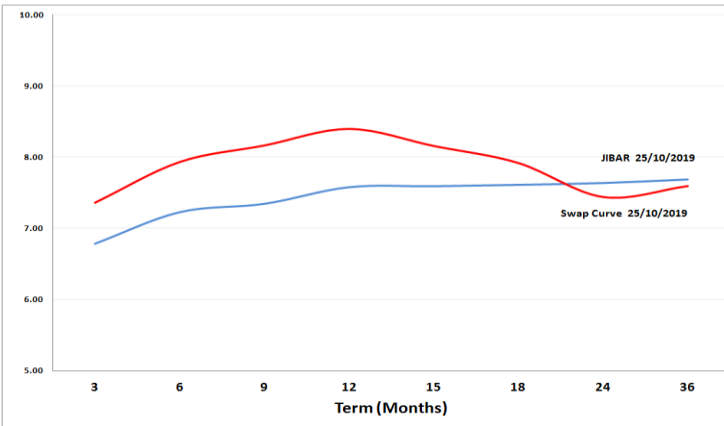


5. MONEY MARKET PERFORMANCE

STeFI (Month on Month) gained 0.55% with the best return 0.61% in the 12-Month area.



6. JIBAR and SWAPS - Curve



7. SARB AND NATIONAL TREASURY OPERATIONS

SARB DEBENTURES			
	Received	Allotted	Av. Rate
7 Days	100	100	6.500%
14 Days	0	0	0.000%
28 Days	0	0	0.000%
56 Days	0	0	0.000%

LONG TERM REVERSE REPO			
14Days			
	Allotted	Av. Rate	

56 Days			
	Allotted	Av. Rate	

TREASURY BILLS			
	Received	Allotted	Av. Rate
91 Days	R3664m	R2400m	7.02%
182 Days	R6164m	R2445m	7.33%
273 Days	R6135m	R2950m	7.44%

8. THE WEEK AHEAD

Date	Time	Country	Event	Month	Previous	Forecast
28-Oct-19	11:00:00	EU	M3 Money Supply (YoY)	Sept'19	5.70%	5.70%
	11:00:00	EU	Private Loans (YoY)	Sept'19	3.40%	3.50%
	11:00:00	EU	M3 Money Supply (3m)	Sept'19	5.10%	
	13:00:00	UK	CBI Distributive Trades Survey - Realized (MoM)		-16%	-25%
	14:30:00	US	Chicago Fed National Activity Index		0.1	-0.37
	14:30:00	US	Wholesale Inventories	Sept'19	0.20%	
	14:30:00	US	Goods Trade Balance	Sept'19	-72.83B	
	16:30:00	US	Dallas Fed Manufacturing Business Index		1.5	1.4
	17:30:00	US	3-Month Bill Auction		1.63%	
	17:30:00	US	6-Month Bill Auction		1.60%	
	19:00:00	UK	BoE's Teneyro speech			
	01:30:00	Japan	Tokyo Consumer Price Index (YoY)	Sept'19	0.40%	0.50%
29-Oct-19	08:00:00	SA	M3 Money Supply (YoY)	Sept'19	7.45%	8.90%
	08:00:00	SA	Private Sector Credit	Sept'19	6.86%	6.30%
	09:00:00	Germany	Import Price Index (YoY)	Sept'19	-2.70%	-2.80%
	11:30:00	UK	Net Lending to Individuals (MoM)	Sept'19	4.8B	
	11:30:00	UK	Consumer Credit	Sept'19	0.901B	0.9B
	11:30:00	UK	Mortgage Approvals	Sept'19	65.545K	66.489K
	11:30:00	UK	M4 Money Supply (YoY)	Sept'19	3.20%	
	11:30:00	SA	Unemployment Total	Q3	6.7M	
	11:30:00	SA	Unemployment Rate (%)	Q3	29%	29.40%
	14:55:00	US	Redbook Index (YoY)		4.30%	
	14:55:00	US	Redbook Index (MoM)		-0.10%	
	15:00:00	US	S&P/Case-Shiller Home Price Indices (YoY)		2%	2.30%
	16:00:00	US	Consumer Confidence	Sept'19		
	16:00:00	US	Pending Home Sales (YoY)	Sept'19	2.50%	1.40%
	22:30:00	US	API Weekly Crude Oil Stock		4.45M	
	01:50:00	Japan	Large Retailers' Sales	Sept'19	0.40%	-1.70%
	01:50:00	Japan	Retail Trade (YoY)	Sept'19	2%	-0.10%
30-Oct-19	02:01:00	UK	BRC Shop Price Index (YoY)		-0.60%	
	09:00:00	UK	Nationwide Housing Prices n.s.a (YoY)	Sept'19	0.20%	
	10:55:00	Germany	Unemployment Rate s.a.	Sept'19	5%	5%
	13:00:00	Germany	Consumer Price Index (MoM)	Sept'19	0%	-0.30%
	13:00:00	Germany	Consumer Price Index (YoY)	Sept'19	1.20%	1.30%
	13:00:00	US	MBA Mortgage Applications		-11.90%	
	14:00:00	SA	Medium term Budget Speech			
	14:00:00	SA	Budget Balance	Sept'19	-32.848B	
	14:00:00	SA	Budget Balance % GDP	2019	-4.00%	
	14:15:00	US	ADP Employment Change		135K	132K
	14:30:00	US	Gross Domestic Product Price Index	Q3	2.60%	1.90%
	14:30:00	US	Gross Domestic Product Annualized	Q3	2%	1.60%
	14:30:00	US	Personal Consumption Expenditures Prices (QoQ)	Sept'19	2.40%	
	16:30:00	US	EIA Crude Oil Stocks Change		-1.699M	
	20:00:00	US	Fed's Monetary Policy Statement			
	20:00:00	US	Fed Interest Rate Decision		2%	1.75%
	21:30:00	US	FOMC Press Conference			
	01:50:00	Japan	Industrial Production (YoY)	Sept'19	-4.70%	-4.10%
31-Oct-19	02:00:00	UK	Brexit Deadline			
	02:01:00	UK	GfK Consumer Confidence		-12	-11
	05:00:00	Japan	BoJ Interest Rate Decision		-0.10%	
	05:00:00	Japan	BoJ Outlook Report			
	07:00:00	Japan	Annualized Housing Starts	Sept'19	0.891M	
	07:00:00	Japan	Housing Starts (YoY)	Sept'19	-7.10%	-6.10%
	07:00:00	Japan	Construction Orders (YoY)	Sept'19	-25.90%	
	07:00:00	Japan	Consumer Confidence Index	Sept'19	35.6	
	09:00:00	Germany	Retail Sales (YoY)	Sept'19	3.20%	
	11:30:00	SA	Producer Price Index (YoY)	Sept'19	4.50%	4.60%
	11:30:00	SA	Producer Price Index (MoM)	Sept'19	0.30%	0.40%
	12:00:00	EU	Gross Domestic Product s.a. (QoQ)	Q3	0.20%	0.20%
	12:00:00	EU	Gross Domestic Product s.a. (YoY)	Q3	1.20%	1.20%
	12:00:00	EU	Unemployment Rate	Sept'19	7.40%	7.40%
	12:00:00	EU	Consumer Price Index (YoY)	Sept'19	0.80%	1%
	13:30:00	US	Challenger Job Cuts	Sept'19	41.557K	
	14:00:00	US	Trade Balance (in Rands)	Sept'19	6.84B	
	14:30:00	US	Personal Spending	Sept'19	0.10%	0.30%
	14:30:00	US	Personal Consumption Expenditures - Price Index (YoY)	Sept'19	1.40%	1.40%
	14:30:00	US	Personal Income (MoM)	Sept'19	0.40%	0.30%
	14:30:00	US	Continuing Jobless Claims		1.682M	
	14:30:00	US	Initial Jobless Claims 4-week average		215K	
	14:30:00	US	Initial Jobless Claims		212K	
	14:30:00	US	Employment Cost Index		0.60%	0.70%
	15:45:00	US	Chicago Purchasing Managers' Index		47.1	47.6
	16:30:00	US	EIA Natural Gas Storage Change		87B	
	17:30:00	US	4-Week Bill Auction		1.71%	
	01:30:00	Japan	Jobs / Applicants Ratio	Sept'19	1.59	1.58
	01:30:00	Japan	Unemployment Rate	Sept'19	2.20%	2.30%
01-Nov-19	11:30:00	UK	Market Manufacturing PMI	Sept'19	48.3	
	14:00:00	SA	Total New Vehicle Sales	Oct'19	49.191	49.140B
	14:30:00	US	Average Weekly Hours	Oct'19	34.4	34.4
	14:30:00	US	Average Hourly Earnings (YoY)	Oct'19	2.90%	3%
	14:30:00	US	Nonfarm Payrolls	Oct'19	136K	105K
	14:30:00	US	Labor Force Participation Rate	Oct'19	63.20%	63.20%
	14:30:00	US	U6 Underemployment Rate	Oct'19	6.90%	7.20%
	14:30:00	US	Unemployment Rate	Oct'19	3.50%	3.60%
	14:30:00	US	Average Hourly Earnings (MoM)	Oct'19	0%	0.30%
	16:00:00	US	Construction Spending (MoM)	Sept'19	0.10%	0.30%
	19:00:00	US	Baker Hughes US Oil Rig Count		17.2M	
	21:30:00	US	Total Vehicle Sales	Sept'19	1322.6B	
	01:50:00	Japan	JP Foreign Reserves			

Major Central Banks Rate Decisions			
Central Bank	Next Meeting	Last Change	Current Interest Rate
European Central Bank	12-Dec-19	10-Mar-16	0.00%
Bank of Japan	31-Oct-19	29-Jan-16	-0.10%
Bank of England	07-Nov-19	02-Aug-18	0.75%
Federal Reserve	30-Oct-18	18-Sep-19	2.00%
SARB	11-Nov-19	18-Jul-19	6.50%