

SA MONEY MARKET REPORT

26 July 2019

THE PREVIOUS WEEK IN REVIEW

1. MONEY MARKET INTEREST RATES

SPOT RATES	12-Jul	19-Jul	26-Jul	Change
Repo Rate	6.75%	6.50%	6.50%	0.00%
Treasury Bill 91 days(D)	7.04%	6.96%	6.99%	0.03%
Treasury Bill 91 days(Y)	7.16%	7.16%	7.11%	-0.05%
Treasury Bill 182days(D)	7.02%	7.00%	7.02%	0.02%
Treasury Bill 182days(Y)	7.28%	7.28%	7.28%	0.00%
Treasury Bill 273days(D)	7.04%	7.04%	7.07%	0.03%
Treasury Bill 273days(Y)	7.43%	7.43%	7.47%	0.04%
Treasury Bill 364days(Y)	7.48%	7.48%	7.49%	0.01%
3 Month NCD	7.00%	6.80%	6.78%	-0.03%
6 Month NCD	7.28%	7.25%	7.23%	-0.03%
9 Month NCD	7.45%	7.40%	7.43%	0.02%
12 Month NCD	7.60%	7.55%	7.60%	0.05%
18 Month NCD (YTM)	7.49%	7.51%	7.54%	0.03%
24 Month NCD (YTM)	7.50%	7.61%	7.61%	0.00%
36 Month NCD (YTM)	7.64%	7.74%	7.79%	0.05%
R207 (YTM)	6.23%	6.23%	6.30%	0.075%

MONEY MARKET RATES (NACQ)	12-Jul	19-Jul	26-Jul	Change
3 Month NCD	7.00%	6.80%	6.78%	-0.03%
6 Month NCD	7.08%	7.06%	7.04%	-0.02%
9 Month NCD	7.25%	7.20%	7.23%	0.02%
12 Month NCD	7.39%	7.35%	7.39%	0.05%
18 Month NCD	7.28%	7.30%	7.34%	0.03%
24 Month NCD	7.30%	7.40%	7.40%	0.00%
36 Month NCD	7.43%	7.52%	7.57%	0.05%
R 207	6.23%	6.23%	6.30%	0.075%

MONEY MARKET LIQUIDITY	12-Jul	19-Jul	26-Jul	Change
Shortage (Rm)	56000	56000	56000	0
Notes (Rm)	143752	137203	141881	4678
Reverse Repo (Rm)	0	0	0	0
Debentures (Rm)	250	256	35	-221
Liquidity Requirements (Rm)	56549	57305	54843	-2462

2. JIBAR RATES (Nominal Terms)

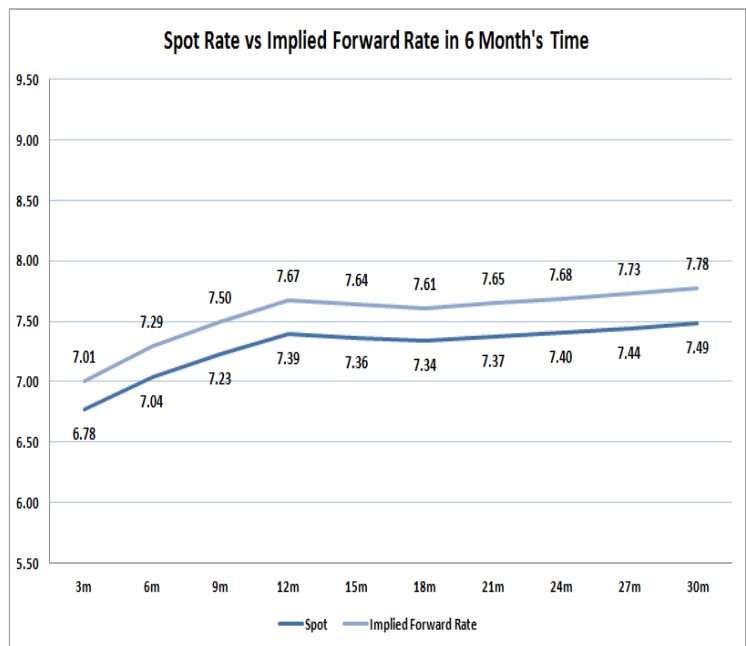
JIBAR (Nominal Terms)	12-Jul	19-Jul	26-Jul	Change
1 Month	6.89%	6.88%	6.68%	-0.19%
3 Month	7.02%	6.99%	6.84%	-0.15%
6 Month	7.40%	7.35%	7.30%	-0.05%
9 Month	7.55%	7.47%	7.45%	-0.02%
12 Month	7.72%	7.63%	7.63%	-0.01%

3. CURRENT AND FUTURE YIELD CURVES (NACQ)

In the graph below the implied forward rates in six months' time are plotted opposite the current spot rates for the corresponding number of months. The implied forward rates are derived from a break-even calculation approach.

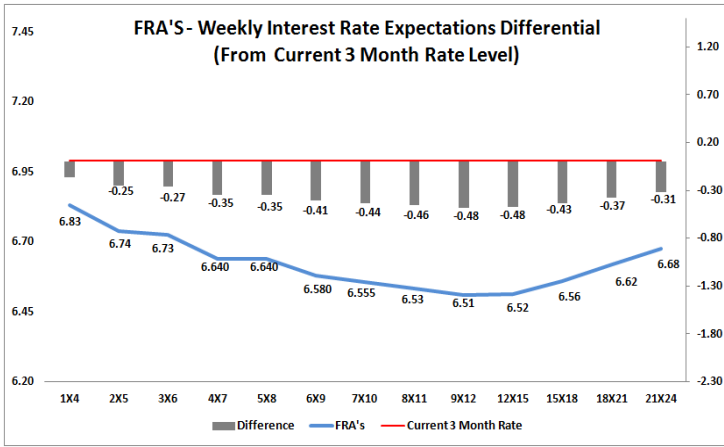
The rates represented in the line graphs below are in NACQ terms.

According to the break-even (forward/forward) calculation, the 12 and 18-month interest rates will be 7.67% and 7.61% respectively in six months time.



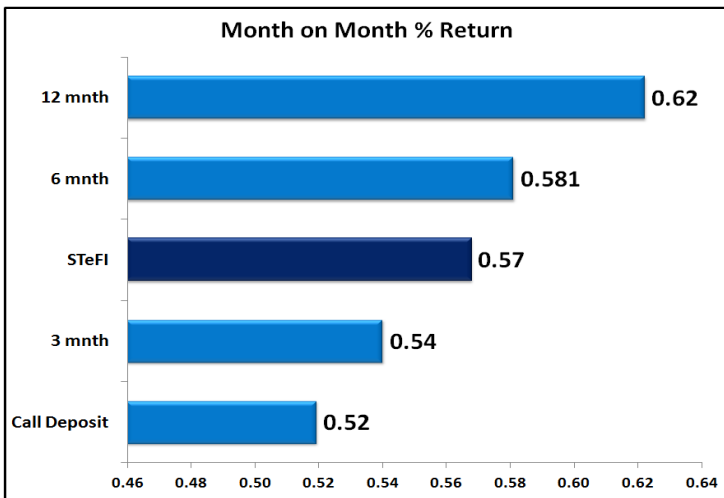
4. FRA RATES (NACQ)

FRA's	12-Jul	19-Jul	26-Jul	Change
1x4	6.82%	6.85%	6.84%	-0.01%
3x6	6.65%	6.72%	6.76%	0.04%
6x9	6.52%	6.60%	6.62%	0.02%
9x12	6.41%	6.50%	6.55%	0.05%
12x15	6.41%	6.50%	6.57%	0.06%
15x18	6.45%	6.54%	6.61%	0.08%
18x21	6.50%	6.60%	6.67%	0.08%
21x24	6.55%	6.65%	6.73%	0.08%
24x27	6.60%	6.71%	6.78%	0.08%
27x30	6.66%	6.77%	6.84%	0.08%

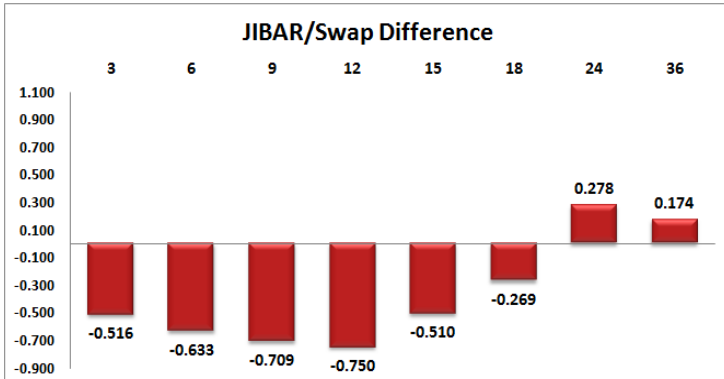
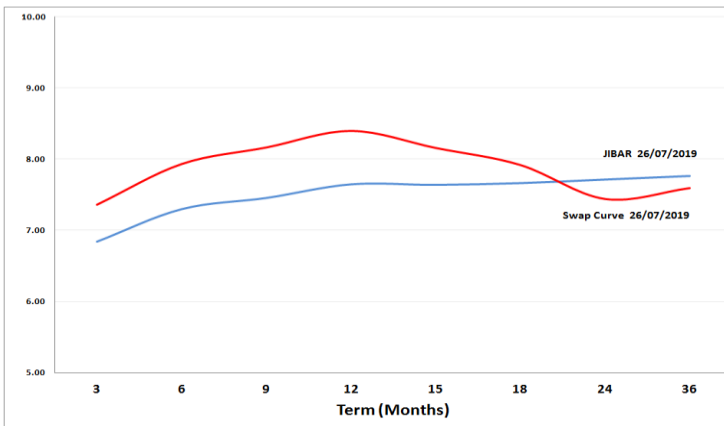


5. MONEY MARKET PERFORMANCE

STeFI (Month on Month) gained 0.57% with the best return 0.62% in the 12-Month area.



6. JIBAR and SWAPS - Curve



7. SARB AND NATIONAL TREASURY OPERATIONS

SARB DEBENTURES			
	Received	Allotted	Av. Rate
7 Days	35	35	6.490%
14 Days	0	0	0.000%
28 Days	0	0	0.000%
56 Days	0	0	0.000%

LONG TERM REVERSE REPO			
14Days			
	Allotted	Av. Rate	

TREASURY BILLS			
	Received	Allotted	Av. Rate
91 Days	R5064m	R3514m	7.11%
182 Days	R783m	R782.5m	7.28%
273 Days	R4005m	R3255m	7.47%

8. THE WEEK AHEAD

Date	Time	Country	Event	Month	Previous	Forecast
29-Jul-19	08:00:00	UK	Nationwide Housing Prices s.a (MoM)	Jun'19	0.10%	
08:00:00	UK	Nationwide Housing Prices n.s.a (YoY)	Jun'19	0.50%		
08:00:00	SA	Private Sector Credit	Jun'19	7.66%	8%	
08:00:00	SA	M3 Money Supply (YoY)	Jun'19	9.07%	8.60%	
10:30:00	UK	Net Lending to Individuals (MoM)	Jun'19	3.9B		
10:30:00	UK	Consumer Credit	Jun'19	0.822B	0.967B	
10:30:00	UK	Mortgage Approvals	Jun'19	65.409K	65.99K	
10:30:00	UK	M4 Money Supply (YoY)	Jun'19	2.20%		
16:30:00	US	Dallas Fed Manufacturing Business Index	Jun'19	-12.1	-5.1	
17:30:00	US	3-Month Bill Auction		2.04%		
17:30:00	US	6-Month Bill Auction		2.01%		
01:30:00	Japan	Unemployment Rate	Jun'19	2.40%	2.40%	
01:30:00	Japan	Jobs / Applicants Ratio	Jun'19	1.62	1.63	
01:50:00	Japan	Industrial Production (YoY)	Jun'19	-2.10%		
30-Jul-19	04:00:00	Japan	BoJ Interest Rate Decision		-0.10%	
08:00:00	Germany	GfK Consumer Confidence Survey	Jun'19	9.8	10	
10:00:00	EU	Private Loans (YoY)	Jun'19	3.30%		
11:00:00	EU	Consumer Confidence	Jun'19	-6.6	-6.6	
11:00:00	EU	Services Sentiment	Jun'19	11	11.6	
11:00:00	EU	Industrial Confidence	Jun'19	-5.6	-5.6	
11:00:00	EU	Business Climate	Jun'19	0.17	-0.03	
11:00:00	EU	Economic Sentiment Indicator	Jun'19	103.3	103.6	
11:30:00	SA	Unemployment Total	Q2	6.2M		
11:30:00	SA	Unemployment Rate (%)	Q2	27.60%	27.70%	
14:00:00	Germany	Consumer Price Index (YoY)	Jun'19	1.60%	1.40%	
14:00:00	Germany	Consumer Price Index (MoM)	Jun'19	0.30%	0.10%	
14:30:00	US	Personal Consumption Expenditures - Price Index (YoY)	Jun'19	1.50%	1.70%	
14:30:00	US	Personal Income (MoM)	Jun'19	0.50%	0.40%	
14:55:00	US	Redbook Index (YoY)	Jun'19	4.90%		
15:00:00	US	S&P/Case-Shiller Home Price Indices (YoY)	Jun'19	2.50%	2.60%	
16:00:00	US	Consumer Confidence	Jun'19	1.10%	0.30%	
16:00:00	US	Pending Home Sales (YoY)	Jun'19	-0.70%	-0.20%	
22:30:00	US	API Weekly Crude Oil Stock	Jun'19	-10.961M		
01:01:00	UK	GfK Consumer Confidence	Jun'19	-13	-11	
31-Jul-19	03:00:00	China	NBS Manufacturing PMI	Jun'19	49.4	49.6
03:00:00	China	Non-Manufacturing PMI	Jun'19	54.2	54.5	
07:00:00	Japan	Annualized Housing Starts	Jun'19	0.9M		
07:00:00	Japan	Construction Orders (YoY)	Jun'19	-16.90%		
07:00:00	Japan	Housing Starts (YoY)	Jun'19	-8.70%	-4.30%	
07:00:00	Japan	Consumer Confidence Index	Jun'19	38.7	39.6	
08:00:00	Germany	Retail Sales (YoY)	Jun'19	4%	2.70%	
08:00:00	Germany	Retail Sales (MoM)	Jun'19	-0.60%	0.50%	
09:55:00	Germany	Unemployment Change	Jun'19	-1K	-3K	
09:55:00	Germany	Unemployment Rate s.a.	Jun'19	5%	5%	
11:00:00	EU	Gross Domestic Product s.a. (YoY)	Q2	1.20%	1.10%	
11:00:00	EU	Gross Domestic Product s.a. (QoQ)	Q2	0.40%	0.40%	
11:00:00	EU	Unemployment Rate	Jun'19	7.50%	7.40%	
11:00:00	EU	Consumer Price Index (YoY)	Jun'19	1.30%	1.20%	
11:00:00	EU	Consumer Price Index - Core (YoY)	Jun'19	1.10%	1%	
11:30:00	Germany	10-y Bond Auction		-0.26%		
13:00:00	US	MBA Mortgage Applications	Jun'19	-1.90%		
14:00:00	SA	Trade Balance (in Rands)	Jun'19	1.74B		
14:15:00	US	ADP Employment Change	Jun'19	102K	153K	
14:30:00	US	Employment Cost Index	Jun'19	0.70%	0.20%	
15:45:00	US	Chicago Purchasing Managers' Index	Jun'19	49.7	50.5	
16:30:00	US	EIA Crude Oil Stocks Change	Jun'19	-10.835M		
20:00:00	US	Fed's Monetary Policy Statement				
20:00:00	US	Fed Interest Rate Decision	Jun'19	2.50%	2.25%	
20:30:00	US	FOMC Press Conference				
01-Aug-19	09:55:00	Germany	Markit Manufacturing PMI	Jul'19	43.1	45.4
10:00:00	EU	Markit Manufacturing PMI	Jul'19	46.4	47.8	
10:30:00	UK	Markit Manufacturing PMI	Jul'19	47.8	49.2	
13:00:00	UK	BoE Asset Purchase Facility	Jun'19	435B	435B	
13:00:00	UK	BoE Interest Rate Decision	Jun'19	0.75%	0.75%	
14:00:00	SA	Total New Vehicle Sales	Jun'19	45.939	45.953	
14:30:00	US	Challenger Job Cuts	Jun'19	41.977K		
14:30:00	US	Initial Jobless Claims	Jun'19	206K		
14:30:00	US	Initial Jobless Claims 4-week average	Jun'19	213K		
14:30:00	US	Continuing Jobless Claims	Jun'19	1.676M		
15:45:00	US	Markit Manufacturing PMI	Jun'19	50	50	
16:00:00	US	ISM Manufacturing PMI	Jun'19	51.7	52.7	
16:00:00	US	ISM Prices Paid	Jun'19	47.9	53	
16:00:00	US	Construction Spending (MoM)	Jun'19	-0.80%	0.40%	
16:30:00	US	EIA Natural Gas Storage Change	Jun'19	36B		
17:30:00	US	4-Week Bill Auction	Jun'19	2.11%		
21:30:00	US	Total Vehicle Sales	Jun'19	17.3M	17.3M	
01:50:00	Japan	Monetary Base (YoY)	Jun'19	4%	3.20%	
01:50:00	Japan	BoJ Monetary Policy Meeting Minutes				
02-Aug-19	10:30:00	UK	Markit Construction PMI	Jul'19	43.1	
11:00:00	EU	Producer Price Index (MoM)	Jul'19	-0.10%	-0.10%	
11:00:00	EU	Producer Price Index (YoY)	Jul'19	1.60%	1.70%	
11:00:00	EU	Retail Sales (MoM)	Jun'19	-0.30%		
11:00:00	EU	Retail Sales (YoY)	Jun'19	1.30%	1.60%	
14:30:00	US	Average Hourly Earnings (YoY)	Jul'19	3.10%		
14:30:00	US	Average Weekly Hours	Jul'19	34.4	34.4	
14:30:00	US	Nonfarm Payrolls	Jul'19	224K	160K	
14:30:00	US	Average Hourly Earnings (MoM)	Jul'19	0.20%	0.20%	
14:30:00	US	Unemployment Rate	Jul'19	3.70%	3.60%	
14:30:00	US	Labor Force Participation Rate	Jul'19	62.90%		
14:30:00	US	Trade Balance	Jun'19	-55.5B	-55B	
15:45:00	US	ISM -NY Business Conditions Index	Jun'19	50		
16:00:00	US	Michigan Consumer Sentiment Index	Jun'19	98.4	98.8	
16:00:00	US	Factory Orders (MoM)	Jun'19	-0.70%	2.20%	
19:00:00	US	Baker Hughes US Oil Rig Count				

Major Central Banks Rate Decisions			
Central Bank	Next Meeting	Last Change	Current Interest Rate
European Central Bank	12-Sep-19	10-Mar-16	0.00%
Bank of Japan	30-Jul-19	29-Jan-16	-0.10%
Bank of England	01-Aug-19	02-Aug-18	0.75%
Federal Reserve	31-Jul-18	19-Dec-18	2.50%
SARB	19-Sep-19	18-Jul-19	6.50%