



## SA MONEY MARKET REPORT

27 August 2021

### THE PREVIOUS WEEK IN REVIEW

#### 1. MONEY MARKET INTEREST RATES

SPOT RATES	13-Aug	20-Aug	27-Aug	Change
Repo Rate	3.50%	3.50%	3.50%	0.00%
Treasury Bill 91 days(D)	3.48%	3.89%	3.90%	0.01%
Treasury Bill 91 days(Y)	3.51%	3.93%	3.94%	0.01%
Treasury Bill 182days(D)	4.21%	4.32%	4.28%	-0.04%
Treasury Bill 182days(Y)	4.30%	4.41%	4.37%	-0.04%
Treasury Bill 273days(D)	4.79%	4.77%	4.76%	-0.01%
Treasury Bill 273days(Y)	4.97%	4.95%	4.93%	-0.02%
Treasury Bill 364days(Y)	5.06%	5.05%	5.03%	-0.02%
3 Month NCD	3.60%	3.60%	3.60%	0.00%
6 Month NCD	4.05%	4.08%	4.08%	0.00%
9 Month NCD	4.35%	4.35%	4.35%	0.00%
12 Month NCD	4.68%	4.68%	4.65%	-0.02%
18 Month NCD (YTM)	5.01%	4.92%	4.92%	0.00%
24 Month NCD (YTM)	5.40%	5.30%	5.30%	0.00%
36 Month NCD (YTM)	5.96%	5.87%	5.87%	0.00%
R2023 (YTM)	4.98%	4.96%	4.97%	0.010%

MONEY MARKET RATES (NACQ)	13-Aug	20-Aug	27-Aug	Change
3 Month NCD	3.60%	3.60%	3.60%	0.00%
6 Month NCD	3.99%	4.01%	4.01%	0.00%
9 Month NCD	4.28%	4.28%	4.28%	0.00%
12 Month NCD	4.60%	4.60%	4.57%	-0.02%
18 Month NCD	4.92%	4.83%	4.83%	0.00%
24 Month NCD	5.29%	5.20%	5.20%	0.00%
36 Month NCD	5.83%	5.75%	5.75%	0.00%
R 2 023	4.98%	4.96%	4.97%	0.010%

MONEY MARKET LIQUIDITY	13-Aug	20-Aug	27-Aug	Change
Shortage (Rm)	37200	47200	44200	-3000
Notes (Rm)	165173	158446	160045	1599
Reverse Repo (Rm)	0	0	0	0
Debentures (Rm)	10167	4679	5024	345
Liquidity Requirements (Rm)	35662	29849	40557	10708

#### 2. JIBAR RATES (Nominal Terms)

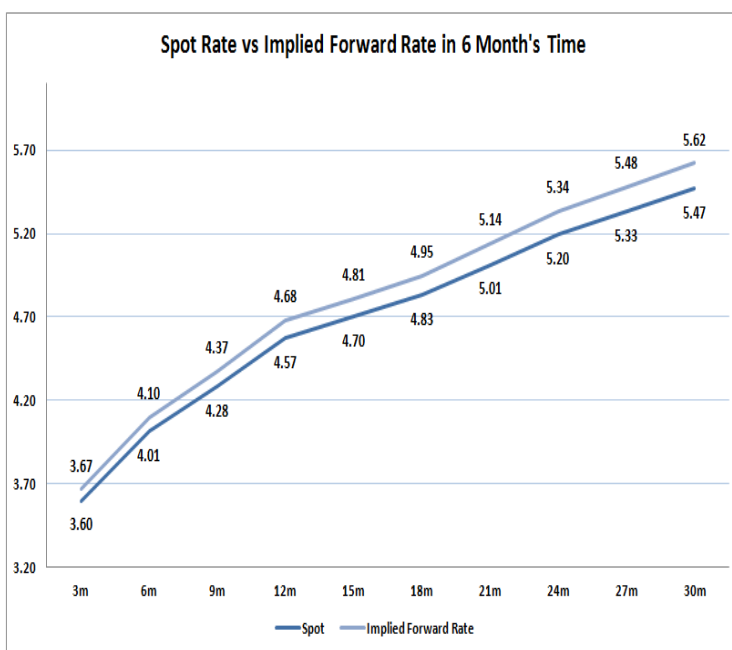
JIBAR (Nominal Terms)	13-Aug	20-Aug	27-Aug	Change
1 Month	3.49%	3.49%	3.49%	0.00%
3 Month	3.68%	3.68%	3.68%	0.00%
6 Month	4.13%	4.13%	4.14%	0.02%
9 Month	4.42%	4.43%	4.43%	0.00%
12 Month	4.73%	4.74%	4.73%	-0.01%

#### 3. CURRENT AND FUTURE YIELD CURVES (NACQ)

In the graph below the implied forward rates in six months' time is plotted opposite the current spot rates for the corresponding number of months. The implied forward rates are derived from a break-even calculation approach.

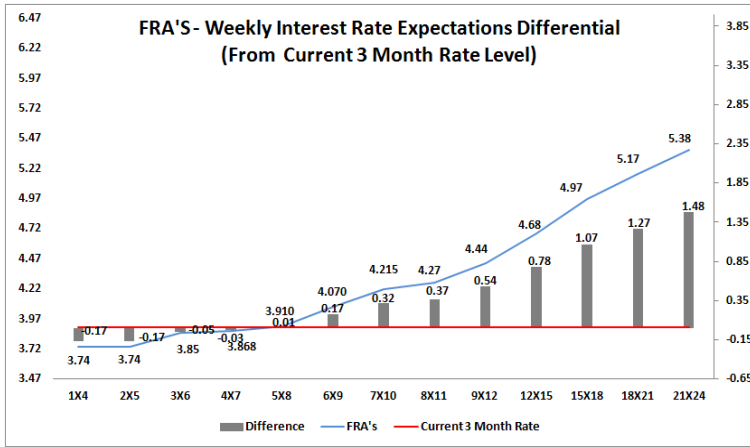
The rates represented in the line graphs below are in NACQ terms.

According to the break-even (forward/forward) calculation, the 12 and 18-month interest rates will be 4.68% and 4.95% respectively in six months time.



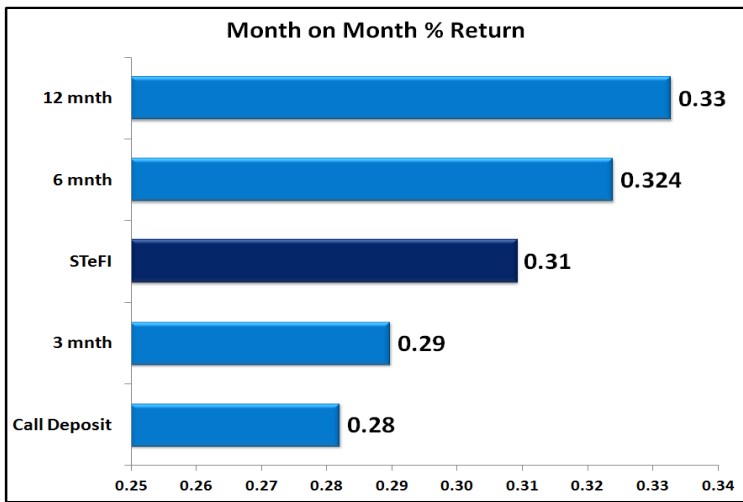
#### 4. FRA RATES (NACQ)

FRA's	13-Aug	20-Aug	27-Aug	Change
1x4	3.69%	3.69%	3.74%	0.05%
3x6	3.87%	3.80%	3.85%	0.05%
6x9	4.25%	4.13%	4.07%	-0.06%
9x12	4.58%	4.42%	4.44%	0.02%
12x15	4.89%	4.78%	4.68%	-0.10%
15x18	5.14%	5.02%	4.97%	-0.05%
18x21	5.42%	5.30%	5.17%	-0.13%
21x24	5.71%	5.57%	5.38%	-0.20%
24x27	5.99%	5.85%	5.58%	-0.27%
27x30	6.28%	6.12%	5.79%	-0.34%

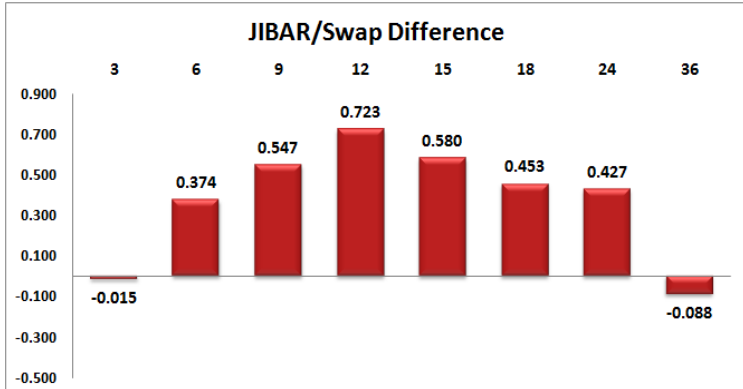
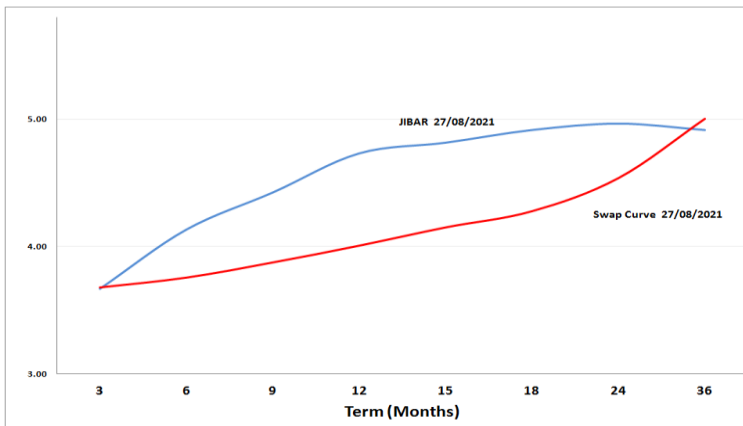


## 5. MONEY MARKET PERFORMANCE

STeFI (Month on Month) gained 0.31% with the best return 0.33% in the 12-Month area.



## 6. JIBAR and SWAPS - Curve



## 7. SARB AND NATIONAL TREASURY OPERATIONS

SARB DEBENTURES			
	Received	Allotted	Av. Rate
7 Days	4395	4395	3.470%
14 Days	174	174	3.470%
28 Days	200	200	3.600%
56 Days	0	0	0.000%

LONG TERM REVERSE REPO			
14Days			
	Allotted	Av. Rate	

56 Days			
	Allotted	Av. Rate	

TREASURY BILLS			
	Received	Allotted	Av. Rate
91 Days	R2092m	R1000m	3.94%
182 Days	R6864m	R2700m	4.37%
273 Days	R10725m	R3800m	4.93%

## 8. THE WEEK AHEAD

Date	Time	Country	Event	Month	Previous	Consensus	Forecast
30-Aug-21	01:50:00	Japan	Retail Sales YoY	Jul'21	0.10%	2.10%	0.20%
	11:00:00	EU	Consumer Confidence Final	Aug'21	-4.4	-5.3	-5.3
	11:00:00	EU	Consumer Inflation Expectations	Aug'21	30		28
	11:30:00	SA	Gold Production YoY	Jun'21	44.50%		32.00%
	11:30:00	SA	Mining Production MoM	Jun'21	-3.50%		1.00%
	11:30:00	SA	Mining Production YoY	Jun'21	21.90%	23.50%	22.00%
	14:00:00	Germany	Inflation Rate YoY Prel	Aug'21	3.80%	3.90%	4.30%
	14:00:00	Germany	Inflation Rate MoM Prel	Aug'21	0.90%		0.40%
	16:00:00	US	Pending Home Sales YoY	Jul'21	-1.90%		-2.00%
	16:30:00	US	Dallas Fed Manufacturing Index	Aug'21	27.3		25
	16:30:00	US	NY Fed Treasury Purchases 7.5 to 30 yrs			\$1.225B	
	17:30:00	US	3-Month Bill Auction		0.06%		
	17:30:00	US	6-Month Bill Auction		0.05%		
31-Aug-21	01:30:00	Japan	Unemployment Rate	Jul'21	2.90%	2.90%	2.90%
	01:50:00	Japan	Industrial Production YoY Prel	Jul'21	23.00%		19.00%
	07:00:00	Japan	Construction Orders YoY	Jul'21	32.30%		35.00%
	08:00:00	Germany	Unemployment Rate Harmonised	Jul'21	3.70%		3.70%
	08:00:00	SA	M3 Money Supply YoY	Jul'21	0.12%		
	08:00:00	SA	Private Sector Credit YoY	Jul'21	-0.54%		-0.40%
	08:00:00	UK	Nationwide Housing Prices YoY	Aug'21	10.50%	5.60%	10.20%
	09:55:00	Germany	Unemployment Rate	Aug'21	5.70%	5.60%	5.60%
	10:30:00	UK	BoE Consumer Credit	Jul'21	£0.3B		£0.7B
	10:30:00	UK	Mortgage Lending	Jul'21	£17.9B		£10B
	10:30:00	UK	Mortgage Approvals	Jul'21	£1.3K		75.1K
	10:30:00	UK	Net Lending to Individuals MoM	Jul'21	£18.2B		£9.5B
	11:00:00	EU	Inflation Rate YoY Flash	Aug'21	2.20%	2.70%	2.60%
	11:00:00	EU	Inflation Rate MoM Flash	Aug'21	-0.10%		0.00%
	14:00:00	SA	Balance of Trade	Jul'21	ZAR57.68B		ZAR 53B
	14:55:00	US	Redbook YoY 28/		16.60%		
	15:00:00	US	SRP/Case-Shiller Home Price YoY	Jun'21	17.00%	18.00%	18.00%
	15:00:00	US	House Price Index YoY	Jun'21	18.00%		19.00%
	15:45:00	US	Chicago PMI	Aug'21	73.4	69.8	69
	16:00:00	US	CB Consumer Confidence	Aug'21	129.1	124	123
	16:30:00	US	NY Fed Treasury Purchases 10 to 22.5 yrs			\$1.425B	
	22:30:00	US	API Crude Oil Stock Change 27/AUG		-1.622M		
01-Sep-21	01:50:00	Japan	Capital Spending YoY	Q2	-7.80%		4.00%
	08:00:00	Germany	Retail Sales YoY	Jul'21	6.20%		5.50%
	09:55:00	Germany	Markit Manufacturing PMI Final	Aug'21	65.9	62.7	62.7
	10:00:00	EU	Markit Manufacturing PMI Final	Aug'21	62.8	61.5	61.5
	10:30:00	UK	Markit/CIPS Manufacturing PMI Final	Aug'21	60.4	60.1	60.1
	11:00:00	EU	Unemployment Rate	Jul'21	7.70%	7.60%	7.60%
	11:00:00	SA	ABSA Manufacturing PMI	Aug'21	43.5		47
	11:40:00	Germany	5-Year Bobl Auction		-0.76%		
	13:00:00	US	MBA Mortgage Applications 27/AUG		1.60%		
	13:30:00	SA	Total New Vehicle Sales	Aug'21	32.949K		33K
	14:15:00	US	ADP Employment Change	Aug'21	330K	575K	500K
	15:45:00	US	Markit Manufacturing PMI Final	Aug'21	63.4	61.2	61.2
	16:00:00	US	Construction Spending MoM	Jul'21	0.10%		0.30%
	16:00:00	US	ISM Manufacturing PMI	Aug'21	59.5	59.1	59
	16:30:00	US	EIA Crude Oil Stocks Change 27/AUG		-2.979M		
	16:30:00	US	EIA Refinery Crude Runs Change 27/AUG		0.066M		
	17:20:00	US	NY Fed Treasury Purchases 7 to 10 yrs			\$3.225B	
02-Sep-21	01:50:00	Japan	Foreign Bond Investment 28/AUG		¥183B		
	01:50:00	Japan	Stock Investment by Foreigners 28/AUG		¥550.6B		
	02:00:00	US	Total Vehicle Sales	Aug'21	14.8M		
	05:45:00	Japan	10-Year JGB Auction		0.01%		
	11:00:00	EU	PPI MoM	Jul'21	1.40%		0.90%
	11:00:00	EU	PPI YoY	Jul'21	10.20%		10.50%
	13:30:00	US	Challenger Job Cuts	Aug'21	18.942K		19K
	14:30:00	US	Balance of Trade	Jul'21	\$-75.7B		\$-75.1B
	14:30:00	US	Unit Labour Costs QoQ Final	Q2	-2.80%	1.00%	1.00%
	14:30:00	US	Nonfarm Productivity QoQ Final	Q2	4.30%	2.40%	2.30%
	14:30:00	US	Initial Jobless Claims 28/AUG		353K		340K
	14:30:00	US	Jobless Claims 4-week Average AUG/28		366.5K		354.75K
	14:30:00	US	Continuing Jobless Claims 21/AUG		2862K		2815K
	16:00:00	US	Factory Orders MoM	Jul'21	1.50%		-0.20%
	16:00:00	US	Factory Orders ex Transportation	Jul'21	1.40%		0.50%
	16:30:00	US	NY Fed Treasury Purchases 22.5 to 30 yrs			\$2.025B	
	16:30:00	US	EIA Natural Gas Stocks Change 27/AUG		29Bcf		
	17:30:00	US	8-Week Bill Auction				
	17:30:00	US	4-Week Bill Auction				
		US	LMI Logistics Managers Index Current		74.5		
03-Sep-21	02:30:00	Japan	Jibun Bank Services PMI Final	Aug'21	47.4		43.5
	09:15:00	SA	IHS Markit PMI	Aug'21	46.1		48
	09:55:00	Germany	Markit Services PMI Final	Aug'21	61.8	61.5	61.5
	10:00:00	EU	Markit Services PMI Final	Aug'21	59.8	59.7	59.7
	10:30:00	UK	Markit/CIPS UK Services PMI Final	Aug'21	59.6	55.5	55.5
	11:00:00	EU	Retail Sales YoY	Jul'21	5.00%		3.80%
	14:30:00	US	Non Farm Payrolls	Aug'21	943K	763K	750K
	14:30:00	US	Unemployment Rate	Aug'21	5.40%	5.20%	5.30%
	14:30:00	US	Nonfarm Payrolls Private	Aug'21	703K		700K
	14:30:00	US	Average Weekly Hours	Aug'21	34.8		34.8
	14:30:00	US	Average Hourly Earnings YoY	Aug'21	4.00%		4.00%
	14:30:00	US	Average Hourly Earnings MoM	Aug'21	0.40%	0.40%	0.40%
	15:45:00	US	Markit Services PMI Final	Aug'21	59.9	55.2	55.2
	16:00:00	US	ISM Non-Manufacturing PMI	Aug'21	64.1	63	
	19:00:00	US	Baker Hughes Oil Rig Count 03/SEP	Aug'21			
	19:00:00	US	Baker Hughes Total Rig Count 03/SEP	Aug'21			

Major Central Banks Rate Decisions			
Central Bank	Next Meeting	Last Change	Current Interest Rate
European Central Bank	09-Sep-21	10-Mar-16	0.00%
Bank of Japan	22-Sep-21	29-Jan-16	-0.10%
Bank of England	23-Sep-21	19-Mar-20	0.10%
Federal Reserve	22-Sep-21	15-Mar-20	0.25%
SARB	23-Sep-21	21-May-20	3.50%