

SA MONEY MARKET REPORT

28 September 2018

THE PREVIOUS WEEK IN REVIEW

1. MONEY MARKET INTEREST RATES

SPOT RATES	14-Sep	21-Sep	28-Sep	Change
Repo Rate	6.50%	6.50%	6.50%	0.00%
Treasury Bill 91 days(D)	7.14%	7.12%	7.12%	0.00%
Treasury Bill 91 days(Y)	7.27%	7.25%	7.25%	0.00%
Treasury Bill 182days(D)	7.42%	7.36%	7.34%	-0.02%
Treasury Bill 182days(Y)	7.71%	7.64%	7.64%	0.00%
Treasury Bill 273days(D)	7.50%	7.44%	7.47%	0.03%
Treasury Bill 273days(Y)	7.95%	7.88%	7.88%	0.00%
Treasury Bill 364days(Y)	8.03%	8.01%	8.01%	0.00%
3 Month NCD	6.98%	6.93%	6.93%	0.00%
6 Month NCD	7.60%	7.55%	7.53%	-0.03%
9 Month NCD	7.90%	7.80%	7.80%	0.00%
12 Month NCD	8.35%	8.23%	8.23%	0.00%
18 Month NCD (YTM)	8.34%	8.24%	8.24%	-0.01%
24 Month NCD (YTM)	8.48%	8.39%	8.24%	-0.16%
36 Month NCD (YTM)	8.76%	8.66%	8.66%	-0.01%
R204 (YTM)	7.14%	6.98%	6.88%	-0.100%

MONEY MARKET RATES (NACQ)	14-Sep	21-Sep	28-Sep	Change
3 Month NCD	6.98%	6.98%	6.98%	0.00%
6 Month NCD	7.39%	7.35%	7.32%	-0.02%
9 Month NCD	7.68%	7.58%	7.58%	0.00%
12 Month NCD	8.10%	7.98%	7.98%	0.00%
18 Month NCD	8.09%	8.00%	7.99%	0.00%
24 Month NCD	8.22%	8.14%	7.99%	-0.15%
36 Month NCD	8.49%	8.39%	8.39%	0.00%
R 204	7.14%	6.98%	6.88%	-0.100%

MONEY MARKET LIQUIDITY	14-Sep	21-Sep	28-Sep	Change
Shortage (Rm)	56000	56000	56000	0
Notes (Rm)	135500	132873	146838	13965
Reverse Repo (Rm)	0	0	0	0
Debentures (Rm)	50	50	0	-50
Liquidity Requirements (Rm)	56788	55774	56664	890

2. JIBAR RATES (Nominal Terms)

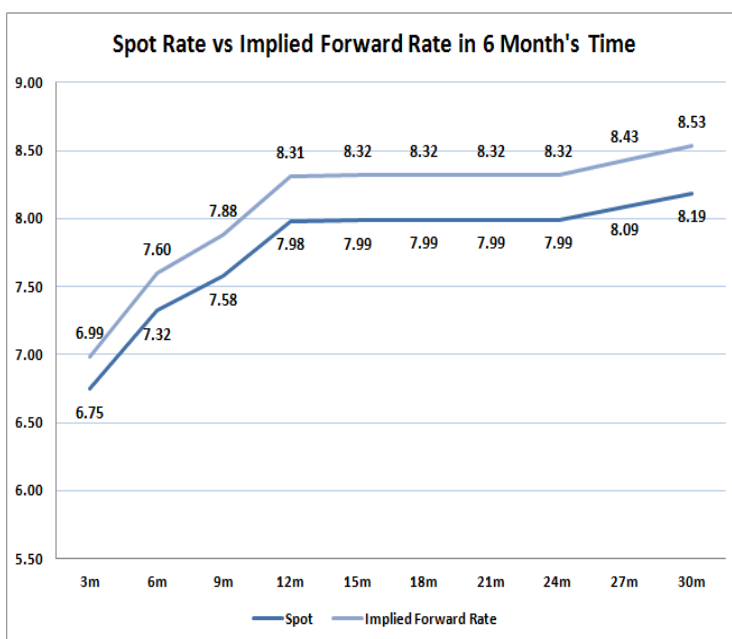
JIBAR (Nominal Terms)	14-Sep	21-Sep	28-Sep	Change
1 Month	6.78%	6.78%	6.78%	-0.01%
3 Month	7.03%	7.03%	7.01%	-0.02%
6 Month	7.68%	7.64%	7.62%	-0.03%
9 Month	7.98%	7.93%	7.88%	-0.04%
12 Month	8.43%	8.35%	8.32%	-0.03%

3. CURRENT AND FUTURE YIELD CURVES (NACQ)

In the graph below the implied forward rates in six months' time are plotted opposite the current spot rates for the corresponding number of months. The implied forward rates are derived from a break-even calculation approach.

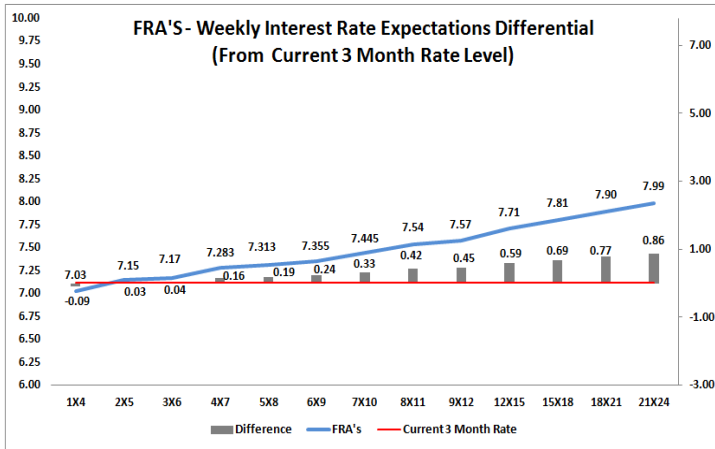
The rates represented in the line graphs below are in NACQ terms.

According to the break-even (forward/forward) calculation, the 12 and 18-month interest rates will be 8.31% and 8.32% respectively in six months time.



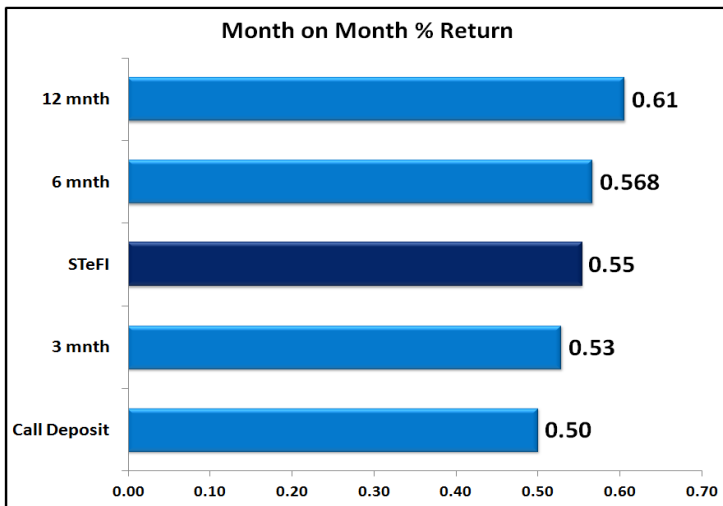
4. FRA RATES (NACQ)

FRA's	14-Sep	21-Sep	28-Sep	Change
1x4	7.14%	7.09%	7.03%	-0.06%
3x6	7.28%	7.22%	7.17%	-0.05%
6x9	7.47%	7.40%	7.36%	-0.04%
9x12	7.72%	7.64%	7.57%	-0.06%
12x15	7.84%	7.75%	7.71%	-0.05%
15x18	7.97%	7.88%	7.81%	-0.08%
18x21	8.03%	7.95%	7.90%	-0.05%
21x24	8.09%	8.01%	7.99%	-0.03%
24x27	8.15%	8.08%	8.08%	0.00%
27x30	8.21%	8.14%	8.17%	0.02%

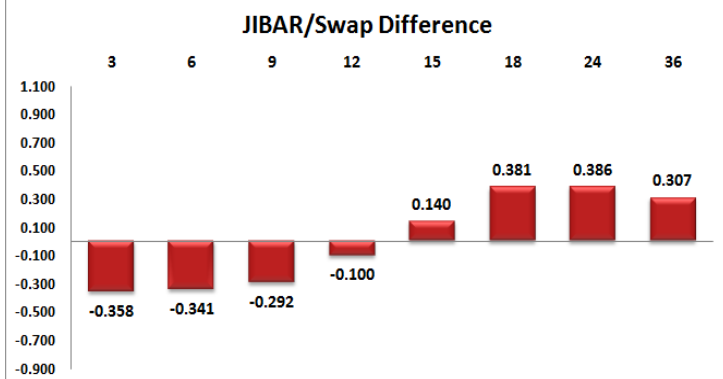
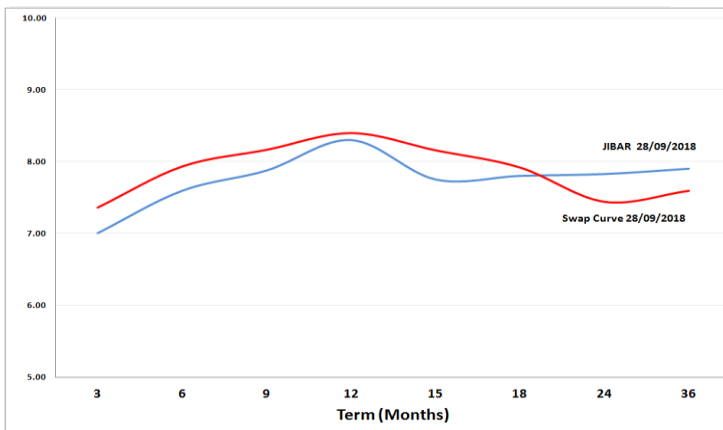


5. MONEY MARKET PERFORMANCE

STeFI (Month on Month) gained 0.55% with the best return 0.61% in the 12-Month area.



6. JIBAR and SWAPS - Curve



7. SARB AND NATIONAL TREASURY OPERATIONS

SARB DEBENTURES			
	Received	Allotted	Av. Rate
7 Days	0	0	0.000%
14 Days	0	0	0.000%
28 Days	0	0	0.000%
56 Days	0	0	0.000%

LONG TERM REVERSE REPO			
14Days			
	Allotted	Av. Rate	

56 Days			
	Allotted	Av. Rate	

TREASURY BILLS			
	Received	Allotted	Av. Rate
91 Days	R4112m	R2800m	7.25%
182 Days	R4955m	R2525m	7.64%
273 Days	R3804m	R2595m	7.88%

8. THE WEEK AHEAD

Date	Time	Country	Event	Month	Previous	Forecast
01-Oct-18	02:00:00	EU	Eurogroup meeting			
	02:00:00	China	National Day			
	02:30:00	Japan	Nikkei Manufacturing PMI		52.9	52.9
	08:00:00	Germany	Import Price Index (MoM)	Aug'18	-0.20%	
	08:00:00	Germany	Import Price Index (YoY)	Aug'18	5%	
	08:00:00	Germany	Retail Sales (YoY)	Aug'18	0.80%	
	08:00:00	Germany	Retail Sales (MoM)	Aug'18	-0.40%	0.40%
	09:55:00	Germany	Markit Manufacturing PMI	Sept'18	53.7	
	10:00:00	EU	Markit Manufacturing PMI	Sept'18	53.3	53.3
	10:30:00	UK	Net Lending to Individuals (MoM)	Sept'18	4B	
	10:30:00	UK	Markit Manufacturing PMI	Sept'18	52.8	53.8
	10:30:00	UK	Consumer Credit	Aug'18	0.817B	1.383B
	10:30:00	UK	Mortgage Approvals	Aug'18	64.768K	65.121K
	10:30:00	UK	M4 Money Supply (YoY)	Aug'18	2.10%	
	10:30:00	UK	M4 Money Supply (MoM)	Aug'18	0.90%	0.40%
	11:00:00	EU	Unemployment Rate	Aug'18	8.20%	8.20%
	11:30:00	SA	Business Confidence Index	Sept'18	90.5	
	14:00:00	SA	Total New Vehicle Sales	Sept'18	47.964	
	15:00:00	US	FOMC Member Bostic speech			
	15:45:00	US	Markit Manufacturing PMI		55.6	55.4
	16:00:00	US	Construction Spending (MoM)	Aug'18	0.10%	0.40%
	17:30:00	US	3-Month Bill Auction		2.18%	
	17:30:00	US	6-Month Bill Auction		2.32%	
	18:15:00	US	FedBank of Boston President Rosengren Speech			
	01:50:00	Japan	Monetary Base (YoY)	Sept'18	6.90%	5.40%
02-Oct-18	02:00:00	China	National Day			
	07:00:00	Japan	Consumer Confidence Index	Sept'18	43.3	43.4
	08:00:00	UK	Nationwide Housing Prices s.a (MoM)	Sept'18	-0.50%	0.20%
	08:00:00	UK	Nationwide Housing Prices n.s.a (YoY)	Sept'18	2%	1.90%
	10:30:00	UK	PMI Construction	Sept'18	52.9	55
	11:00:00	EU	Producer Price Index (MoM)	Sept'18	0.40%	0%
	11:00:00	EU	Producer Price Index (YoY)	Sept'18	4%	3.90%
	14:55:00	US	Redbook index (MoM)		0.30%	
	14:55:00	US	Redbook index (YoY)		5.80%	
	15:45:00	US	ISM NY index - Business Conditions		76.5	
	16:00:00	US	Fed's Quarles speech			
	17:30:00	US	4-Week Bill Auction		2.08%	
	18:00:00	US	Fed's Powell Speech			
	21:30:00	US	Total Vehicle Sales	Sept'18	16.72M	16.8M
	22:30:00	US	API Weekly Crude Oil Stock		2.903M	
	01:01:00	UK	BRC Shop Price Index (YoY)		0.10%	
03-Oct-18	02:00:00	Germany	Day of German Unity			
	02:00:00	China	National Day			
	02:30:00	Japan	Markit Services PMI		51.5	51.8
	09:55:00	Germany	Markit PMI Composite	Sept'18	55.3	55.3
	09:55:00	Germany	Markit Services PMI	Sept'18	56.5	56.5
	10:00:00	EU	Markit Services PMI	Sept'18	54.7	54.7
	10:00:00	EU	Markit PMI Composite	Sept'18	54.2	54.4
	10:30:00	UK	Markit Services PMI	Sept'18	54.3	53.9
	11:00:00	EU	Retail Sales (MoM)	Aug'18	-0.20%	0.20%
	11:00:00	EU	Retail Sales (YoY)	Aug'18	1.10%	1.60%
	12:30:00	US	Fed's Evans Speech			
	13:00:00	US	MBA Mortgage Applications	Sept'18	2.90%	
	14:05:00	US	FOMC member Barkin speech			
	14:15:00	US	ADP Employment Change		163K	185K
	15:45:00	US	Markit Services PMI	Sept'18	52.6	53.6
	15:45:00	US	Markit PMI Composite	Sept'18	53.4	54.1
	16:00:00	US	ISM Non-Manufacturing PMI		58.5	58.3
	16:30:00	US	EIA Crude Oil Stocks change		1.852M	-0.105K
	20:15:00	US	FOMC Member Mester speech			
	01:50:00	Japan	Foreign investment in Japan stocks	Sept'18	-519.8B	
	01:50:00	Japan	Foreign bond investment	Sept'18	1505B	
04-Oct-18	02:00:00	China	National Day			
	13:30:00	US	Challenger Job Cuts (YoY)		38.472K	
	14:30:00	US	Continuing Jobless Claims		1.661M	1.669M
	14:30:00	US	Initial Jobless Claims		214K	206K
	15:15:00	US	Fed's Quarles speech			
	16:00:00	US	Factory Orders (MoM)	Aug'18	-0.80%	0.90%
	16:30:00	US	EIA Natural Gas Storage change		46B	34.5
	01:30:00	Japan	Overall Household Spending (YoY)	Aug'18	0.10%	-0.90%
05-Oct-18	02:00:00	Japan	Labor Cash Earnings (YoY)	Aug'18	1.50%	0.40%
	07:00:00	Japan	Leading Economic Index		103.9	103.7
	07:00:00	Japan	Coincident Index		116.1	117.1
	08:00:00	Germany	Producer Price Index (MoM)	Aug'18	0.20%	0.20%
	08:00:00	SA	Net \$Gold & Forex Reserve	Sept'18	3%	
	08:00:00	SA	Gross \$Gold & Forex Reserve	Sept'18	42.35B	
	08:00:00	Germany	Factory Orders n.s.a. (YoY)	Sept'18	49.848B	
	08:00:00	Germany	Factory Orders s.a. (MoM)	Aug'18	-0.90%	
	09:30:00	UK	Halifax House Prices (3m/YoY)	Aug'18	-0.90%	0%
	09:30:00	UK	Halifax House Prices (MoM)	Sept'18	3.70%	
	14:30:00	US	Nonfarm Payrolls	Sept'18	201K	188K
	14:30:00	US	Labor Force Participation Rate	Sept'18	62.70%	62.60%
	14:30:00	US	Average Hourly Earnings (YoY)	Sept'18	2.90%	3%
	14:30:00	US	Average Weekly Hours	Sept'18	34.5	34.5
	14:30:00	US	Unemployment Rate	Sept'18	3.90%	3.80%
	14:30:00	US	Average Hourly Earnings (MoM)	Sept'18	0.40%	0.30%
	14:30:00	US	Trade Balance	Aug'18	-50.1B	-50B
	20:00:00	US	Baker Hughes US Oil Rig Count			
	21:00:00	US	Consumer Credit Change	Aug'18	16.64B	15.45B
	01:50:00	Japan	JP Foreign Reserves	Aug'18	1259.3B	

Major Central Banks Rate Decisions			
Central Bank	Next Meeting	Last Change	Current Interest Rate
European Central Bank	25-Oct-18	10-Mar-16	0.00%
Bank of Japan	31-Oct-18	29-Jan-16	-0.10%
Bank of England	01-Nov-18	02-Aug-18	0.75%
Federal Reserve	08-Nov-18	26-Sep-18	2.25%
SARB	22-Nov-18	28-Mar-18	6.50%