

## SA MONEY MARKET REPORT

29 March 2018

### THE PREVIOUS WEEK IN REVIEW

#### 1. MONEY MARKET INTEREST RATES

SPOT RATES	16-Mar	23-Mar	29-Mar	Change
Repo Rate	6.75%	6.75%	6.50%	-0.25%
Treasury Bill 91 days(D)	7.11%	7.05%	6.87%	-0.18%
Treasury Bill 91 days(Y)	7.24%	7.17%	6.99%	-0.18%
Treasury Bill 182days(D)	7.11%	7.09%	6.96%	-0.13%
Treasury Bill 182days(Y)	7.37%	7.35%	7.21%	-0.14%
Treasury Bill 273days(D)	7.01%	6.94%	6.86%	-0.08%
Treasury Bill 273days(Y)	7.40%	7.32%	7.23%	-0.09%
Treasury Bill 364days(Y)	7.36%	7.31%	7.26%	-0.05%
3 Month NCD	7.08%	7.08%	6.83%	-0.25%
6 Month NCD	7.48%	7.48%	7.33%	-0.15%
9 Month NCD	7.58%	7.55%	7.48%	-0.08%
12 Month NCD	7.83%	7.78%	7.78%	0.00%
18 Month NCD (YTM)	7.67%	7.62%	7.58%	-0.05%
24 Month NCD (YTM)	7.70%	7.65%	7.62%	-0.03%
36 Month NCD (YTM)	7.95%	7.91%	7.85%	-0.06%
R204 (YTM)	6.72%	6.59%	6.55%	-0.040%

MONEY MARKET RATES (NACQ)	16-Mar	23-Mar	29-Mar	Change
3 Month NCD	6.98%	6.98%	6.98%	0.00%
6 Month NCD	7.27%	7.27%	7.13%	-0.14%
9 Month NCD	7.37%	7.35%	7.27%	-0.07%
12 Month NCD	7.61%	7.56%	7.56%	0.00%
18 Month NCD	7.45%	7.41%	7.37%	-0.04%
24 Month NCD	7.48%	7.44%	7.41%	-0.03%
36 Month NCD	7.72%	7.69%	7.63%	-0.06%
R 204	6.72%	6.59%	6.55%	-0.040%

MONEY MARKET LIQUIDITY	16-Mar	23-Mar	29-Mar	Change
Shortage (Rm)	56000	56000	56000	0
Notes (Rm)	128332	130387	141861	11474
Reverse Repo (Rm)	0	0	0	0
Debentures (Rm)	640	160	340	180
Liquidity Requirements (Rm)	56286	55574	57922	2348

#### 2. JIBAR RATES (Nominal Terms)

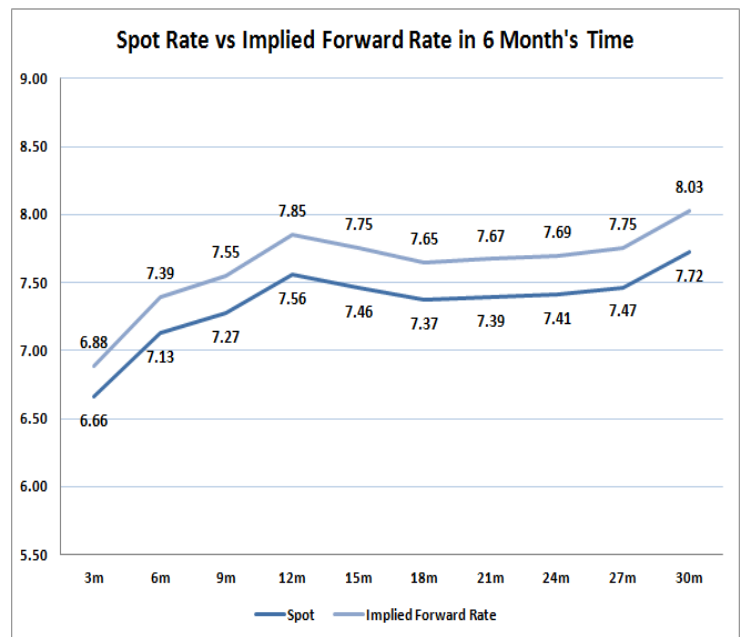
JIBAR (Nominal Terms)	16-Mar	23-Mar	29-Mar	Change
1 Month	6.89%	6.90%	6.90%	0.00%
3 Month	7.13%	7.13%	7.13%	0.00%
6 Month	7.54%	7.53%	7.51%	-0.03%
9 Month	7.63%	7.63%	7.58%	-0.04%
12 Month	7.88%	7.87%	7.81%	-0.06%

#### 3. CURRENT AND FUTURE YIELD CURVES (NACQ)

In the graph below the implied forward rates in six months' time are plotted opposite the current spot rates for the corresponding number of months. The implied forward rates are derived from a break-even calculation approach.

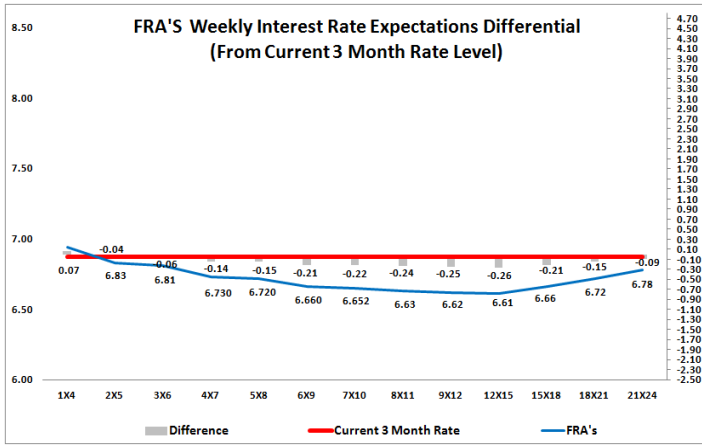
The rates represented in the line graphs below are in NACQ terms.

According to the break-even (forward/forward) calculation, the 12 and 18-month interest rates will be 7.85% and 7.65% respectively in six months time.



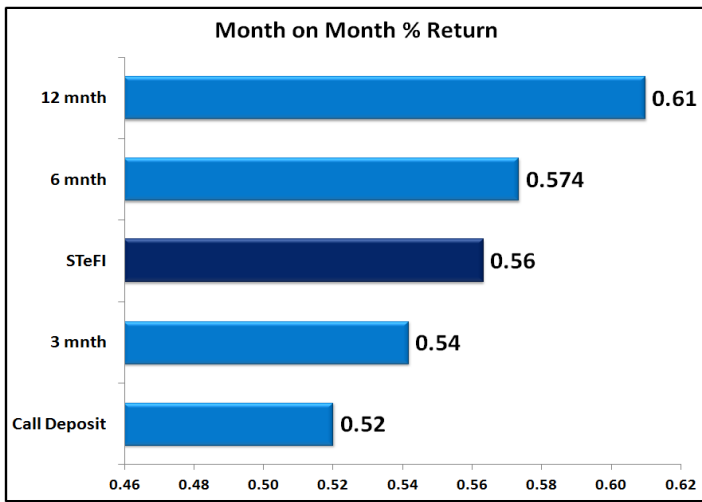
#### 4. FRA RATES (NACQ)

FRA's	16-Mar	23-Mar	29-Mar	Change
1x4	6.96%	6.96%	6.94%	-0.02%
3x6	6.86%	6.86%	6.81%	-0.05%
6x9	6.77%	6.77%	6.66%	-0.11%
9x12	6.70%	6.70%	6.62%	-0.08%
12x15	6.70%	6.70%	6.61%	-0.09%
15x18	6.75%	6.75%	6.66%	-0.09%
18x21	6.80%	6.81%	6.72%	-0.09%
21x24	6.85%	6.87%	6.78%	-0.09%
24x27	6.90%	6.93%	6.84%	-0.09%
27x30	6.95%	6.99%	6.90%	-0.09%

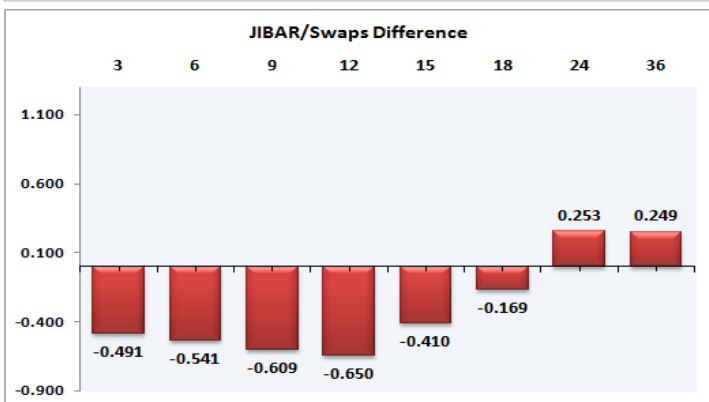
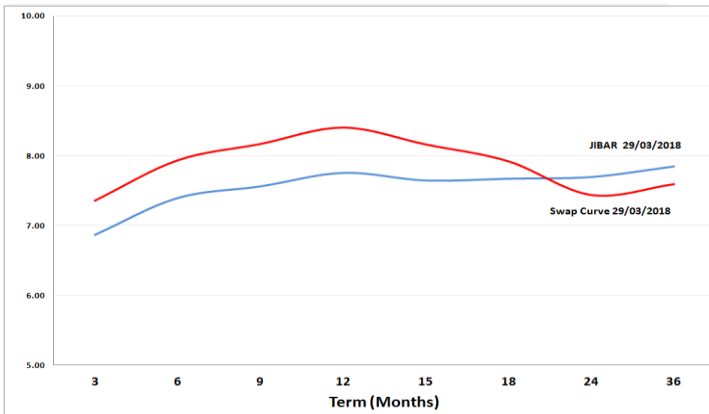


## 5. MONEY MARKET PERFORMANCE

STeFI (Month on Month) gained 0.56% with the best return 0.61% in the 12-Month area.



## 6. JIBAR and SWAPS - Curve



## 7. SARB AND NATIONAL TREASURY OPERATIONS

SARB DEBENTURES			
	Received	Allotted	Av. Rate
7 Days	0	0	0.000%
14 Days	0	0	0.000%
28 Days	300	300	6.750%
56 Days	0	0	0.000%

LONG TERM REVERSE REPO			
14Days			
	Allotted	Av. Rate	

56 Days			
	Allotted	Av. Rate	

TREASURY BILLS			
	Received	Allotted	Av. Rate
91 Days	R3703m	R1800m	6.99%
182 Days	R3665m	R2200m	7.21%
273 Days	R4337m	R2270m	7.23%

## 8. THE WEEK AHEAD

Date	Time	Country	Event	Month	Previous	Forecast
02-Apr-18	02:00:00	SA	Family Day			
	02:00:00	UK	Easter Monday			
	02:00:00	Germany	Easter Monday			
	02:30:00	Japan	Nikkei Manufacturing PMI		53.2	
	03:45:00	China	Caixin Manufacturing PMI		51.6	51.7
	07:00:00	Japan	Consumer Confidence Index		44.3	
	15:45:00	US	Markit Manufacturing PMI		55.7	
	16:00:00	US	ISM Manufacturing PMI		60.8	60
	16:00:00	US	ISM Prices Paid		74.2	74.5
	16:00:00	US	Construction Spending (MoM)		0%	0.30%
	17:30:00	US	3-Month Bill Auction		1.76%	
	17:30:00	US	3-Month Bill Auction			
	17:30:00	US	6-Month Bill Auction		1.90%	
	01:50:00	Japan	Monetary Base (YoY)		9.40%	
03-Apr-18	02:01:00	UK	BRC Shop Price Index (YoY)		-0.80%	
	08:00:00	Germany	Retail Sales (MoM)	Feb'18	-0.70%	
	08:00:00	Germany	Retail Sales (YoY)	Feb'18	2.30%	
	09:55:00	Germany	Markit Manufacturing PMI		58.4	
	10:30:00	UK	Markit Manufacturing PMI		55.2	
	11:00:00	EU	Markit Manufacturing PMI		56.6	
	14:55:00	US	Redbook index (YoY)		3.60%	
	14:55:00	US	Redbook index (MoM)		0.10%	
	15:00:00	SA	Total New Vehicle (YoY)	Mar'18	-3.80%	
	15:00:00	SA	Total New Vehicle Sales	Mar'18	46347	46267
	15:45:00	US	ISM NY index - Business Conditions		54.5	
	17:00:00	US	IBD/TIPP Economic Optimism (MoM)		55.6	
	17:30:00	US	4-Week Bill Auction		1.71%	
	21:30:00	US	Total Vehicle Sales		17.08M	17.1M
	22:30:00	US	API Weekly Crude Oil Stock		5.321M	
04-Apr-18	02:30:00	Japan	Markit Services PMI		51.7	
	03:45:00	China	Caixin China Services PMI		54.2	
	10:30:00	UK	PMI Construction		51.4	
	11:00:00	EU	Unemployment Rate		8.60%	
	11:00:00	EU	Consumer Price Index (YoY)	Mar'18	1.10%	1.40%
	11:00:00	EU	Consumer Price Index - Core (YoY)	Mar'18	1%	
	13:00:00	US	MBA Mortgage Applications		4.80%	
	14:15:00	US	ADP Employment Change		235K	205K
	16:00:00	US	ISM Non-Manufacturing PMI		59.5	59
	16:00:00	US	Factory Orders (MoM)		-1.40%	1.20%
	16:30:00	US	EIA Crude Oil Stocks change		1.643M	
	16:45:00	US	Markit PMI Composite		54.3	
	16:45:00	US	Markit Services PMI		54.1	
	01:50:00	Japan	Foreign investment in Japan stocks	Feb'18	-2161.6B	
	01:50:00	Japan	Foreign bond investment	Feb'18	790.1B	
05-Apr-18	02:00:00	China	Ching Ming Festival			
	08:00:00	Germany	Factory Orders s.a. (MoM)		-3.90%	
	08:00:00	Germany	Factory Orders n.s.a. (YoY)		8.20%	
	10:00:00	EU	Markit Services PMI		55	
	10:00:00	EU	Markit PMI Composite		55.3	
	10:55:00	Germany	Markit Services PMI		54.2	
	10:55:00	Germany	Markit PMI Composite		55.4	
	11:00:00	EU	Producer Price Index (YoY)	Feb'18	1.50%	
	11:00:00	EU	Producer Price Index (MoM)	Feb'18	0.40%	
	11:00:00	EU	Retail Sales (YoY)	Feb'18	2.30%	
	11:00:00	EU	Retail Sales (MoM)	Feb'18	-0.10%	
	11:30:00	UK	Markit Services PMI		54.5	
	11:30:00	SA	Business Confidence Index	Mar'18	98.9	
	13:30:00	US	Challenger Job Cuts (YoY)		35.369K	
	13:30:00	EU	ECB Monetary Policy Meeting Accounts			
	14:30:00	US	Trade Balance	Mar'18	-56.6B	-56.3B
	14:30:00	US	Initial Jobless Claims			
	14:30:00	US	Continuing Jobless Claims			
	16:30:00	US	EIA Natural Gas Storage change			
	01:30:00	Japan	Overall Household Spending (YoY)		1.90%	
	01:50:00	Japan	JP Foreign Reserves		1261.7B	
06-Apr-18	02:00:00	Japan	Labor Cash Earnings (YoY)		0.70%	
	08:00:00	Germany	Industrial Production s.a. (MoM)		-0.10%	
	08:00:00	Germany	Industrial Production n.s.a. w.d.a. (YoY)		5.50%	
	14:30:00	US	Average Weekly Hours		34.5	34.5
	14:30:00	US	Labor Force Participation Rate		63%	
	14:30:00	US	Average Hourly Earnings (MoM)		0.10%	0.20%
	14:30:00	US	Unemployment Rate	Mar'18	4.10%	4%
	14:30:00	US	Average Hourly Earnings (YoY)		2.60%	2.70%
	14:30:00	US	Nonfarm Payrolls	Mar'18	313K	203K
	14:30:00	EU	Employment Change (YoY)	Mar'18	1.60%	
	14:30:00	EU	Employment Change (QoQ)	Mar'18	0.30%	
	19:00:00	US	Baker Hughes US Oil Rig Count			
	21:00:00	US	Consumer Credit Change	Mar'18	13.91B	

Major Central Banks Rate Decisions			
Central Bank	Next Meeting	Last Change	Current Interest Rate
European Central Bank	26-Apr-18	10-Mar-16	0.00%
Bank of Japan	27-Apr-18	29-Jan-16	-0.10%
Bank of England	10-May-18	02-Nov-17	0.50%
Federal Reserve	02-May-18	21-Mar-18	1.75%
SARB	24-May-18	28-Mar-18	6.50%