



SA MONEY MARKET REPORT

31 August 2018

THE PREVIOUS WEEK IN REVIEW

1. MONEY MARKET INTEREST RATES

SPOT RATES	17-Aug	24-Aug	31-Aug	Change
Repo Rate	6.50%	6.50%	6.50%	0.00%
Treasury Bill 91 days(D)	7.17%	7.15%	7.16%	0.01%
Treasury Bill 91 days(Y)	7.30%	7.28%	7.29%	0.01%
Treasury Bill 182days(D)	7.38%	7.39%	7.41%	0.02%
Treasury Bill 182days(Y)	7.66%	7.67%	7.70%	0.03%
Treasury Bill 273days(D)	7.48%	7.45%	7.48%	0.03%
Treasury Bill 273days(Y)	7.93%	7.89%	7.92%	0.03%
Treasury Bill 364days(Y)	7.93%	7.95%	8.02%	0.07%
3 Month NCD	6.95%	6.95%	6.95%	0.00%
6 Month NCD	7.55%	7.55%	7.58%	0.03%
9 Month NCD	7.85%	7.83%	7.88%	0.05%
12 Month NCD	8.30%	8.25%	8.30%	0.05%
18 Month NCD (YTM)	8.33%	8.24%	8.33%	0.08%
24 Month NCD (YTM)	8.47%	8.36%	8.46%	0.10%
36 Month NCD (YTM)	8.76%	8.62%	8.76%	0.14%
R204 (YTM)	7.04%	6.95%	7.06%	0.110%

MONEY MARKET RATES (NACQ)	17-Aug	24-Aug	31-Aug	Change
3 Month NCD	6.98%	6.98%	6.98%	0.00%
6 Month NCD	7.35%	7.35%	7.37%	0.02%
9 Month NCD	7.63%	7.61%	7.65%	0.05%
12 Month NCD	8.05%	8.01%	8.05%	0.05%
18 Month NCD	8.08%	8.00%	8.08%	0.08%
24 Month NCD	8.21%	8.11%	8.20%	0.09%
36 Month NCD	8.49%	8.35%	8.48%	0.13%
R 204	7.04%	6.95%	7.06%	0.110%

MONEY MARKET LIQUIDITY	17-Aug	24-Aug	31-Aug	Change
Shortage (Rm)	56000	56000	56000	0
Notes (Rm)	131656	134097	143539	9442
Reverse Repo (Rm)	0	0	0	0
Debentures (Rm)	0	0	0	0
Liquidity Requirements (Rm)	56393	54873	57189	2316

2. JIBAR RATES (Nominal Terms)

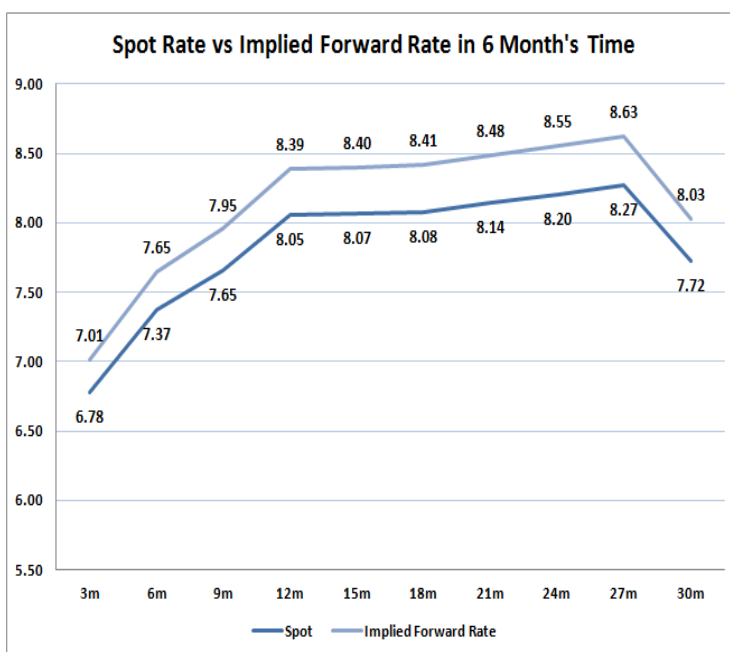
JIBAR (Nominal Terms)	17-Aug	24-Aug	31-Aug	Change
1 Month	6.74%	6.75%	6.74%	-0.01%
3 Month	7.01%	7.02%	7.01%	-0.01%
6 Month	7.58%	7.63%	7.63%	-0.01%
9 Month	7.88%	7.91%	7.90%	-0.01%
12 Month	8.30%	8.35%	8.31%	-0.04%

3. CURRENT AND FUTURE YIELD CURVES (NACQ)

In the graph below the implied forward rates in six months' time are plotted opposite the current spot rates for the corresponding number of months. The implied forward rates are derived from a break-even calculation approach.

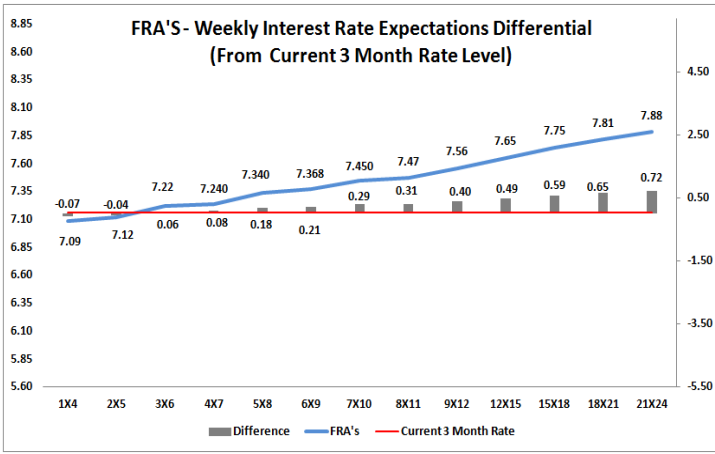
The rates represented in the line graphs below are in NACQ terms.

According to the break-even (forward/forward) calculation, the 12 and 18-month interest rates will be 8.39% and 8.41% respectively in six months time.



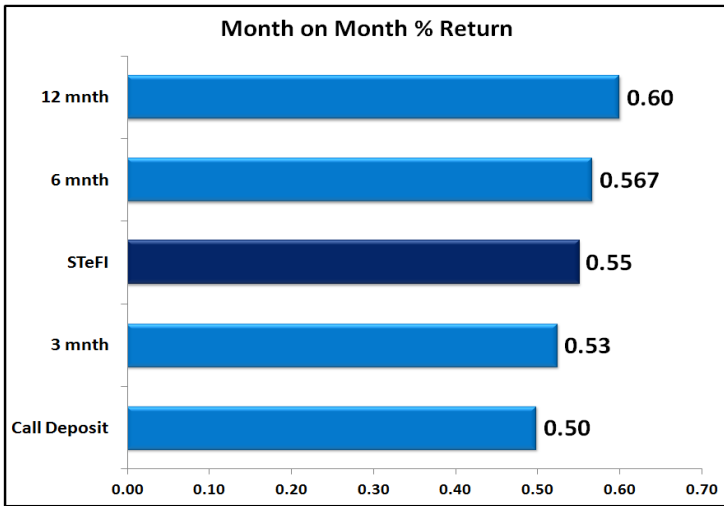
4. FRA RATES (NACQ)

FRA's	17-Aug	24-Aug	31-Aug	Change
1x4	7.03%	7.11%	7.09%	-0.03%
3x6	7.16%	7.16%	7.22%	0.06%
6x9	7.40%	7.41%	7.37%	-0.04%
9x12	7.54%	7.54%	7.56%	0.02%
12x15	7.69%	7.66%	7.65%	-0.01%
15x18	7.74%	7.76%	7.75%	-0.01%
18x21	7.84%	7.81%	7.81%	0.00%
21x24	7.95%	7.87%	7.88%	0.01%
24x27	8.05%	7.93%	7.95%	0.02%
27x30	8.15%	7.99%	8.02%	0.03%

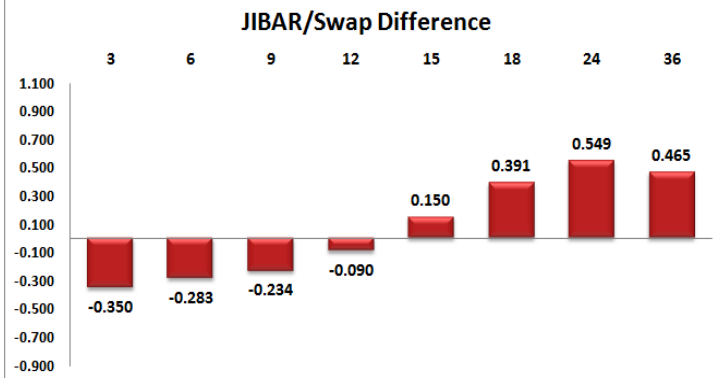
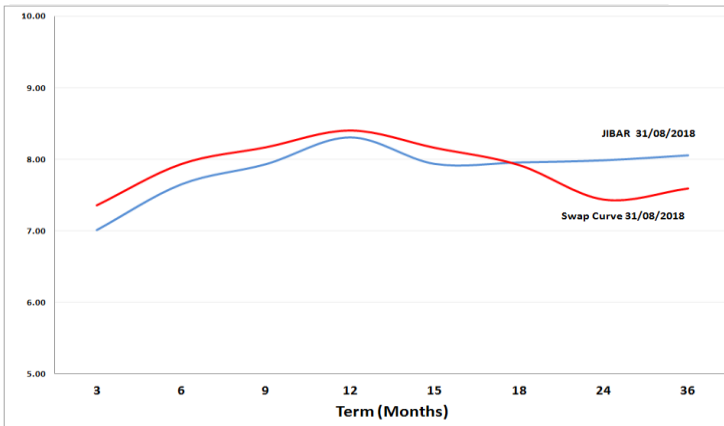


5. MONEY MARKET PERFORMANCE

STeFI (Month on Month) gained 0.55% with the best return 0.60% in the 12-Month area.



6. JIBAR and SWAPS - Curve



7. SARB AND NATIONAL TREASURY OPERATIONS

SARB DEBENTURES			
	Received	Allotted	Av. Rate
7 Days	0	0	0.000%
14 Days	0	0	0.000%
28 Days	0	0	0.000%
56 Days	0	0	0.000%

LONG TERM REVERSE REPO			
14Days			
	Allotted	Av. Rate	

TREASURY BILLS			
	Received	Allotted	Av. Rate
91 Days	R2303m	R1800m	7.29%
182 Days	R3925m	R2200m	7.70%
273 Days	R5845m	R2270m	7.92%

8. THE WEEK AHEAD

Date	Time	Country	Event	Month	Previous	Forecast
03-Sep-18	02:00:00	US	Labor Day			
	02:30:00	Japan	Nikkei Manufacturing PMI	Aug'18	52.5	52.5
	03:45:00	China	Caixin China Services PMI	Aug'18	50.8	50.6
	09:55:00	Germany	Markit Manufacturing PMI	Aug'18	56.1	56.1
	10:00:00	EU	Markit Manufacturing PMI	Aug'18	54.6	54.8
	10:30:00	UK	Markit Manufacturing PMI	Aug'18	54	55
	10:30:00	US	Fed's Evans Speech			
	11:30:00	SA	Business Confidence Index	Aug'18	94.7	
	14:00:00	SA	Total New Vehicle Sales	Aug'18	47881	47856
	01:01:00	UK	BRC Like-For-Like Retail Sales (YoY)	Aug'18	0.50%	0.30%
	01:50:00	Japan	Monetary Base (YoY)	Aug'18	7%	5.50%
04-Sep-18	10:30:00	UK	PMI Construction		55.8	52.8
	11:00:00	EU	Producer Price Index (MoM)	Aug'18	0.40%	0.10%
	11:00:00	EU	Producer Price Index (YoY)	Aug'18	3.60%	4.30%
	11:30:00	SA	Gross Domestic Product (QoQ)	Q2	-2.20%	-0.50%
	11:30:00	SA	Gross Domestic Product (YoY)	Q2	0.80%	1.30%
	14:15:00	UK	Inflation Report Hearings			
	15:45:00	UK	Markit Manufacturing PMI	Aug'18	54.5	54.3
	16:00:00	US	ISM Manufacturing PMI	Aug'18	58.1	57.7
	16:00:00	US	Construction Spending (MoM)	Jul'18	-1.10%	0.60%
	16:30:00	US	Fed's Evans Speech			
	17:30:00	US	4-Week Bill Auction		1.93%	
	17:30:00	US	3-Month Bill Auction		2.08%	
	17:30:00	US	6-Month Bill Auction		2.21%	
	21:30:00	US	Total Vehicle Sales	Aug'18	16.77M	16.8M
05-Sep-18	02:30:00	Japan	Markit Services PMI	Aug'18	51.3	
	03:45:00	China	Caixin China Services PMI		52.8	53.5
	09:55:00	Germany	Markit PMI Composite		55.7	
	09:55:00	Germany	Markit Services PMI	Aug'18	55.2	
	10:00:00	EU	Markit Services PMI	Aug'18	54.4	54.3
	10:00:00	EU	Markit PMI Composite	Aug'18	54.4	54.4
	10:30:00	UK	Markit Services PMI	Aug'18	53.5	54.7
	11:00:00	EU	Retail Sales (MoM)	Jul'18	0.30%	0%
	11:00:00	EU	Retail Sales (YoY)	Jul'18	1.20%	1.5
	13:00:00	US	MBA Mortgage Applications	Aug'18	-1.70%	
	14:30:00	US	Trade Balance	Jul'18	-46.3B	-46.7B
	14:55:00	US	Redbook index (YoY)		5.10%	
	14:55:00	US	Redbook index (MoM)		0.40%	
	15:45:00	US	ISM NY index - Business Conditions		75	
	21:00:00	US	FOMC Member Williams speech			
	22:00:00	US	FOMC Member Kashkari speech			
	22:15:00	US	FOMC Member Williams speech			
	22:30:00	US	API Weekly Crude Oil Stock		0.038M	
	09:30:00	US	FOMC Member Bostic speech			
	01:50:00	Japan	Foreign investment in Japan stocks	Aug'18	-334.9B	
	01:50:00	Japan	Foreign bond investment	Aug'18	235.5B	
06-Sep-18	08:00:00	Germany	Factory Orders n.s.a. (YoY)	Jul'18	-0.80%	
	08:00:00	Germany	Factory Orders s.a. (MoM)	Jul'18	-4%	
	11:00:00	SA	Current Account (in Rand)	Q2	-229.0B	
	11:00:00	SA	Current Account (% of GDP)	Q2	-4.80%	
	13:30:00	US	Challenger Job Cuts (YoY)		27.122K	
	14:15:00	US	ADP Employment Change		219K	187K
	14:30:00	US	Continuing Jobless Claims		1.708M	1.754M
	14:30:00	US	Initial Jobless Claims		213K	212K
	14:30:00	US	Unit Labor Costs	Aug'18	-0.90%	-0.80%
	14:30:00	US	Nonfarm Productivity	Aug'18	2.90%	2.90%
	15:45:00	US	Markit PMI Composite	Aug'18	55	55.8
	15:45:00	US	Markit Services PMI	Aug'18	55.2	56
	16:00:00	US	FOMC Member Williams speech			
	16:00:00	US	ISM Non-Manufacturing PMI	Aug'18	55.7	56
	16:00:00	US	Factory Orders (MoM)		0.70%	-0.50%
	16:30:00	US	EIA Natural Gas Storage change		70B	50B
	17:00:00	US	EIA Crude Oil Stocks change		-2.566M	-4.212M
	01:01:00	UK	RICS Housing Price Balance		4%	
	01:30:00	Japan	Overall Household Spending (YoY)	Jul'18	-1.20%	-1.60%
07-Sep-18	02:00:00	Japan	Labor Cash Earnings (YoY)		3.60%	0.30%
	02:00:00	EU	Eurogroup meeting			
	07:00:00	Japan	Coincident Index		116.4	116.9
	07:00:00	Japan	Leading Economic Index		104.7	105
	08:00:00	Germany	Industrial Production s.a. (MoM)		-0.90%	0.20%
	08:00:00	Germany	Current Account n.s.a.	Jul'18	26.2B	
	08:00:00	Germany	Trade Balance s.a.	Jul'18	19.3B	20.3B
	08:00:00	Germany	Exports (MoM)	Jul'18	0%	
	08:00:00	Germany	Imports (MoM)	Jul'18	1.20%	
	08:00:00	SA	Gross \$Gold & Forex Reserve	Aug'18	50,511B	
	08:00:00	SA	Net \$Gold & Forex Reserve	Aug'18	42,444B	
	09:30:00	UK	Halifax House Prices (MoM)	Aug'18	1.40%	0.20%
	10:20:00	China	Foreign Exchange Reserves (MoM)	Aug'18	3.118T	
	11:00:00	EU	Gross Domestic Product s.a. (QoQ)	Q2 (Rev)	0.40%	0.40%
	11:00:00	EU	Gross Domestic Product s.a. (YoY)	Q2 (Rev)	2.20%	2.20%
	11:30:00	UK	Consumer Inflation Expectations	Aug'18	2.90%	
	14:30:00	US	Average Weekly Hours	Aug'18	34.5	34.5
	14:30:00	US	Average Hourly Earnings (YoY)	Aug'18	2.70%	2.80%
	14:30:00	US	Nonfarm Payrolls	Aug'18	157K	187K
	14:30:00	US	Unemployment Rate	Aug'18	3.90%	3.90%
	14:30:00	US	Average Hourly Earnings (MoM)	Aug'18	0.30%	0.30%
	14:30:00	US	Labor Force Participation Rate	Aug'18	62.90%	
	14:30:00	US	Federal Bank of Boston Pres Rosengren Speech			
	15:00:00	US	FOMC Member Mester speech			
	18:45:00	US	FOMC Member Kaplan Speech			
	19:00:00	US	Baker Hughes US Oil Rig Count			

Major Central Banks Rate Decisions			
Central Bank	Next Meeting	Last Change	Current Interest Rate
European Central Bank	13-Sep-18	10-Mar-16	0.00%
Bank of Japan	19-Sep-18	29-Jan-16	-0.10%
Bank of England	13-Sep-18	02-Aug-18	0.75%
Federal Reserve	26-Sep-18	13-Jun-18	2.00%
SARB	20-Sep-18	28-Mar-18	6.50%