

SA MONEY MARKET REPORT

08 October 2021

THE PREVIOUS WEEK IN REVIEW

1. MONEY MARKET INTEREST RATES

SPOT RATES	23-Sep	01-Oct	08-Oct	Change
Repo Rate	3.50%	3.50%	3.50%	0.00%
Treasury Bill 91 days(D)	3.79%	3.75%	3.78%	0.03%
Treasury Bill 91 days(Y)	3.83%	3.79%	3.81%	0.02%
Treasury Bill 182days(D)	4.34%	4.37%	4.40%	0.03%
Treasury Bill 182days(Y)	4.44%	4.46%	4.50%	0.04%
Treasury Bill 273days(D)	4.72%	4.79%	4.84%	0.05%
Treasury Bill 273days(Y)	4.89%	4.96%	5.03%	0.07%
Treasury Bill 364days(Y)	5.04%	5.09%	5.20%	0.11%
3 Month NCD	3.60%	3.60%	3.63%	0.02%
6 Month NCD	4.15%	4.15%	4.25%	0.10%
9 Month NCD	4.48%	4.50%	4.70%	0.20%
12 Month NCD	4.78%	4.85%	5.10%	0.25%
18 Month NCD (YTM)	5.11%	5.24%	5.61%	0.38%
24 Month NCD (YTM)	5.48%	5.66%	6.09%	0.43%
36 Month NCD (YTM)	6.01%	6.24%	6.71%	0.47%
R2023 (YTM)	4.97%	4.97%	4.97%	0.000%

MONEY MARKET RATES (NACQ)	23-Sep	01-Oct	08-Oct	Change
3 Month NCD	3.60%	3.60%	3.63%	0.02%
6 Month NCD	4.09%	4.09%	4.18%	0.10%
9 Month NCD	4.40%	4.43%	4.62%	0.19%
12 Month NCD	4.69%	4.76%	5.01%	0.24%
18 Month NCD	5.01%	5.14%	5.50%	0.36%
24 Month NCD	5.37%	5.54%	5.96%	0.42%
36 Month NCD	5.88%	6.09%	6.55%	0.45%
R 2 023	4.97%	4.97%	4.97%	0.000%

MONEY MARKET LIQUIDITY	23-Sep	01-Oct	08-Oct	Change
Shortage (Rm)	40550	54750	41450	-13300
Notes (Rm)	165017	166611	169084	2473
Reverse Repo (Rm)	0	0	0	0
Debentures (Rm)	5006	1836	7724	5888
Liquidity Requirements (Rm)	15603	40479	40056	-423

2. JIBAR RATES (Nominal Terms)

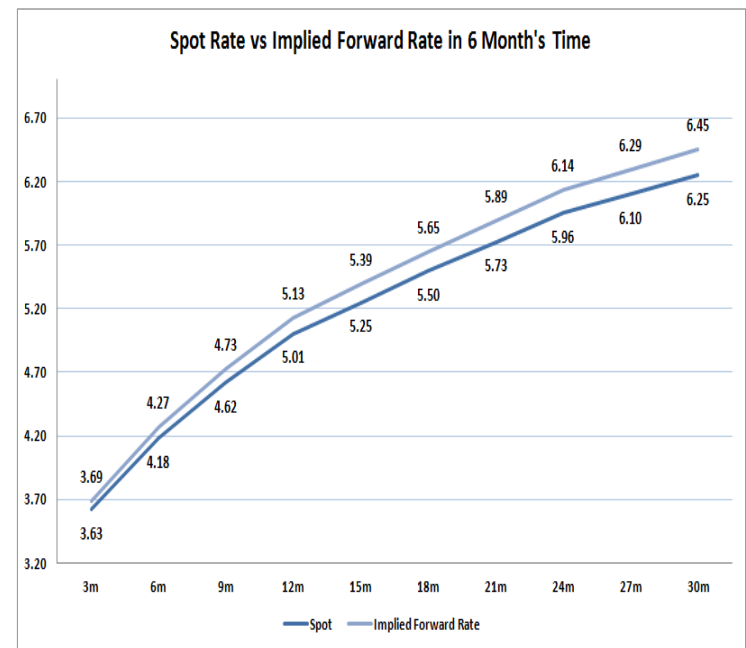
JIBAR (Nominal Terms)	23-Sep	01-Oct	08-Oct	Change
1 Month	3.48%	3.48%	3.49%	0.01%
3 Month	3.68%	3.68%	3.68%	0.01%
6 Month	4.20%	4.23%	4.28%	0.05%
9 Month	4.50%	4.58%	4.68%	0.10%
12 Month	4.84%	4.93%	5.08%	0.15%

3. CURRENT AND FUTURE YIELD CURVES (NACQ)

In the graph below the implied forward rates in six months' time is plotted opposite the current spot rates for the corresponding number of months. The implied forward rates are derived from a break-even calculation approach.

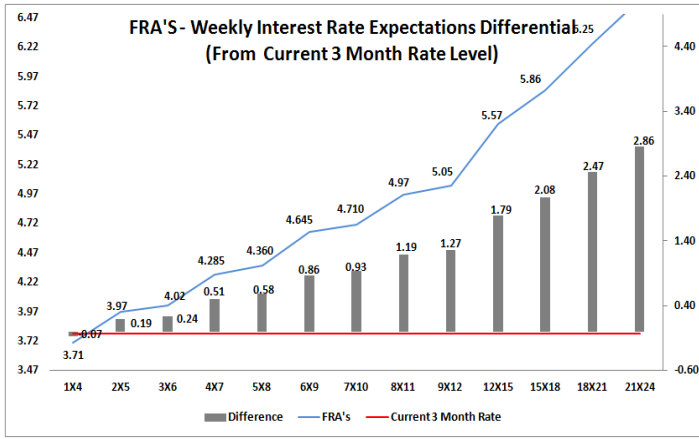
The rates represented in the line graphs below are in NACQ terms.

According to the break-even (forward/forward) calculation, the 12 and 18-month interest rates will be 5.13% and 5.65% respectively in six months time.



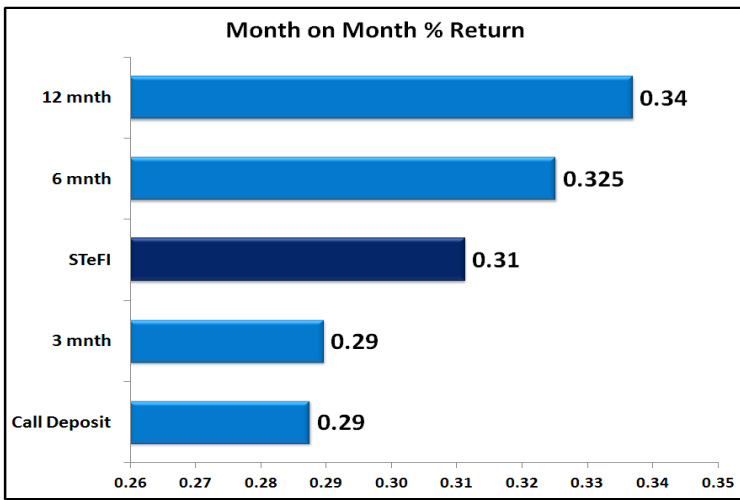
4. FRA RATES (NACQ)

FRA's	23-Sep	01-Oct	08-Oct	Change
1x4	3.72%	3.71%	3.71%	0.00%
3x6	3.87%	3.92%	4.02%	0.10%
6x9	4.19%	4.41%	4.65%	0.24%
9x12	4.57%	4.75%	5.05%	0.30%
12x15	4.90%	5.22%	5.57%	0.35%
15x18	5.26%	5.47%	5.86%	0.39%
18x21	5.47%	5.83%	6.25%	0.42%
21x24	5.67%	6.20%	6.64%	0.44%
24x27	5.88%	6.56%	7.03%	0.46%
27x30	6.08%	6.93%	7.42%	0.49%

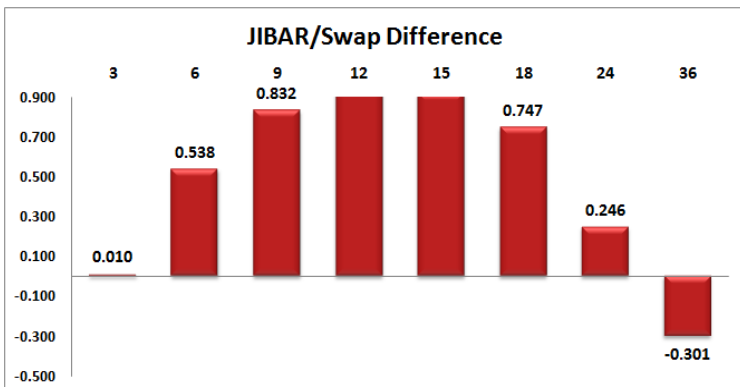
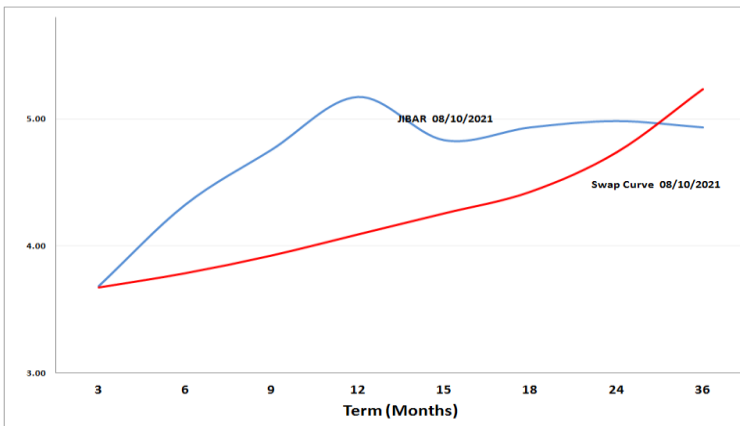


5. MONEY MARKET PERFORMANCE

STeFI (Month on Month) gained 0.31% with the best return 0.34% in the 12-Month area.



6. JIBAR and SWAPS - Curve



7. SARB AND NATIONAL TREASURY OPERATIONS

SARB DEBENTURES			
	Received	Allotted	Av. Rate
7 Days	3000	3000	3.480%
14 Days	3951	3951	3.470%
28 Days	611	611	3.700%
56 Days	0	0	0.000%
LONG TERM REVERSE REPO			
14Days			
	Allotted	Av. Rate	
56 Days			
	Allotted	Av. Rate	
TREASURY BILLS			
	Received	Allotted	Av. Rate
91 Days	R2844m	R1657m	3.81%
182 Days	R5554m	R2700m	4.50%
273 Days	R7347m	R3800m	4.88%

8. THE WEEK AHEAD

Date	Time	Country	Event	Month	Previous	Consensus	Forecast
11-Oct-21	17:30:00	US	6-Month Bill Auction		0.06%		
	17:30:00	US	3-Month Bill Auction		0.04%		
12-Oct-21	01:50:00	Japan	Bank Lending YoY SEP	Sept'21	0.60%		0.50%
	01:50:00	Japan	PPI YoY SEP	Sept'21	5.50%	5.90%	5.60%
	08:00:00	UK	Employment Change JUL	Jul'21	183K		195K
	08:00:00	UK	Average Earnings incl. Bonus AUG	Aug'21	8.30%		7.10%
	08:00:00	UK	Unemployment Rate AUG	Aug'21	4.60%	4.50%	4.60%
	08:00:00	UK	Average Earnings excl. Bonus AUG	Aug'21	6.80%	6.00%	6.00%
	11:00:00	EU	ZEW Economic Sentiment Index OCT	Oct'21	31.1		20
	11:00:00	Germany	ZEW Economic Sentiment Index OCT	Oct'21	26.5	24	17.6
	11:30:00	SA	Gold Production YoY AUG	Aug'21	13.40%		
	11:30:00	SA	Mining Production MoM AUG	Aug'21	4.10%		
	11:30:00	SA	Mining Production YoY AUG	Aug'21	10.30%		
	11:40:00	Germany	2-Year Schatz Auction				-0.70%
	12:00:00	US	NFIB Business Optimism Index SEP	Sept'21	100.1		100
	13:00:00	SA	Manufacturing Production YoY AUG	Aug'21	-4.10%		3.80%
	13:00:00	SA	Manufacturing Production MoM AUG	Aug'21	-8.00%		0.60%
	14:55:00	US	Redbook YoY 09/OCT	Oct'21	16.40%		
	16:30:00	US	NY Fed Treasury Purchases 10 to 22.5 yrs			\$1.425B	
	17:00:00	US	Consumer Inflation Expectations SEP	Sept'21	5.20%		5.30%
	17:30:00	US	3-Year Note Auction		0.45%		
19:00:00	US	10-Year Note Auction		1.34%			
13-Oct-21	01:00:00	Japan	Reuters Tankan Index OCT	Oct'21	18		20
	01:50:00	Japan	Machinery Orders YoY AUG	Aug'21	11.10%	14.70%	10.00%
	05:00:00	China	Balance of Trade SEP	Sept'21	\$58.34B	\$47.6B	\$ 26.7B
	05:00:00	China	Exports YoY SEP	Sept'21	25.60%	21.50%	21.00%
	05:00:00	China	Imports YoY SEP	Sept'21	33.10%	19.20%	29.00%
	08:00:00	Germany	Inflation Rate YoY Final SEP	Sept'21	3.90%	4.10%	4.10%
	08:00:00	UK	Balance of Trade AUG	Aug'21	£ 3.1B		£ 2.4B
	08:00:00	UK	Industrial Production YoY AUG	Aug'21	3.80%		3.60%
	08:00:00	UK	GDP 3-Month Avg AUG	Aug'21	3.60%	3.00%	2.50%
	08:00:00	UK	Construction Output YoY AUG	Aug'21	8.60%		5.10%
	08:00:00	UK	Manufacturing Production YoY AUG	Aug'21	6.00%		4.70%
	08:00:00	UK	GDP YoY AUG	Aug'21	7.50%		5.90%
	08:00:00	UK	GDP MoM AUG	Aug'21	0.10%	0.50%	0.60%
	08:00:00	UK	Manufacturing Production MoM AUG	Aug'21	0.00%		0.50%
	11:00:00	EU	Industrial Production YoY AUG	Aug'21	7.70%	4.90%	6.00%
	11:40:00	Germany	30-Year Bund Auction		-0.04%		
	13:00:00	SA	Retail Sales YoY AUG	Aug'21	-0.80%		1.30%
	13:00:00	SA	Retail Sales MoM AUG	Aug'21	-11.20%		-2.00%
	13:00:00	US	MBA 30-Year Mortgage Rate 08/OCT	Oct'21	3.14%		
	13:00:00	US	MBA Mortgage Applications 08/OCT	Oct'21	-6.90%		
	14:30:00	US	Core Inflation Rate YoY SEP	Sept'21	4.00%		4.00%
	14:30:00	US	Inflation Rate YoY SEP	Sept'21	5.30%	5.40%	5.30%
	14:30:00	US	Core Inflation Rate MoM SEP	Sept'21	0.10%	0.20%	0.20%
14:30:00	US	Inflation Rate MoM SEP	Sept'21	0.30%	0.30%	0.30%	
16:30:00	US	NY Fed Treasury Purchases 4.5 to 7 yrs			\$6.025B		
19:00:00	US	30-Year Bond Auction		1.91%			
20:00:00	US	FOMC Minutes					
22:30:00	US	API Crude Oil Stock Change 08/OCT	Oct'21	0.951M			
	China	Vehicle Sales YoY SEP	Sept'21	-17.80%		-15.00%	
14-Oct-21	01:50:00	Japan	Foreign Bond Investment 09/OCT	Oct'21	¥1189.4B		
	03:30:00	China	Inflation Rate YoY SEP	Sept'21	0.80%	0.90%	0.80%
	03:30:00	China	PPI YoY SEP	Sept'21	9.50%	10.50%	9.80%
	06:30:00	Japan	Industrial Production YoY Final AUG	Aug'21	11.60%		9.30%
	14:30:00	US	PPI MoM SEP	Sept'21	0.70%	0.50%	0.70%
	14:30:00	US	Initial Jobless Claims 09/OCT	Oct'21	326K		315K
	14:30:00	US	Jobless Claims 4-week Average OCT/09	Oct'21	344K		2649K
	14:30:00	US	Continuing Jobless Claims 02/OCT	Oct'21	2714K		
	14:30:00	US	Core PPI MoM SEP	Sept'21	0.60%	0.40%	0.40%
	14:30:00	US	Core PPI YoY SEP	Sept'21	6.70%		6.70%
	14:30:00	US	PPI YoY SEP	Sept'21	8.30%		8.40%
	16:30:00	US	NY Fed Treasury Purchases 22.5 to 30 yrs			\$2.025B	
	17:00:00	US	EIA Crude Oil Stocks Change 08/OCT	Oct'21	2.346M		
17:00:00	US	EIA Crude Oil Imports Change 08/OCT	Oct'21	1.389M			
17:30:00	US	4-Week Bill Auction		0.00035			
17:30:00	US	8-Week Bill Auction		0.0011			
20:00:00	US	Monthly Budget Statement SEP	Sept'21	\$ -171B		\$ -120B	
	China	New Yuan Loans SEP	Sept'21	CNY1220B	CNY1850B	CNY1790B	
	China	M2 Money Supply YoY SEP	Sept'21	8.20%	8.10%	8.20%	
15-Oct-21	08:00:00	Germany	Wholesale Prices YoY SEP	Sept'21	12.30%		12.70%
	11:00:00	EU	Balance of Trade AUG	Aug'21	€ 20.7B		€ 16.4B
	14:30:00	US	Retail Sales MoM SEP	Sept'21	0.70%	-0.20%	0.10%
	14:30:00	US	Retail Sales Ex Autos MoM SEP	Sept'21	1.80%	0.40%	0.30%
	14:30:00	US	Import Prices YoY SEP	Sept'21	9.00%		8.00%
	14:30:00	US	Export Prices YoY SEP	Sept'21	16.80%		17.20%
	14:30:00	US	NY Empire State Manufacturing Index OCT	Oct'21	34.3	27.8	28
	14:30:00	US	Retail Sales YoY SEP	Sept'21	15.10%		9.00%
	16:00:00	US	Michigan Consumer Sentiment Prel OCT	Oct'21	72.8	74	75
	16:00:00	US	Michigan 5 Year Inflation Expectations Prel OCT	Oct'21	3.00%		3.00%
	16:00:00	US	Michigan Consumer Expectations Prel OCT	Oct'21	68.1		68.5
16:00:00	US	Michigan Inflation Expectations Prel OCT	Oct'21	4.60%		4.70%	
16:00:00	US	Michigan Current Conditions Prel OCT	Oct'21	80.1		80	

Major Central Banks Rate Decisions			
Central Bank	Next Meeting	Last Change	Current Interest Rate
European Central Bank	28-Oct-21	10-Mar-16	0.00%
Bank of Japan	28-Oct-21	29-Jan-16	-0.10%
Bank of England	04-Nov-21	19-Mar-20	0.10%
Federal Reserve	03-Nov-21	15-Mar-20	0.25%
SARB	18-Nov-21	21-May-20	3.50%