

## SA MONEY MARKET REPORT

03 November 2017

### THE PREVIOUS WEEK IN REVIEW

#### 1. MONEY MARKET INTEREST RATES

SPOT RATES	20-Oct	27-Oct	03-Nov	Change
Repo Rate	6.75%	6.75%	6.75%	0.00%
Treasury Bill 91 days(D)	7.27%	7.40%	7.39%	-0.01%
Treasury Bill 91 days(Y)	7.41%	7.54%	7.53%	-0.01%
Treasury Bill 182days(D)	7.29%	7.46%	7.47%	0.01%
Treasury Bill 182days(Y)	7.56%	7.75%	7.76%	0.01%
Treasury Bill 273days(D)	7.25%	7.54%	7.57%	0.03%
Treasury Bill 273days(Y)	7.66%	7.99%	8.03%	0.04%
Treasury Bill 364days(Y)	7.74%	8.09%	8.13%	0.04%
3 Month NCD	6.95%	6.98%	6.98%	0.00%
6 Month NCD	7.43%	7.55%	7.55%	0.00%
9 Month NCD	7.58%	7.80%	7.78%	-0.03%
12 Month NCD	7.83%	8.15%	8.10%	-0.05%
18 Month NCD (YTM)	7.77%	8.18%	8.10%	-0.08%
24 Month NCD (YTM)	7.86%	8.34%	8.24%	-0.10%
36 Month NCD (YTM)	8.19%	8.62%	8.60%	-0.02%
R204 (YTM)	7.16%	7.50%	7.345%	-0.150%

MONEY MARKET RATES (NACQ)	20-Oct	27-Oct	03-Nov	Change
3 Month NCD	6.95%	6.98%	6.98%	0.00%
6 Month NCD	7.23%	7.35%	7.35%	0.00%
9 Month NCD	7.37%	7.58%	7.56%	-0.02%
12 Month NCD	7.61%	7.91%	7.86%	-0.05%
18 Month NCD	7.56%	7.94%	7.86%	-0.08%
24 Month NCD	7.64%	8.09%	8.00%	-0.09%
36 Month NCD	7.95%	8.35%	8.33%	-0.02%
R 204	7.16%	7.50%	7.35%	-0.150%

MONEY MARKET LIQUIDITY	20-Oct	27-Oct	03-Nov	Change
Shortage (Rm)	56000	56000	56000	0
Notes (Rm)	124386	131376	139627	8251
Reverse Repo (Rm)	0	0	0	0
Debentures (Rm)	356	291	193	-98
Liquidity Requirements (Rm)	56941	57141	57529	388

#### 2. JIBAR RATES (Nominal Terms)

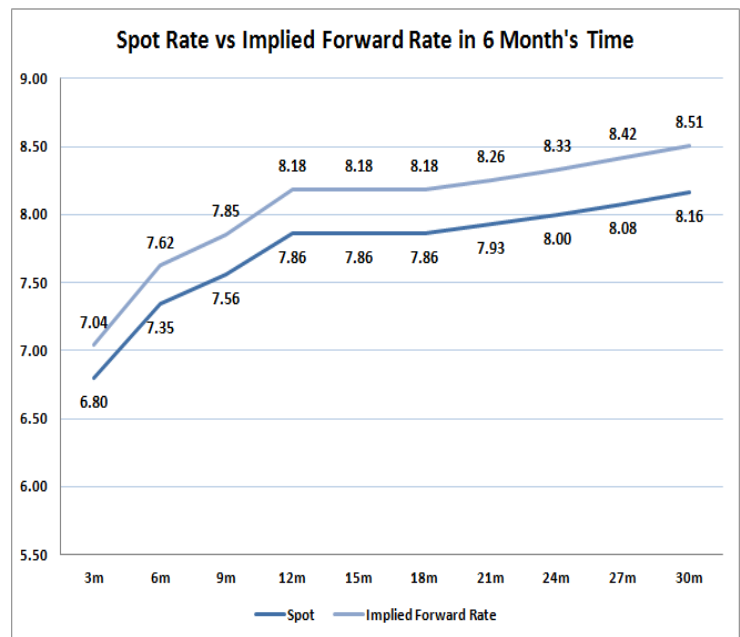
JIBAR (Nominal Terms)	20-Oct	27-Oct	03-Nov	Change
1 Month	6.83%	6.83%	6.84%	0.02%
3 Month	7.03%	7.03%	7.05%	0.02%
6 Month	7.47%	7.54%	7.58%	0.03%
9 Month	7.63%	7.83%	7.83%	0.01%
12 Month	7.88%	8.13%	8.13%	-0.01%

#### 3. CURRENT AND FUTURE YIELD CURVES (NACQ)

In the graph below the implied forward rates in six months' time are plotted opposite the current spot rates for the corresponding number of months. The implied forward rates are derived from a break-even calculation approach.

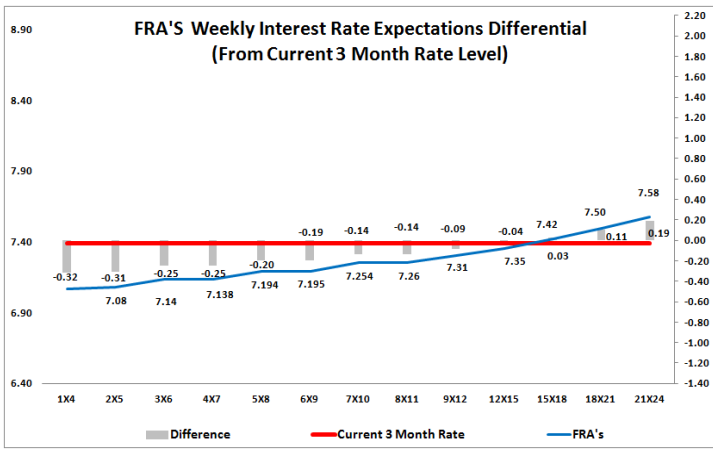
The rates represented in the line graphs below are in NACQ terms.

According to the break-even (forward/forward) calculation, the 12 and 18-month interest rates will be 8.18% and 8.18% respectively in six months time.



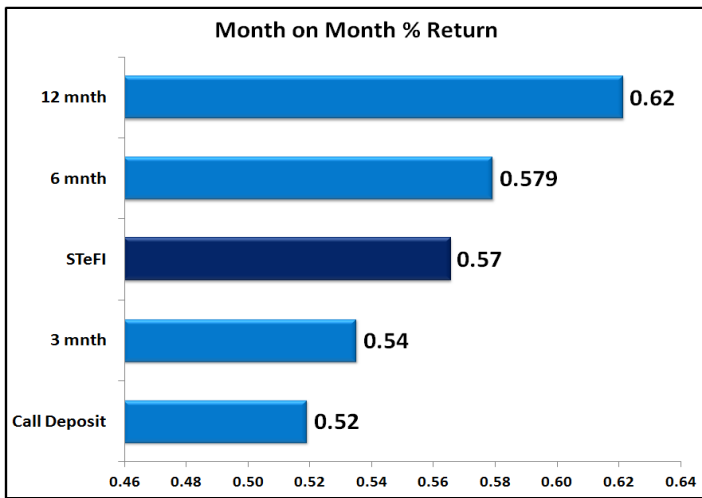
#### 4. FRA RATES (NACQ)

FRA's	20-Oct	27-Oct	03-Nov	Change
1x4	7.04%	7.04%	7.07%	0.03%
3x6	6.98%	7.06%	7.14%	0.08%
6x9	6.89%	7.08%	7.20%	0.12%
9x12	6.87%	7.14%	7.31%	0.16%
12x15	6.90%	7.21%	7.35%	0.15%
15x18	6.96%	7.29%	7.42%	0.13%
18x21	7.04%	7.37%	7.50%	0.13%
21x24	7.12%	7.45%	7.58%	0.13%
24x27	7.20%	7.53%	7.65%	0.12%
27x30	7.28%	7.61%	7.73%	0.12%

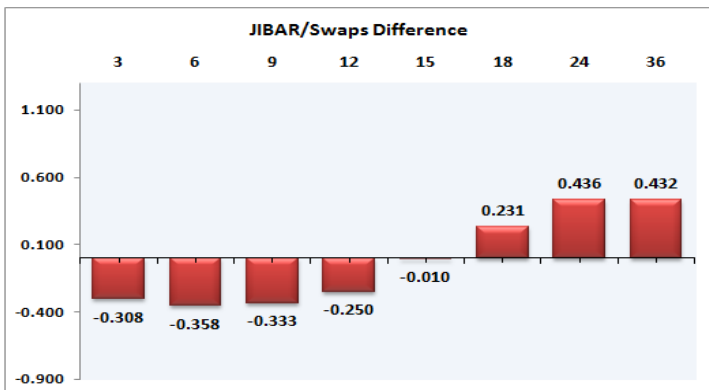
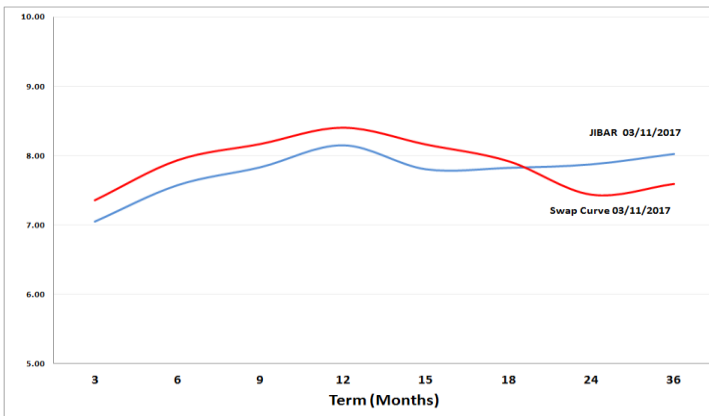


## 5. MONEY MARKET PERFORMANCE

STeFI (Month on Month) gained 0.57% with the best return 0.62% in the 12-Month area.



## 6. JIBAR and SWAPS - Curve



## 7. SARB AND NATIONAL TREASURY OPERATIONS

SARB DEBENTURES			
	Received	Allotted	Av. Rate
7 Days	12	12	6.750%
14 Days	0	0	0.000%
28 Days	0	0	0.000%
56 Days	0	0	0.000%
LONG TERM REVERSE REPO			
14 Days			
	Allotted	Av. Rate	
56 Days			
	Allotted	Av. Rate	
TREASURY BILLS			
	Received	Allotted	Av. Rate
91 Days	R7240m	R3555m	7.53%
182 Days	R3644m	R2460m	7.76%
273 Days	R2633m	R2500m	8.03%

## 8. THE WEEK AHEAD

Date	Time	Country	Event	Previous	Forecast
05-Nov-17	02:00:00	US	Daylight Saving Time Ends		
	01:50:00	Japan	BoJ Monetary Policy Meeting Minutes		
06-Nov-17	02:00:00	EU	Eurogroup meeting		
	09:00:00	Germany	Factory Orders n.s.a. (YoY)	7.80%	
	09:00:00	Germany	Factory Orders s.a. (MoM)	3.60%	
	10:55:00	Germany	Market Services PMI	55.2	
	10:55:00	Germany	Market PMI Composite	56.9	
	11:00:00	EU	Market Services PMI	54.9	
	11:00:00	EU	Market PMI Composite	55.9	
	11:30:00	UK	30-y Bond Auction	1.87%	
	11:30:00	EU	Sentix Investor Confidence	29.7	
	12:00:00	EU	Producer Price Index (YoY)	2.50%	
	12:00:00	EU	Producer Price Index (MoM)	0.30%	
	15:00:00	US	FOMC Member Yellen Speech		
	18:30:00	US	3-Month Bill Auction	1.13%	
	18:30:00	US	6-Month Bill Auction	1.26%	
	20:00:00	US	Loan Officer Survey		
07-Nov-17	02:00:00	Japan	Labor Cash Earnings (YoY)	0.90%	
	02:01:00	UK	BRC Like-For-Like Retail Sales (YoY)	1.90%	
	04:00:00	China	Foreign Exchange Reserves (MoM)		
	08:00:00	SA	Net \$Gold & Forex Reserve	42.651B	
	08:00:00	SA	Gross \$Gold & Forex Reserve	49.384B	
	09:00:00	Germany	Industrial Production s.a. (MoM)	2.60%	
	09:00:00	Germany	Industrial Production n.s.a. w.d.a. (YoY)	4.70%	
	10:30:00	UK	Halifax House Prices (MoM)	0.80%	
	10:30:00	UK	Halifax House Prices (3m/YoY)	4%	
	11:30:00	SA	Business Confidence Index	93	
	12:00:00	UK	Inflation Report Hearings		
	12:00:00	EU	Retail Sales (MoM)	-0.50%	
	12:00:00	EU	Retail Sales (YoY)	1.20%	
	15:55:00	US	Redbook index (YoY)	3.60%	
	15:55:00	US	Redbook index (MoM)	-1.30%	
	17:00:00	US	JOLT'S Job Openings	6.082M	
	17:00:00	UK	NIESR GDP Estimate (3M)	0.40%	
	17:00:00	UK	IBD/TIPP Economic Optimism (MoM)	50.3	
	18:30:00	US	52-Week Bill auction	1.37%	
	18:30:00	US	4-Week Bill Auction	1.02%	
	20:00:00	US	3-Year Note Auction	1.66%	
	22:00:00	US	Consumer Credit Change	13.06B	
	22:30:00	US	API Weekly Crude Oil Stock	-5.087M	
08-Nov-17	02:00:00	Japan	Coincident Index	117.7	
	02:00:00	Japan	Leading Economic Index	107.2	
	04:00:00	China	Exports (YoY)	8.10%	
	04:00:00	China	Imports (YoY) CNY	19.50%	
	04:00:00	China	Trade Balance USD	28.47B	
	04:00:00	China	Exports (YoY) CNY	9%	
	04:00:00	China	Imports (YoY)	18.70%	
	04:00:00	China	Trade Balance CNY	193B	
	10:00:00	EU	Non-monetary policy's ECB meeting		
	11:00:00	UK	10-y Bond Auction	1.32%	
	14:00:00	US	MBA Mortgage Applications	-2.60%	
	17:30:00	US	EIA Crude Oil Stocks change	-2.435M	
	19:00:00	US	10-Year Note Auction	2.35%	
	01:50:00	Japan	Bank lending (YoY)	3%	
	01:50:00	Japan	JP Foreign Reserves	1266.3B	
	01:50:00	Japan	BOJ Summary of Opinions		
	01:50:00	Japan	Foreign investment in Japan stocks	697B	
	01:50:00	Japan	Foreign bond investment	-1084.2B	
	01:50:00	Japan	Current Account n.s.a.	2380.4B	
	01:50:00	Japan	Trade Balance - BOP Basis	3.18.7B	
	01:50:00	Japan	Machinery Orders (YoY)	4.40%	
	01:50:00	Japan	Machinery Orders (MoM)	3.40%	
09-Nov-17	02:01:00	UK	RICS Housing Price Balance	6%	
	03:30:00	China	Producer Price Index (YoY)	6.90%	
	03:30:00	China	Consumer Price Index (MoM)	0.50%	
	03:30:00	China	Consumer Price Index (YoY)	1.60%	
	06:30:00	Japan	Tertiary Industry Index (MoM)	-0.23%	
	07:00:00	Japan	Eco Watchers Survey: Current	51.3	
	07:00:00	Japan	Eco Watchers Survey: Outlook	51	
	08:00:00	Japan	Machine Tool Orders (YoY)	45.30%	
	09:00:00	Germany	Trade Balance s.a.	21.6B	
	09:00:00	Germany	Exports (MoM)	3.10%	
	09:00:00	Germany	Current Account n.s.a.	17.8B	
	09:00:00	Germany	Imports (MoM)	1.20%	
	11:00:00	EU	Economic Bulletin		
	11:30:00	SA	Gold Production (YoY)	7.70%	
	11:30:00	SA	Mining Production (YoY)	6.90%	
	12:00:00	EU	European Commission Releases Economic Growth Forecasts		
	13:00:00	SA	Manufacturing Production Index (YoY)	1.50%	
	13:00:00	SA	Manufacturing Production (MoM)	0.30%	
	15:30:00	US	Continuing Jobless Claims	1.884M	
	15:30:00	US	Initial Jobless Claims	229K	
	17:00:00	US	Wholesale Inventories	0.30%	
	17:30:00	US	EIA Natural Gas Storage change	65B	
	19:00:00	US	30-Year Bond Auction	2.87%	
	01:50:00	Japan	Money Supply M2+CD (YoY)	4.10%	
10-Nov-17	02:00:00	US	Veterans Day (Observed)		
	04:00:00	China	M2 Money Supply (YoY)	9.20%	
	04:00:00	China	New Loans	1.270B	
	11:30:00	UK	Industrial Production (MoM)	0.20%	
	11:30:00	UK	Manufacturing Production (MoM)	0.40%	
	11:30:00	UK	Industrial Production (YoY)	1.60%	
	11:30:00	UK	Manufacturing Production (YoY)	2.80%	
	11:30:00	UK	Total Trade Balance	-5.626B	
	11:30:00	UK	Trade Balance; non-EU	-5.835B	
	11:30:00	UK	Goods Trade Balance	-14.245B	
	19:00:00	US	Baker Hughes US Oil Rig Count		

### Major Central Banks Rate Decisions

Central Bank	Next Meeting	Last Change	Current Interest Rate
European Central Bank	14-Dec-17	02-Aug-16	0.00%
Bank of Japan	21-Dec-17	29-Jan-16	-0.10%
Bank of England	06-Dec-17	02-Nov-17	0.50%
Federal Reserve	13-Dec-17	14-Jun-17	1.25%
SARB	21-Nov-17	20-Jul-17	6.75%