



## SA MONEY MARKET REPORT

02 October 2020

### THE PREVIOUS WEEK IN REVIEW

#### 1. MONEY MARKET INTEREST RATES

SPOT RATES	18-Sep	25-Sep	02-Oct	Change
Repo Rate	3.50%	3.50%	3.50%	0.00%
Treasury Bill 91 days(D)	3.46%	3.47%	3.48%	0.01%
Treasury Bill 91 days(Y)	3.49%	3.50%	3.51%	0.01%
Treasury Bill 182days(D)	3.64%	3.67%	3.63%	-0.04%
Treasury Bill 182days(Y)	3.71%	3.74%	3.69%	-0.05%
Treasury Bill 273days(D)	3.63%	3.75%	3.60%	-0.15%
Treasury Bill 273days(Y)	3.73%	3.86%	3.77%	-0.09%
Treasury Bill 364days(Y)	3.75%	3.82%	3.83%	0.01%
3 Month NCD	3.33%	3.30%	3.30%	0.00%
6 Month NCD	3.38%	3.38%	3.35%	-0.03%
9 Month NCD	3.45%	3.45%	3.43%	-0.03%
12 Month NCD	3.58%	3.60%	3.53%	-0.08%
18 Month NCD (YTM)	3.70%	3.74%	3.67%	-0.08%
24 Month NCD (YTM)	4.00%	4.04%	3.96%	-0.08%
36 Month NCD (YTM)	4.49%	4.56%	4.51%	-0.05%
R208 (YTM)	3.77%	3.57%	3.55%	-0.020%

MONEY MARKET RATES (NACQ)	18-Sep	25-Sep	02-Oct	Change
3 Month NCD	3.33%	3.30%	3.30%	0.00%
6 Month NCD	3.33%	3.33%	3.31%	-0.02%
9 Month NCD	3.41%	3.41%	3.38%	-0.02%
12 Month NCD	3.53%	3.55%	3.48%	-0.07%
18 Month NCD	3.65%	3.69%	3.62%	-0.07%
24 Month NCD	3.94%	3.98%	3.90%	-0.08%
36 Month NCD	4.42%	4.48%	4.44%	-0.05%
R 208	3.77%	3.57%	3.55%	-0.020%

MONEY MARKET LIQUIDITY	18-Sep	25-Sep	02-Oct	Change
Shortage (Rm)	30900	25250	41750	16500
Notes (Rm)	164498	169165	170809	1644
Reverse Repo (Rm)	500	500	0	-500
Debentures (Rm)	7731	7656	4426	-3230
Liquidity Requirements (Rm)	29081	21870	27618	5748

#### 2. JIBAR RATES (Nominal Terms)

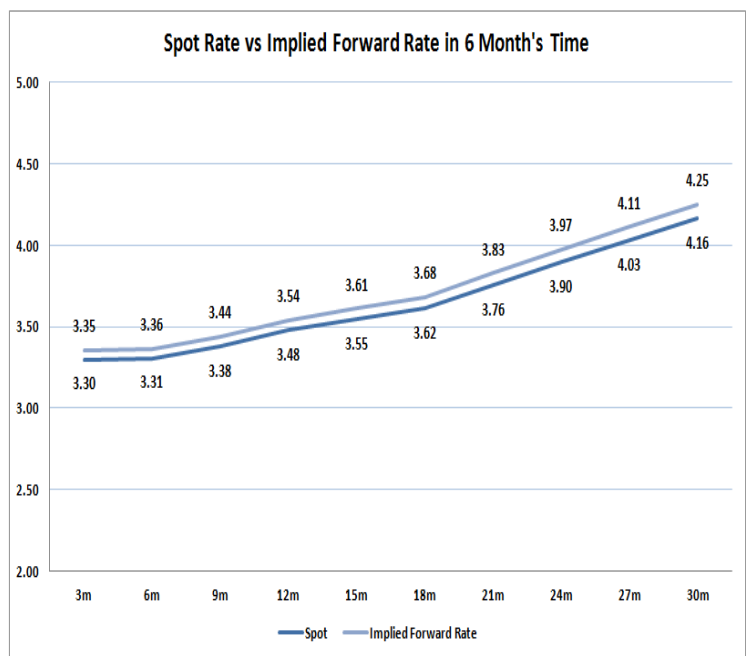
JIBAR (Nominal Terms)	18-Sep	25-Sep	02-Oct	Change
1 Month	3.31%	3.34%	3.34%	0.00%
3 Month	3.36%	3.36%	3.36%	0.00%
6 Month	3.40%	3.43%	3.41%	-0.02%
9 Month	3.46%	3.51%	3.48%	-0.03%
12 Month	3.58%	3.63%	3.58%	-0.05%

#### 3. CURRENT AND FUTURE YIELD CURVES (NACQ)

In the graph below the implied forward rates in six months' time are plotted opposite the current spot rates for the corresponding number of months. The implied forward rates are derived from a break-even calculation approach.

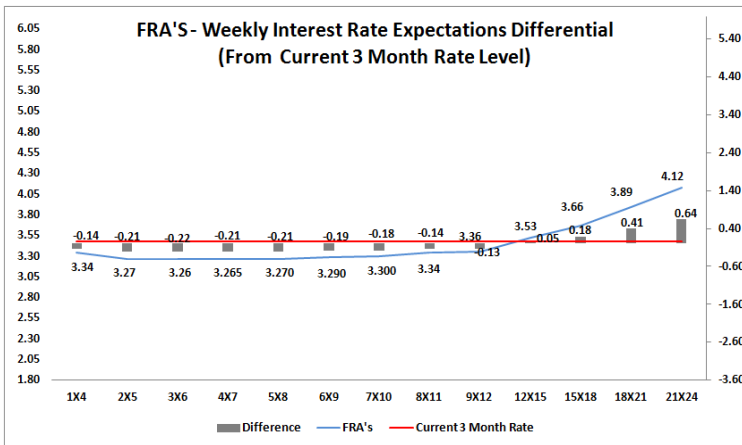
The rates represented in the line graphs below are in NACQ terms.

According to the break-even (forward/forward) calculation, the 12 and 18-month interest rates will be 3.54% and 3.68% respectively in six months time.



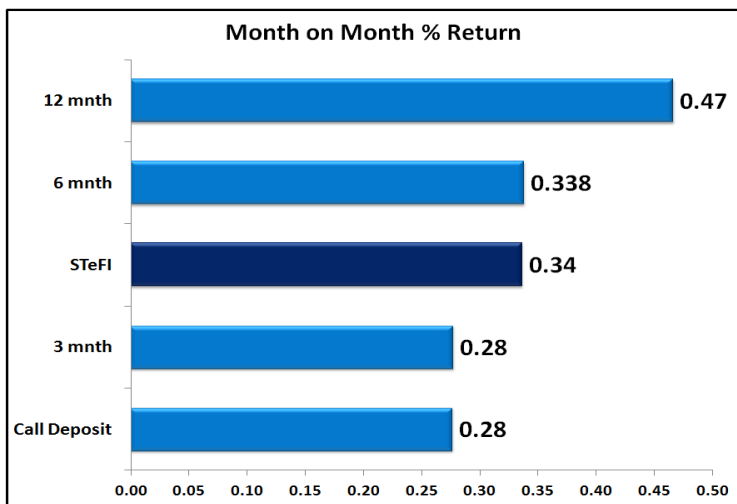
#### 4. FRA RATES (NACQ)

FRA's	18-Sep	25-Sep	02-Oct	Change
1x4	3.39%	3.38%	3.34%	-0.04%
3x6	3.33%	3.32%	3.26%	-0.06%
6x9	3.38%	3.39%	3.29%	-0.09%
9x12	3.49%	3.50%	3.36%	-0.14%
12x15	3.63%	3.68%	3.53%	-0.15%
15x18	3.75%	3.79%	3.66%	-0.13%
18x21	3.91%	3.97%	3.89%	-0.08%
21x24	4.06%	4.15%	4.12%	-0.03%
24x27	4.22%	4.33%	4.35%	0.02%
27x30	4.37%	4.51%	4.58%	0.07%

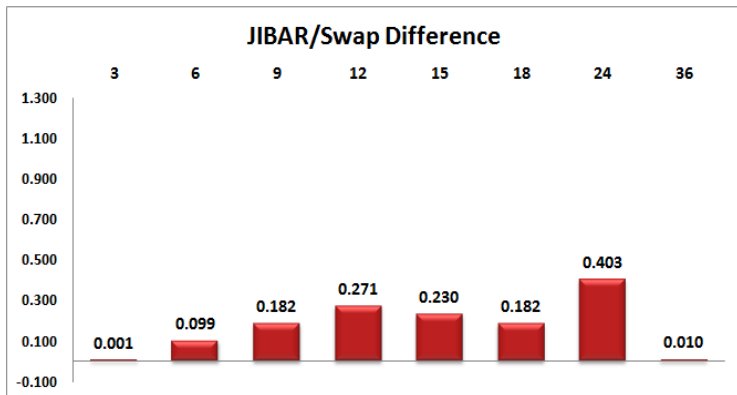
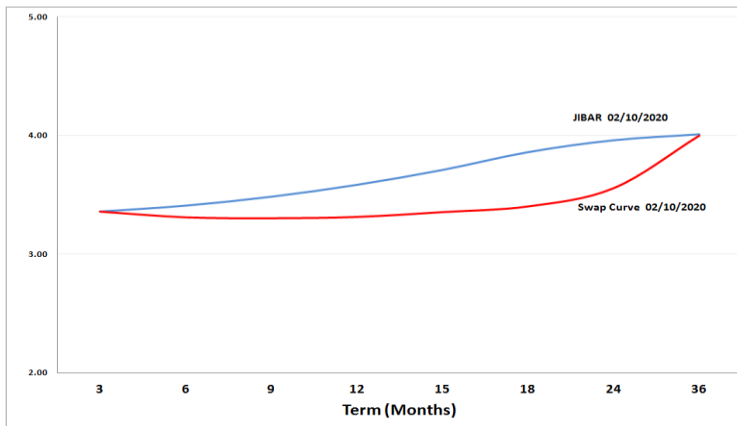


## 5. MONEY MARKET PERFORMANCE

STeFI (Month on Month) gained 0.34% with the best return 0.47% in the 12-Month area.



## 6. JIBAR and SWAPS - Curve



## 7. SARB AND NATIONAL TREASURY OPERATIONS

SARB DEBENTURES			
	Received	Allotted	Av. Rate
7 Days	1207	1207	3.400%
14 Days	0	0	0.000%
28 Days	551	551	3.450%
56 Days	0	0	0.000%
LONG TERM REVERSE REPO			
14 Days			
	Allotted	Av. Rate	
56 Days			
	Allotted	Av. Rate	
TREASURY BILLS			
	Received	Allotted	Av. Rate
91 Days	R3235m	R1400m	3.51%
182 Days	R7453m	R3070m	3.69%
273 Days	R9048m	R4040m	3.77%

## 8. THE WEEK AHEAD

Date	Time	Country	Event	Month	Previous	Consensus	Forecast
05-Oct-20	02:30:00	Japan	Jibun Bank Services PMI Final	Sep'20	45	45.6	45.6
	02:30:00	Japan	Jibun Bank Composite PMI Final	Sep'20	45.2	45.5	45.5
	09:15:00	SA	Standard Bank PMI	Sep'20	45.3		47
	09:55:00	Germany	Markit Services PMI Final	Sep'20	52.5	49.1	49.1
	10:00:00	EU	Markit Services PMI Final	Sep'20	50.5	47.6	47.6
	10:00:00	EU	Markit Composite PMI Final	Sep'20	51.9	50.1	50.1
	10:00:00	UK	New Car Sales YoY	Sep'20	-5.80%		
	10:30:00	UK	Markit/CIPS UK Services PMI Final	Sep'20	58.8	55.1	55.1
	11:00:00	UK	Markit/CIPS Composite PMI Final	Sep'20	59.1	55.7	55.7
	11:00:00	EU	Retail Sales MoM	Aug'20	-1.30%	2.00%	1.50%
	11:00:00	EU	Retail Sales YoY	Aug'20	0.40%	1.40%	1.10%
	15:45:00	US	Markit Services PMI Final	Sep'20	55	54.6	54.6
	15:45:00	US	Markit Composite PMI Final	Sep'20	54.6	54.4	54.4
	16:00:00	US	ISM Non-Manufacturing PMI	Sep'20	56.9	56	55
	17:30:00	US	3-Month Bill Auction		0.10%		
	17:30:00	US	6-Month Bill Auction		0.11%		
		EU	Eurogroup Meeting				
06-Oct-20	05:45:00	Japan	30-Year JGB Auction		0.61%		
	08:00:00	Germany	Factory Orders MoM	Aug'20	2.80%	2.50%	1.90%
	09:30:00	EU	Construction PMI	Sep'20	47.8		48
	09:30:00	Germany	Construction PMI	Sep'20	48		50
	10:30:00	UK	Construction PMI	Sep'20	54.6		51.5
	14:30:00	US	Balance of Trade	Aug'20	\$-63.6B	\$-64.4B	\$-66.5B
	14:30:00	US	Exports	Aug'20	\$168.1B		\$171.7B
	14:30:00	US	Imports	Aug'20	\$231.7B		\$238.2B
	14:55:00	US	Redbook YoY 03/OCT		2.20%		4.00%
	14:55:00	US	Redbook MoM 03/OCT		-0.30%		4.00%
	16:00:00	US	JOLTs Job Openings	Aug'20	6.618M		
	19:00:00	US	52-Week Bill Auction		0.14%		
	19:00:00	US	3-Year Note Auction		0.17%		
	22:30:00	US	API Crude Oil Stock Change 02/OCT		-0.831M		
07-Oct-20	01:50:00	Japan	Foreign Exchange Reserves	Sep'20	\$1398.5B		
	08:00:00	Germany	Industrial Production MoM	Aug'20	1.20%	1.50%	2.00%
	08:00:00	SA	Foreign Exchange Reserves	Sep'20	\$55.75B	\$58.567B	\$54B
	09:30:00	UK	Halfax House Price Index MoM	Sep'20	1.60%		0.80%
	09:30:00	UK	Halfax House Price Index YoY	Sep'20	5.20%		6.60%
	10:30:00	UK	Labour Productivity QoQ Final	Q2	-1.30%		-2.50%
	11:40:00	Germany	10-Year Bund Auction		-0.50%		
	13:00:00	US	MBA Mortgage Applications 02/OCT		-4.80%		-3.50%
	13:00:00	US	MBA 30-Year Mortgage Rate 02/OCT		3.05%		
	16:30:00	US	EIA Gasoline Stocks Change 02/OCT		0.683M		-0.5M
	16:30:00	US	EIA Crude Oil Stocks Change 02/OCT		-1.98M		3M
	16:30:00	US	EIA Cushing Crude Oil Stocks Change 02/OCT		1.785M		
	19:00:00	US	10-Year Note Auction		0.70%		
	20:00:00	US	FOMC Minutes				
	21:00:00	US	Consumer Credit Change	Aug'20	\$12.25B	\$14.60B	\$13.5B
		EU	ECB Non-Monetary Policy Meeting				
08-Oct-20	01:50:00	Japan	Current Account	Aug'20	¥1468.3B	¥1983.7B	¥1090B
	01:50:00	Japan	Foreign Bond Investment 03/OCT		¥-64.4B		
	01:50:00	Japan	Stock Investment by Foreigners 03/OCT		¥-274.3B		
	01:50:00	Japan	Bank Lending YoY	Sep'20	6.70%		6.50%
	07:00:00	Japan	Eco Watchers Survey Outlook	Sep'20	42.4		
	07:00:00	Japan	Eco Watchers Survey Current	Sep'20	43.9		40
	08:00:00	Germany	Balance of Trade	Sep'20	€19.2B		€17.4B
	08:00:00	Germany	Balance of Trade s.a	Aug'20	€18B		
	08:00:00	Germany	Exports MoM s.a	Aug'20	4.70%		
	08:00:00	Germany	Imports MoM s.a	Aug'20	1.10%		
	08:00:00	Germany	Current Account	Aug'20	€20.0B		€18.2B
	10:30:00	UK	BoE FPC Statement				
	12:00:00	US	NFIB Business Optimism Index	Sep'20	100.2		99
	14:30:00	US	Initial Jobless Claims 03/OCT		837K		810K
	14:30:00	US	Jobless Claims 4-Week Average 03/OCT		867.25K		846.5K
	14:30:00	US	Continuing Jobless Claims 26/		11767K		11500K
	16:30:00	US	EIA Natural Gas Stocks Change 02/OCT				100bcf
	17:30:00	US	4-Week Bill Auction				
	17:30:00	US	8-Week Bill Auction				
	19:00:00	US	30-Year Bond Auction		1.47%		
09-Oct-20	01:30:00	Japan	Household Spending MoM	Aug'20	-6.50%	3.20%	
	01:30:00	Japan	Household Spending YoY	Aug'20	-7.60%	-6.90%	
	03:45:00	CN	Cabin Composite PMI	Sep'20	55.1		54
	08:00:00	Japan	Machine Tool Orders YoY	Sep'20	-23.30%		
	08:00:00	UK	Balance of Trade	Aug'20	€1.1B		€2.2B
	08:00:00	UK	Construction Output YoY	Aug'20	-12.80%		-9.80%
	08:00:00	UK	Industrial Production YoY	Aug'20	-7.80%		-6.70%
	08:00:00	UK	Industrial Production MoM	Aug'20	5.20%		1.50%
	08:00:00	UK	GDP 3-Month Avg	Aug'20	-7.60%		6.50%
	08:00:00	UK	Manufacturing Production YoY	Aug'20	-9.40%		-7.40%
	08:00:00	UK	GDP YoY	Aug'20	-11.70%		-10.00%
	08:00:00	UK	Goods Trade Balance	Aug'20	£-8.63B		£-7.4B
	08:00:00	UK	GDP MoM	Aug'20	6.60%		1.90%
	08:00:00	UK	Manufacturing Production MoM	Aug'20	6.30%		1.90%
	09:00:00	CN	Foreign Exchange Reserves	Sep'20	\$3.165T		\$3.17T
	11:30:00	SA	SACCI Business Confidence	Aug'20	82.8		83.4
	11:30:00	SA	SACCI Business Confidence	Sep'20			
	15:00:00	UK	NIESR Monthly GDP Tracker Q3	Aug'20	0.07	0.087	0.14
	16:00:00	US	Wholesale Inventories MoM		-0.10%	0.50%	0.50%
	18:00:00	US	WASDE Report				
	19:00:00	US	Baker Hughes Total Rig Count 09/OCT				
	19:00:00	US	Baker Hughes Oil Rig Count 09/OCT				

Major Central Banks Rate Decisions			
Central Bank	Next Meeting	Last Change	Current Interest Rate
European Central Bank	29-Oct-20	10-Mar-16	0.00%
Bank of Japan	29-Oct-20	29-Jan-16	-0.10%
Bank of England	05-Nov-20	19-Mar-20	0.10%
Federal Reserve	05-Nov-20	15-Mar-20	0.25%
SARB	19-Nov-20	21-May-20	3.50%