

SA MONEY MARKET REPORT

10 July 2020

THE PREVIOUS WEEK IN REVIEW

1. MONEY MARKET INTEREST RATES

SPOT RATES	29-Jun	03-Jul	10-Jul	Change
Repo Rate	3.75%	3.75%	3.75%	0.00%
Treasury Bill 91 days(D)	4.02%	3.98%	3.96%	-0.02%
Treasury Bill 91 days(Y)	4.06%	4.02%	4.00%	-0.02%
Treasury Bill 182days(D)	4.39%	4.32%	4.28%	-0.04%
Treasury Bill 182days(Y)	4.49%	4.41%	4.38%	-0.03%
Treasury Bill 273days(D)	4.48%	4.39%	4.35%	-0.04%
Treasury Bill 273days(Y)	4.64%	4.54%	4.50%	-0.04%
Treasury Bill 364days(Y)	4.71%	4.60%	4.53%	-0.07%
3 Month NCD	3.85%	3.83%	3.80%	-0.03%
6 Month NCD	4.03%	3.95%	3.95%	0.00%
9 Month NCD	4.15%	4.08%	4.13%	0.05%
12 Month NCD	4.33%	4.25%	4.30%	0.05%
18 Month NCD (YTM)	4.43%	4.38%	4.47%	0.09%
24 Month NCD (YTM)	4.61%	4.57%	4.67%	0.11%
36 Month NCD (YTM)	5.04%	5.09%	5.52%	0.43%
R208 (YTM)	3.58%	3.53%	3.73%	0.200%

MONEY MARKET RATES (NACQ)	29-Jun	03-Jul	10-Jul	Change
3 Month NCD	3.85%	3.83%	3.80%	-0.03%
6 Month NCD	3.97%	3.89%	3.89%	0.00%
9 Month NCD	4.09%	4.01%	4.06%	0.05%
12 Month NCD	4.26%	4.18%	4.23%	0.05%
18 Month NCD	4.35%	4.31%	4.40%	0.09%
24 Month NCD	4.53%	4.49%	4.59%	0.10%
36 Month NCD	4.94%	4.99%	5.40%	0.41%
R 208	3.58%	3.53%	3.73%	0.200%

MONEY MARKET LIQUIDITY	29-Jun	03-Jul	10-Jul	Change
Shortage (Rm)	57600	48600	61600	13000
Notes (Rm)	160588	171495	171258	-237
Reverse Repo (Rm)	0	0	0	0
Debentures (Rm)	5566	3130	3130	0
Liquidity Requirements (Rm)	61543	72846	50388	-22458

2. JIBAR RATES (Nominal Terms)

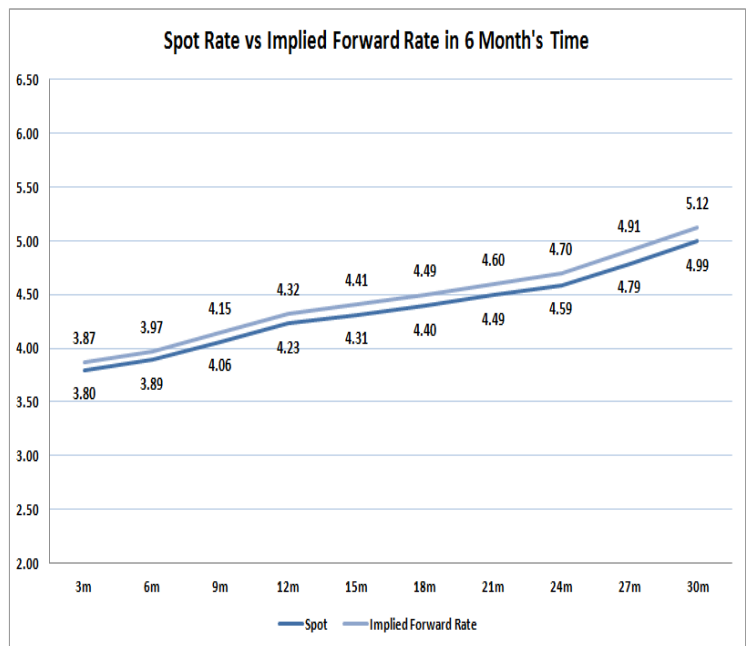
JIBAR (Nominal Terms)	29-Jun	03-Jul	10-Jul	Change
1 Month	3.83%	3.78%	3.78%	-0.01%
3 Month	3.92%	3.88%	3.88%	-0.01%
6 Month	4.09%	4.03%	4.03%	0.00%
9 Month	4.23%	4.15%	4.18%	0.02%
12 Month	4.40%	4.33%	4.38%	0.05%

3. CURRENT AND FUTURE YIELD CURVES (NACQ)

In the graph below the implied forward rates in six months' time are plotted opposite the current spot rates for the corresponding number of months. The implied forward rates are derived from a break-even calculation approach.

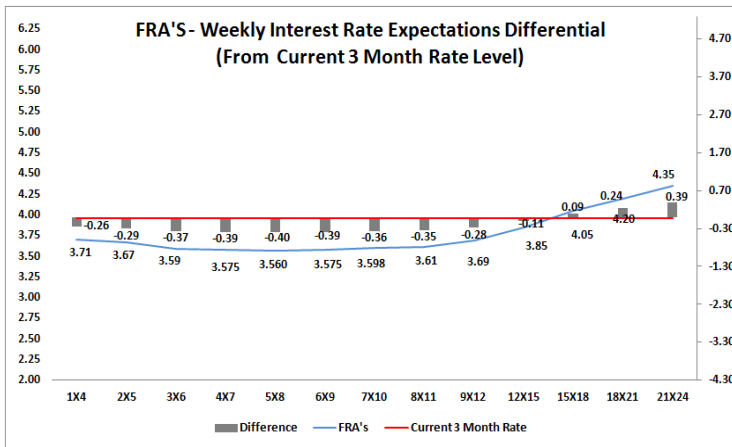
The rates represented in the line graphs below are in NACQ terms.

According to the break-even (forward/forward) calculation, the 12 and 18-month interest rates will be 4.32% and 4.49% respectively in six months time.



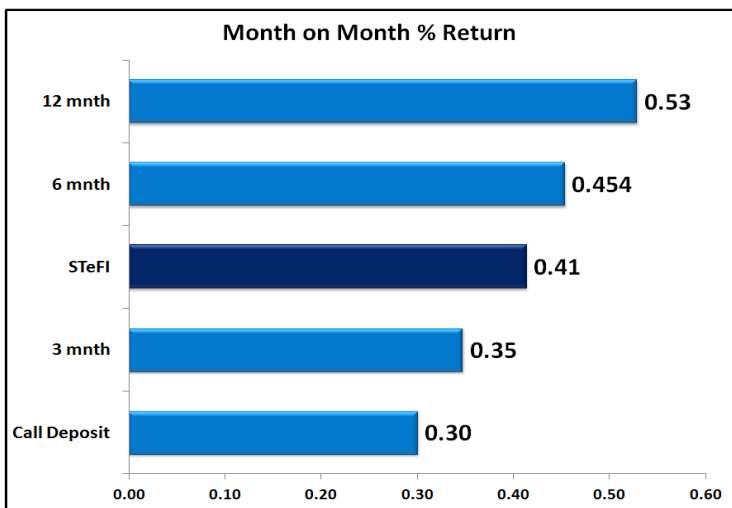
4. FRA RATES (NACQ)

FRA's	29-Jun	03-Jul	10-Jul	Change
1x4	3.68%	3.67%	3.71%	0.04%
3x6	3.55%	3.51%	3.59%	0.08%
6x9	3.49%	3.41%	3.58%	0.17%
9x12	3.56%	3.49%	3.69%	0.19%
12x15	3.68%	3.65%	3.85%	0.20%
15x18	3.87%	3.82%	4.05%	0.24%
18x21	4.00%	3.96%	4.20%	0.24%
21x24	4.13%	4.11%	4.35%	0.24%
24x27	4.26%	4.25%	4.49%	0.24%
27x30	4.39%	4.40%	4.64%	0.25%

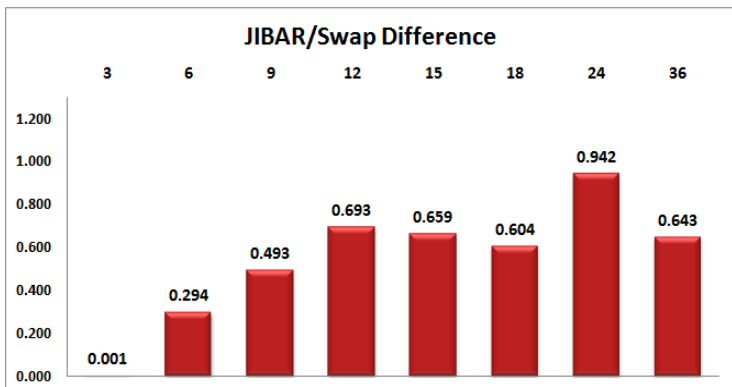
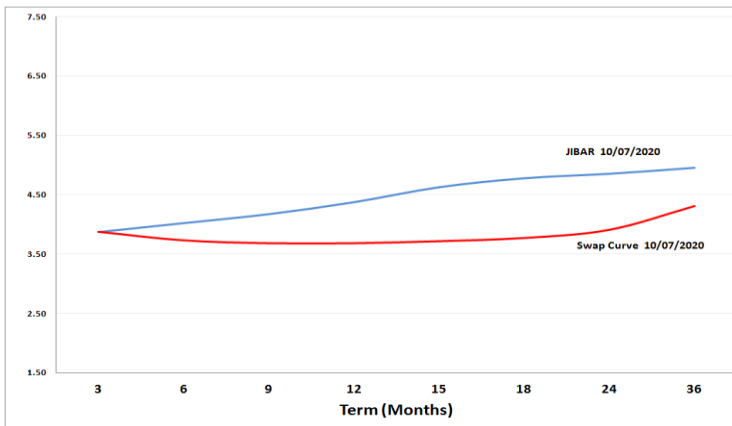


5. MONEY MARKET PERFORMANCE

STeFI (Month on Month) gained 0.41% with the best return 0.53% in the 12-Month area.



6. JIBAR and SWAPS - Curve



7. SARB AND NATIONAL TREASURY OPERATIONS

SARB DEBENTURES			
	Received	Allotted	Av. Rate
7 Days	60	60	3.740%
14 Days	0	0	0.000%
28 Days	0	0	0.000%
56 Days	0	0	0.000%

LONG TERM REVERSE REPO			
14Days			
	Allotted	Av. Rate	

56 Days			
	Allotted	Av. Rate	

TREASURY BILLS			
	Received	Allotted	Av. Rate
91 Days	R3959m	R1400m	4.00%
182 Days	R15350m	R3070m	4.38%
273 Days	R10049m	R4040m	4.50%

8. THE WEEK AHEAD

Date	Time	Country	Event	Month	Previous	Consensus	Forecast
13-Jul-20	06:30:00	Japan	Tertiary Industry Index MoM	May'20	-6.00%		3.20%
	17:00:00	US	Consumer Inflation Expectations	Jun'20	3.00%		2.50%
	17:30:00	US	3-Month Bill Auction		0.15%		
	17:30:00	US	6-Month Bill Auction		0.17%		
	20:00:00	US	Monthly Budget Statement	Jun'20	\$-399B		\$-975B
14-Jul-20	05:00:00	China	Balance of Trade	Jun'20	\$62.93B	\$58.60B	\$ 60B
	06:30:00	Japan	Industrial Production YoY Final	May'20	-15.00%	-25.90%	-25.90%
	08:00:00	Germany	Inflation Rate YoY Final	Jun'20	0.60%	0.90%	0.90%
	08:00:00	Germany	Inflation Rate MoM Final	Jun'20	-0.10%	0.60%	0.60%
	08:00:00	UK	Balance of Trade	May'20	£0.31B		£4.6B
	08:00:00	UK	GDP 3-Month Avg	May'20	-10.40%		-17.00%
	08:00:00	UK	Industrial Production YoY	May'20	-24.40%		-14.30%
	08:00:00	UK	Manufacturing Production YoY	May'20	-28.50%		-16.90%
	08:00:00	UK	Goods Trade Balance	May'20	£-7.49B		£-8.7B
	11:00:00	EU	Industrial Production YoY	May'20	-28.00%	-21.60%	-20.20%
	11:30:00	SA	Mining Production YoY	May'20	-47.30%		-35.00%
	11:30:00	SA	Mining Production MoM	May'20	-34.10%		-28.00%
	11:30:00	SA	Gold Production YoY	May'20	-59.60%		-35.00%
	14:30:00	US	Inflation Rate YoY	Jun'20	0.10%	0.30%	0.40%
	14:30:00	US	Inflation Rate MoM	Jun'20	-0.10%	0.40%	0.30%
	14:55:00	US	Redbook YoY 11/JUL		-6.90%		
	15:00:00	US	NIESR Monthly GDP Tracker	Q2	-17.60%		-20.00%
	17:30:00	US	52-Week Bill Auction		0.20%		
	22:30:00	US	API Crude Oil Stock Change 10/JUL		2M		
15-Jul-20	01:00:00	Japan	Reuters Tankan Index JUL		-46		-40
	05:00:00	Japan	BoJ Interest Rate Decision		-0.10%	-0.10%	-0.10%
	05:00:00	Japan	BoJ Quarterly Outlook Report				
	08:00:00	UK	Inflation Rate YoY	Jun'20	0.50%		0.40%
	08:00:00	UK	Inflation Rate MoM	Jun'20	0.00%		0.20%
	08:00:00	UK	Retail Price Index YoY	Jun'20	1.00%		0.70%
	08:00:00	UK	Retail Price Index MoM	Jun'20	-0.10%		
	10:00:00	SA	Inflation Rate YoY	May'20	3.00%		2.70%
	10:00:00	SA	Inflation Rate MoM	May'20	-0.50%		-0.70%
	11:40:00	Germany	10-Year Bund Auction		-0.38%		
	13:00:00	US	MBA Mortgage Applications 10/JUL		2.20%		
	13:00:00	US	MBA 30-Year Mortgage Rate 10/JUL		3.26%		
	14:30:00	US	Import Prices YoY	Jun'20	-6.00%		-4.30%
	14:30:00	US	Export Prices YoY	Jun'20	-6.00%		-5.90%
	15:15:00	US	Industrial Production YoY	Jun'20	-15.30%		-6.20%
	15:15:00	US	Manufacturing Production YoY	Jun'20	-16.50%		-7.60%
	15:15:00	US	Capacity Utilization	Jun'20	64.80%	68.00%	68.00%
	16:30:00	US	EIA Distillate Stocks Change 10/JUL		3.136M		
	16:30:00	US	EIA Cushing Crude Oil Stocks Change 10/JUL		2.206M		
	16:30:00	US	EIA Crude Oil Stocks Change 10/JUL		5.654M		
	16:30:00	US	EIA Gasoline Stocks Change 10/JUL		-4.839M		
	16:30:00	US	EIA Refinery Crude Runs Change 10/JUL		0.314M		
	16:30:00	US	EIA Heating Oil Stocks Change 10/JUL		-0.095M		
	16:30:00	US	EIA Distillate Fuel Production Change 10/JUL		0.132M		
	16:30:00	US	EIA Gasoline Production Change 10/JUL		0.14M		
	16:30:00	US	EIA Crude Oil Imports Change 10/JUL		2.13M		
	20:00:00	US	Fed Beige Book				
16-Jul-20	03:30:00	China	House Price Index YoY	Jun'20	4.90%		4.70%
	04:00:00	China	GDP Growth Rate YoY	Q2	-6.80%	2.50%	1.00%
	04:00:00	China	Industrial Production YoY	Jun'20	4.40%	4.70%	4.80%
	04:00:00	China	Retail Sales YoY	Jun'20	-2.80%	0.30%	3.20%
	04:00:00	China	Unemployment Rate	Jun'20	5.90%		5.70%
	04:00:00	China	GDP Growth Rate QoQ	Q2	-9.80%	10.40%	3.20%
	04:00:00	China	Industrial Capacity Utilization	Q2	67.30%		68.00%
	08:00:00	UK	Claimant Count Change	Jun'20	528.9K		-140K
	08:00:00	UK	Employment Change	Apr'20	6K		-160K
	08:00:00	UK	Unemployment Rate	May'20	3.90%	4.70%	5.10%
	11:00:00	EU	Balance of Trade	May'20	€2.9B		€22.5B
	11:30:00	SA	PPI MoM	May'20	-0.70%		-0.40%
	11:30:00	SA	PPI YoY	May'20	1.20%		1.00%
	13:45:00	EU	Deposit Facility Rate		-0.50%	-0.50%	-0.50%
	13:45:00	EU	ECB Interest Rate Decision		0.00%	0.00%	0.00%
	13:45:00	EU	Marginal Lending Rate		0.25%		0.25%
	14:30:00	EU	ECB Press Conference				
	14:30:00	US	Retail Sales MoM		17.70%	4.50%	3.80%
	14:30:00	US	Philadelphia Fed Manufacturing Index JUL		2750.00%		1700.00%
	14:30:00	US	Jobless Claims 4-Week Average 11/JUL		1437.25K		1382K
	14:30:00	US	Retail Sales Ex Autos MoM	Jun'20	12.40%	4.20%	3.60%
	14:30:00	US	Initial Jobless Claims 11/JUL		1314K		1320K
	14:30:00	US	Continuing Jobless Claims 04/JUL		18062K		17700K
	14:30:00	US	Retail Sales YoY	Jun'20	-6.10%		-3.00%
	16:00:00	US	NAHB Housing Market Index JUL		58		55
	16:00:00	US	Business Inventories MoM	May'20	-1.30%	-2.10%	-1.80%
	16:30:00	US	EIA Natural Gas Stocks Change 10/JUL		56Bcf		
	17:30:00	US	4-Week Bill Auction				
	17:30:00	US	8-Week Bill Auction				
	22:00:00	US	Overall Net Capital Flows	May'20	\$125.3B		\$200B
	22:00:00	US	Net Long-Term Tic Flows	May'20	-\$128.4B		
	22:00:00	US	Foreign Bond Investment	May'20	-\$176.7B		
17-Jul-20	01:01:00	UK	Gfk Consumer Confidence Flash JUL		-30		-26
	11:00:00	EU	Construction Output YoY	May'20	-28.40%		-23.00%
	11:00:00	EU	Inflation Rate YoY Final	Jun'20	0.10%	0.30%	0.30%
	11:00:00	EU	Inflation Rate MoM Final	Jun'20	-0.10%	0.30%	0.30%
	14:30:00	US	Housing Starts	Jun'20	0.974M	1.163M	1.1M
	14:30:00	US	Building Permits	Jun'20	1.22M	1.26M	1.25M

Major Central Banks Rate Decisions			
Central Bank	Next Meeting	Last Change	Current Interest Rate
European Central Bank	16-Jul-20	10-Mar-16	0.00%
Bank of Japan	15-Jul-20	29-Jan-16	-0.10%
Bank of England	06-Aug-20	19-Mar-20	0.10%
Federal Reserve	29-Jul-20	15-Mar-20	0.25%
SARB	23-Jul-20	21-May-20	3.75%