

SA MONEY MARKET REPORT

19 July 2019

THE PREVIOUS WEEK IN REVIEW

1. MONEY MARKET INTEREST RATES

SPOT RATES	05-Jul	12-Jul	19-Jul	Change
Repo Rate	6.75%	6.75%	6.50%	-0.25%
Treasury Bill 91 days(D)	7.09%	7.04%	6.96%	-0.08%
Treasury Bill 91 days(Y)	7.21%	7.16%	7.16%	0.00%
Treasury Bill 182days(D)	7.05%	7.02%	7.00%	-0.02%
Treasury Bill 182days(Y)	7.30%	7.28%	7.28%	0.00%
Treasury Bill 273days(D)	7.09%	7.04%	7.04%	0.00%
Treasury Bill 273days(Y)	7.49%	7.43%	7.43%	0.00%
Treasury Bill 364days(Y)	7.52%	7.48%	7.48%	0.00%
3 Month NCD	6.93%	7.00%	6.80%	-0.20%
6 Month NCD	7.33%	7.28%	7.25%	-0.03%
9 Month NCD	7.50%	7.45%	7.40%	-0.05%
12 Month NCD	7.68%	7.60%	7.55%	-0.05%
18 Month NCD (YTM)	7.53%	7.49%	7.51%	0.02%
24 Month NCD (YTM)	7.55%	7.50%	7.61%	0.11%
36 Month NCD (YTM)	7.68%	7.64%	7.74%	0.10%
R207 (YTM)	6.30%	6.23%	6.23%	0.000%

MONEY MARKET RATES (NACQ)	05-Jul	12-Jul	19-Jul	Change
3 Month NCD	6.93%	7.00%	6.80%	-0.20%
6 Month NCD	7.13%	7.08%	7.06%	-0.02%
9 Month NCD	7.30%	7.25%	7.20%	-0.05%
12 Month NCD	7.46%	7.39%	7.35%	-0.05%
18 Month NCD	7.33%	7.28%	7.30%	0.02%
24 Month NCD	7.35%	7.30%	7.40%	0.10%
36 Month NCD	7.47%	7.43%	7.52%	0.09%
R 207	6.30%	6.23%	6.23%	0.000%

MONEY MARKET LIQUIDITY	05-Jul	12-Jul	19-Jul	Change
Shortage (Rm)	56000	56000	56000	0
Notes (Rm)	150446	143752	137203	-6549
Reverse Repo (Rm)	0	0	0	0
Debentures (Rm)	34	250	256	6
Liquidity Requirements (Rm)	57378	56549	57305	756

2. JIBAR RATES (Nominal Terms)

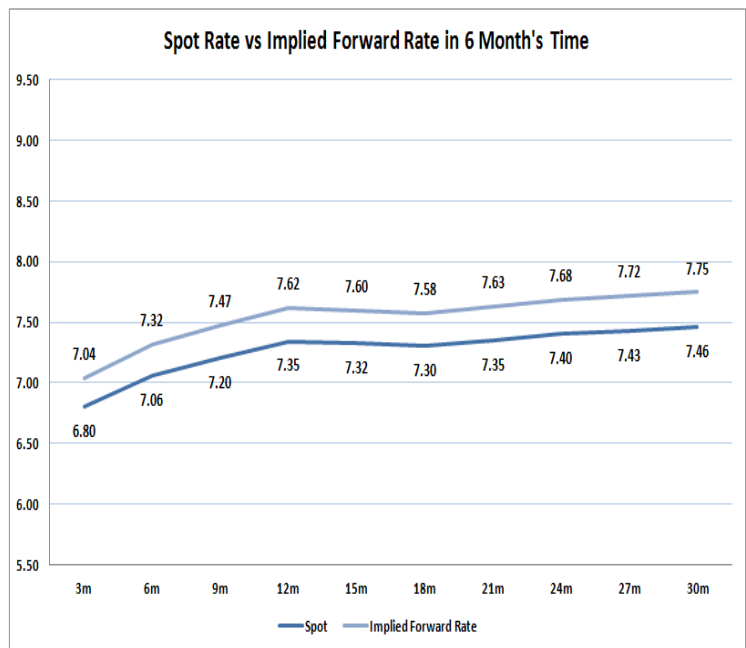
JIBAR (Nominal Terms)	05-Jul	12-Jul	19-Jul	Change
1 Month	6.91%	6.89%	6.88%	-0.02%
3 Month	7.03%	7.02%	6.99%	-0.03%
6 Month	7.40%	7.40%	7.35%	-0.05%
9 Month	7.57%	7.55%	7.47%	-0.08%
12 Month	7.73%	7.72%	7.63%	-0.08%

3. CURRENT AND FUTURE YIELD CURVES (NACQ)

In the graph below the implied forward rates in six months' time are plotted opposite the current spot rates for the corresponding number of months. The implied forward rates are derived from a break-even calculation approach.

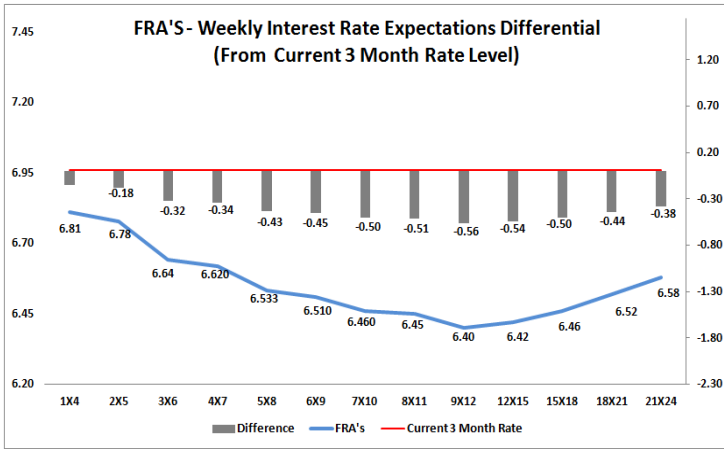
The rates represented in the line graphs below are in NACQ terms.

According to the break-even (forward/forward) calculation, the 12 and 18-month interest rates will be 7.62% and 7.55% respectively in six months time.



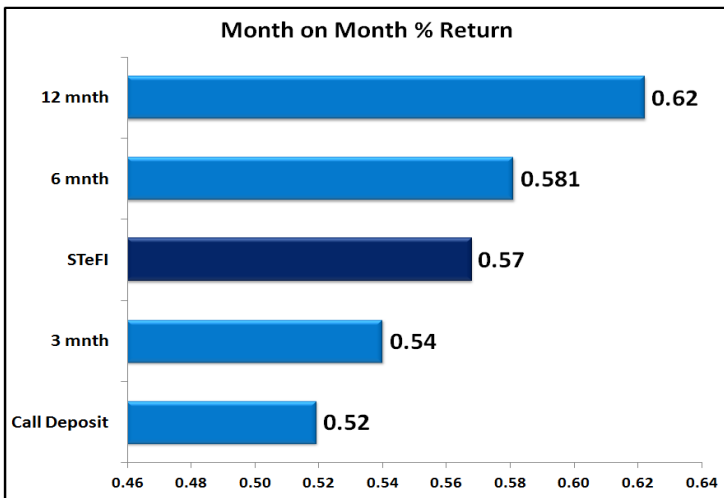
4. FRA RATES (NACQ)

FRA's	05-Jul	12-Jul	19-Jul	Change
1x4	6.86%	6.82%	6.85%	0.03%
3x6	6.72%	6.65%	6.72%	0.07%
6x9	6.61%	6.52%	6.60%	0.08%
9x12	6.51%	6.41%	6.50%	0.10%
12x15	6.51%	6.41%	6.50%	0.09%
15x18	6.54%	6.45%	6.54%	0.09%
18x21	6.59%	6.50%	6.60%	0.09%
21x24	6.64%	6.55%	6.65%	0.10%
24x27	6.69%	6.60%	6.71%	0.11%
27x30	6.74%	6.66%	6.77%	0.11%

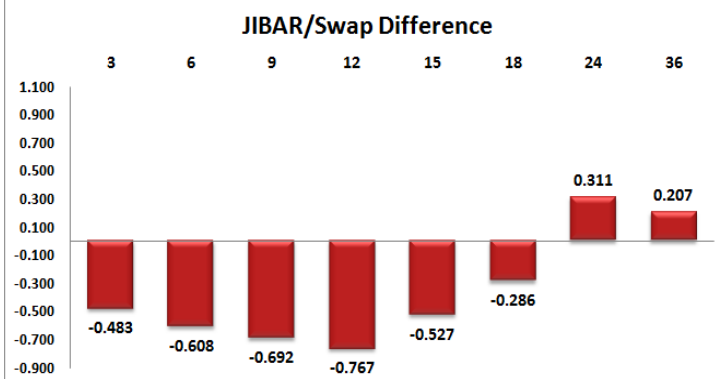
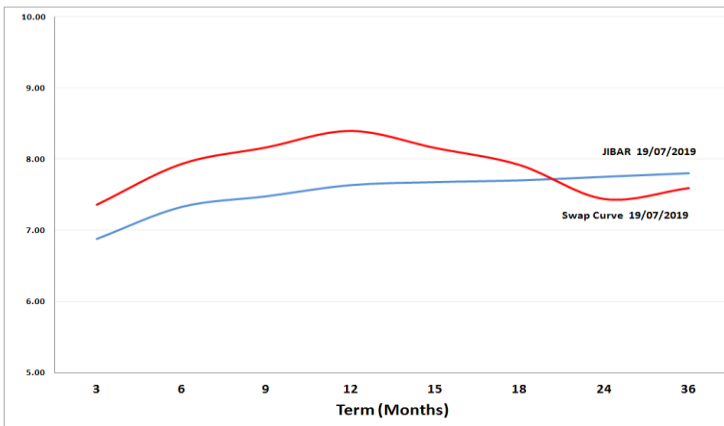


5. MONEY MARKET PERFORMANCE

STeFI (Month on Month) gained 0.57% with the best return 0.62% in the 12-Month area.



6. JIBAR and SWAPS - Curve



7. SARB AND NATIONAL TREASURY OPERATIONS

SARB DEBENTURES			
	Received	Allotted	Av. Rate
7 Days	256	256	6.740%
14 Days	0	0	0.000%
28 Days	0	0	0.000%
56 Days	0	0	0.000%

LONG TERM REVERSE REPO			
14 Days			
	Allotted	Av. Rate	

56 Days			
	Allotted	Av. Rate	

TREASURY BILLS			
	Received	Allotted	Av. Rate
91 Days	R2193m	R1943m	7.16%
182 Days	R3761m	R2445m	7.28%
273 Days	R4435m	R3335m	7.43%

8. THE WEEK AHEAD

Date	Time	Country	Event	Month	Previous	Forecast
22-Jul-19	12:00:00	Germany	German Buba Monthly Report			
	12:00:00	UK	CBI Industrial Trends Survey - Orders (MoM)		-15	
	14:30:00	US	Chicago Fed National Activity Index		-0.05	
	17:30:00	US	3-Month Bill Auction		2.12%	
	17:30:00	US	6-Month Bill Auction		2.01%	
23-Jul-19	10:00:00	EU	ECB Bank Lending Survey			
	12:00:00	UK	CBI Distributive Trades Survey - Realized (MoM)		-42%	
	14:15:00	UK	BoE's Haldane speech			
	14:55:00	US	Redbook Index (YoY)		4.70%	
	14:55:00	US	Redbook Index (MoM)		1%	
	15:00:00	US	Housing Price Index (MoM)	Jun'19	0.40%	
	16:00:00	US	Existing Home Sales (MoM)	Jun'19	5.34M	5.35M
	16:00:00	US	Existing Home Sales Change (MoM)	Jun'19	2.50%	1.20%
	16:00:00	EU	Consumer Confidence	Jun'19	-7.2	-6.5
	16:00:00	US	Richmond Fed Manufacturing Index		3	
	19:00:00	US	2-Year Note Auction		1.70%	
	22:30:00	US	API Weekly Crude Oil Stock		-1.401M	
24-Jul-19	02:30:00	Japan	Nikkei Manufacturing PMI	Jun'19	49.3	49.7
	07:00:00	Japan	Leading Economic Index	Jun'19	95.2	95.2
	07:00:00	Japan	Coincident Index	Jun'19	103.2	103.2
	09:30:00	Germany	Markit Services PMI	Jun'19	55.8	55.4
	09:30:00	Germany	Markit Manufacturing PMI	Jun'19	45	45.4
	09:30:00	Germany	Markit PMI Composite	Jun'19	52.6	52.5
	10:00:00	EU	M3 Money Supply (3m)	Jun'19	4.70%	
	10:00:00	EU	M3 Money Supply (YoY)	Jun'19	4.80%	4.60%
	10:00:00	SA	Consumer Price Index (YoY)	Jun'19	4.50%	4.50%
	10:00:00	SA	Consumer Price Index (MoM)	Jun'19	0.30%	0.35%
	10:00:00	EU	Markit Manufacturing PMI	Jun'19	47.6	48
	10:00:00	EU	Markit Services PMI	Jun'19	53.6	52.9
	10:00:00	EU	Markit PMI Composite	Jun'19	52.2	51.8
	10:30:00	UK	BBA Mortgage Approvals	Jun'19	42.384K	
	13:00:00	UK	MBA Mortgage Applications	Jun'19	-1.10%	
	15:45:00	US	Markit Manufacturing PMI	Jun'19	50.6	50.4
	15:45:00	US	Markit PMI Composite	Jun'19	51.5	
	15:45:00	US	Markit Services PMI	Jun'19	51.5	51
	16:00:00	US	New Home Sales (MoM)	Jun'19	0.626M	0.65M
	16:00:00	US	New Home Sales Change (MoM)	Jun'19	-7.80%	
	16:30:00	US	EIA Crude Oil Stocks Change		-3.116M	
	19:00:00	US	5-Year Note Auction		1.79%	
	01:50:00	Japan	Corporate Service Price (YoY)	Jun'19	0.80%	0%
	01:50:00	Japan	Foreign Investment in Japan Stocks		-93.1B	
	01:50:00	Japan	Foreign Bond Investment		950B	
25-Jul-19	10:00:00	Germany	IFO - Current Assessment		100.8	98.7
	10:00:00	Germany	IFO - Expectations		94.2	95.2
	10:00:00	Germany	IFO - Business Climate		97.4	96.7
	11:30:00	SA	Producer Price Index (YoY)	Jun'19	6.40%	5.80%
	11:30:00	SA	Producer Price Index (MoM)	Jun'19	0.50%	0.40%
	13:45:00	EU	ECB Deposit Rate Decision		-0.40%	-0.40%
	13:45:00	EU	ECB Interest Rate Decision		0%	0%
	14:30:00	US	Continuing Jobless Claims		1.686M	
	14:30:00	US	Initial Jobless Claims		216K	
	14:30:00	US	Initial Jobless Claims 4-week average		218.75K	
	14:30:00	US	Wholesale Inventories	Jun'19	0.40%	0.40%
	14:30:00	EU	ECB Monetary Policy Statement and Press Conference			
	14:30:00	US	Goods Trade Balance	Jun'19	-74.55B	
	14:30:00	US	Nondefense Capital Goods Orders ex Aircraft	Jun'19	0.40%	0.10%
	14:30:00	US	Durable Goods Orders	Jun'19	-1.30%	0.50%
	14:30:00	US	Durable Goods Orders ex Transportation	Jun'19	0.30%	0.10%
	14:30:00	US	Durable Goods Orders ex Defense	Jun'19	-0.60%	
	16:30:00	US	EIA Natural Gas Storage Change		62B	
	17:00:00	US	Kansas Fed Manufacturing Activity		-3	
	17:30:00	US	4-Week Bill Auction		2.09%	
	19:00:00	US	7-Year Note Auction		1.89%	
	01:50:00	Japan	Tokyo Consumer Price Index (YoY)	Jun'19	1.10%	1.10%
	01:50:00	Japan	Tokyo CPI ex Food, Energy (YoY)	Jun'19	0.80%	0.80%
	01:50:00	Japan	Tokyo CPI ex Fresh Food (YoY)	Jun'19	0.90%	0.90%
26-Jul-19	14:30:00	US	Gross Domestic Product Price Index	Q2	0.60%	1.30%
	14:30:00	US	Gross Domestic Product Annualized	Q2	3.10%	1.90%
	14:30:00	US	Personal Consumption Expenditures Prices (QoQ) Q2		0.50%	0.60%
	14:30:00	US	Core Personal Consumption Expenditures (QoQ) Q2		1.20%	1.20%
	19:00:00	US	Baker Hughes US Oil Rig Count			

Major Central Banks Rate Decisions			
Central Bank	Next Meeting	Last Change	Current Interest Rate
European Central Bank	25-Jul-19	10-Mar-16	0.00%
Bank of Japan	30-Jul-19	29-Jan-16	-0.10%
Bank of England	01-Aug-19	02-Aug-18	0.75%
Federal Reserve	31-Jul-18	19-Dec-18	2.50%
SARB	19-Sep-19	18-Jul-19	6.50%