



SA MONEY MARKET REPORT

19 October 2018

THE PREVIOUS WEEK IN REVIEW

1. MONEY MARKET INTEREST RATES

SPOT RATES	05-Oct	12-Oct	19-Oct	Change
Repo Rate	6.50%	6.50%	6.50%	0.00%
Treasury Bill 91 days(D)	7.15%	7.20%	7.22%	0.02%
Treasury Bill 91 days(Y)	7.28%	7.33%	7.36%	0.03%
Treasury Bill 182days(D)	7.40%	7.42%	7.48%	0.06%
Treasury Bill 182days(Y)	7.69%	7.70%	7.77%	0.07%
Treasury Bill 273days(D)	7.55%	7.55%	7.56%	0.01%
Treasury Bill 273days(Y)	8.00%	8.00%	8.01%	0.01%
Treasury Bill 364days(Y)	8.15%	8.05%	8.07%	0.02%
3 Month NCD	6.98%	6.95%	6.98%	0.02%
6 Month NCD	7.55%	7.55%	7.58%	0.03%
9 Month NCD	7.88%	7.88%	7.88%	0.00%
12 Month NCD	8.33%	8.30%	8.30%	0.00%
18 Month NCD (YTM)	8.35%	8.31%	8.30%	-0.02%
24 Month NCD (YTM)	8.51%	8.46%	8.44%	-0.03%
36 Month NCD (YTM)	8.84%	8.77%	8.75%	-0.03%
R204 (YTM)	7.09%	7.11%	6.98%	-0.130%

MONEY MARKET RATES (NACQ)	05-Oct	12-Oct	19-Oct	Change
3 Month NCD	6.98%	6.98%	6.98%	0.00%
6 Month NCD	7.35%	7.35%	7.37%	0.02%
9 Month NCD	7.65%	7.65%	7.65%	0.00%
12 Month NCD	8.08%	8.05%	8.05%	0.00%
18 Month NCD	8.10%	8.06%	8.05%	-0.01%
24 Month NCD	8.25%	8.20%	8.18%	-0.02%
36 Month NCD	8.56%	8.50%	8.47%	-0.02%
R 204	7.09%	7.11%	6.98%	-0.130%

MONEY MARKET LIQUIDITY	05-Oct	12-Oct	19-Oct	Change
Shortage (Rm)	56000	56000	56000	0
Notes (Rm)	149054	142580	136535	-6045
Reverse Repo (Rm)	0	0	0	0
Debentures (Rm)	0	0	241	241
Liquidity Requirements (Rm)	56554	57476	55897	-1579

2. JIBAR RATES (Nominal Terms)

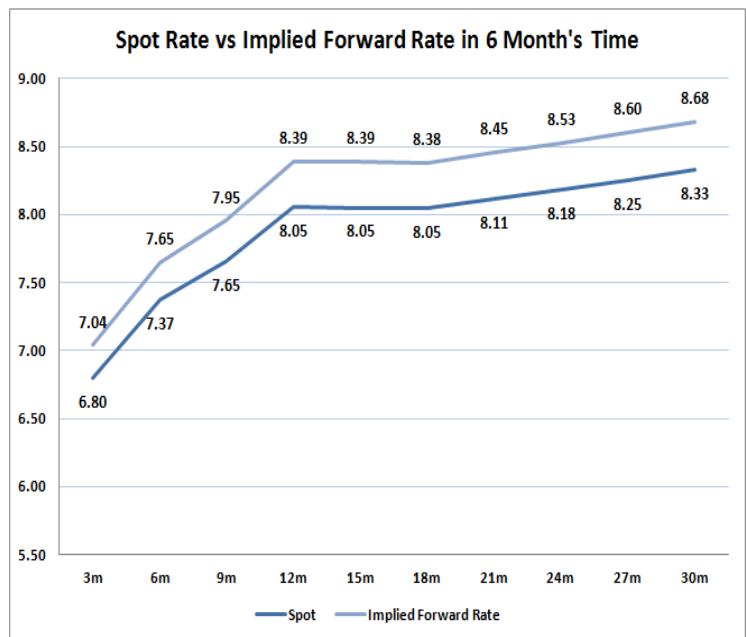
JIBAR (Nominal Terms)	05-Oct	12-Oct	19-Oct	Change
1 Month	6.78%	6.78%	6.78%	0.00%
3 Month	7.02%	7.02%	7.03%	0.01%
6 Month	7.63%	7.63%	7.64%	0.02%
9 Month	7.93%	7.94%	7.94%	0.00%
12 Month	8.37%	8.38%	8.34%	-0.04%

3. CURRENT AND FUTURE YIELD CURVES (NACQ)

In the graph below the implied forward rates in six months' time are plotted opposite the current spot rates for the corresponding number of months. The implied forward rates are derived from a break-even calculation approach.

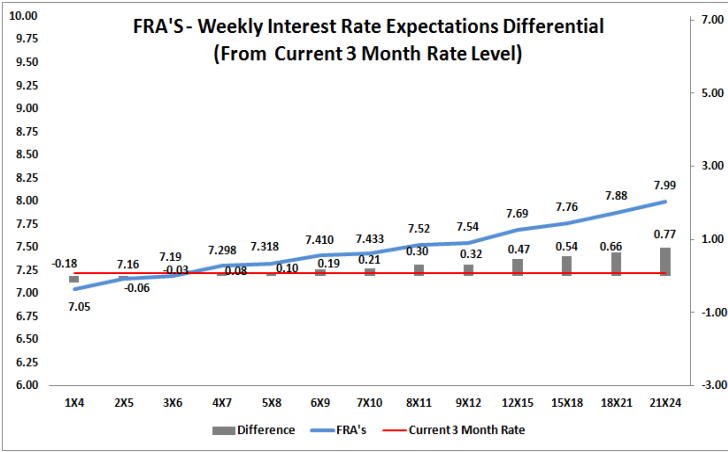
The rates represented in the line graphs below are in NACQ terms.

According to the break-even (forward/forward) calculation, the 12 and 18-month interest rates will be 8.39% and 8.38% respectively in six months time.



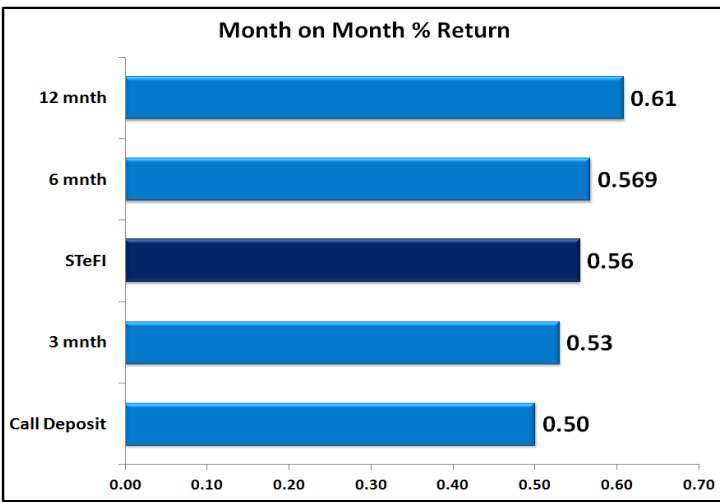
4. FRA RATES (NACQ)

FRA's	05-Oct	12-Oct	19-Oct	Change
1x4	7.03%	7.04%	7.05%	0.01%
3x6	7.19%	7.20%	7.19%	-0.01%
6x9	7.43%	7.48%	7.41%	-0.07%
9x12	7.58%	7.64%	7.54%	-0.10%
12x15	7.72%	7.78%	7.69%	-0.10%
15x18	7.80%	7.87%	7.76%	-0.11%
18x21	7.89%	7.98%	7.88%	-0.11%
21x24	7.98%	8.10%	7.99%	-0.11%
24x27	8.07%	8.22%	8.11%	-0.11%
27x30	8.16%	8.34%	8.23%	-0.11%

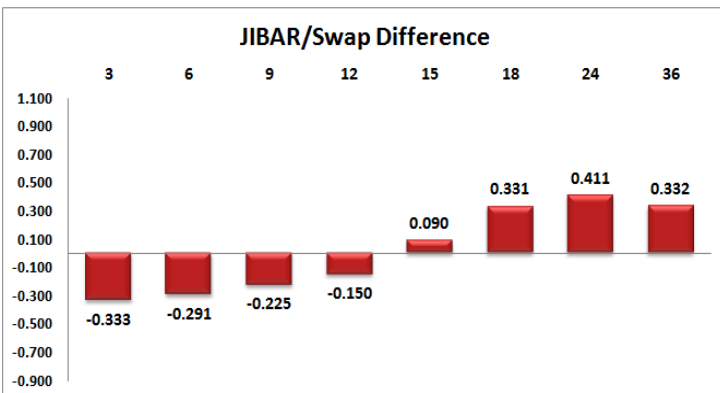
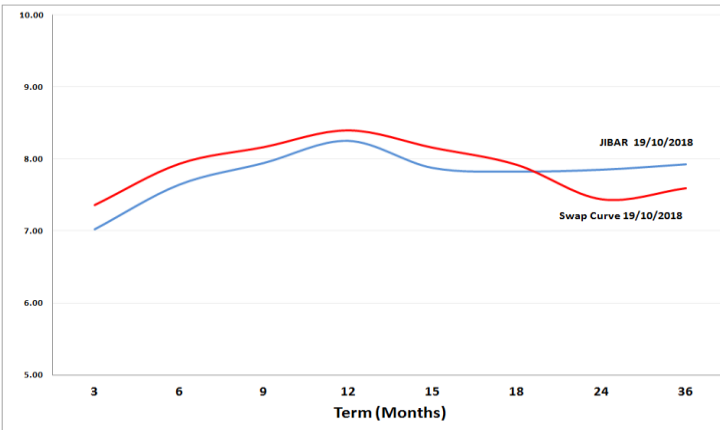


5. MONEY MARKET PERFORMANCE

STeFI (Month on Month) gained 0.56% with the best return 0.61% in the 12-Month area.



6. JIBAR and SWAPS - Curve



7. SARB AND NATIONAL TREASURY OPERATIONS

SARB DEBENTURES			
	Received	Allotted	Av. Rate
7 Days	281	281	6.490%
14 Days	0	0	0.000%
28 Days	0	0	0.000%
56 Days	0	0	0.000%

LONG TERM REVERSE REPO			
14Days			
	Allotted	Av. Rate	

TREASURY BILLS			
	Received	Allotted	Av. Rate
91 Days	R2938m	R2800m	7.36%
182 Days	R2611m	R2525m	7.77%
273 Days	R4785m	R2595m	8.01%

8. THE WEEK AHEAD

Date	Time	Country	Event	Month	Previous	Forecast
22-Oct-18	06:30:00	Japan	All Industry Activity Index (MoM)	Sept'18		0%
	12:00:00	Germany	German Buba Monthly Report			
	14:30:00	US	Chicago Fed National Activity Index			0.18
	17:30:00	US	3-Month Bill Auction			2.27%
	17:30:00	US	6-Month Bill Auction			2.42%
23-Oct-18	08:00:00	Germany	Producer Price Index (MoM)	Sept'18	0.30%	0.20%
	08:00:00	Germany	Producer Price Index (YoY)	Sept'18	3.10%	2.90%
	11:45:00	UK	10-y Bond Auction		1.60%	
	14:55:00	US	Redbook index (YoY)		5.80%	
	16:00:00	EU	Consumer Confidence	Sept'18	-2.9	
	16:00:00	US	Richmond Fed Manufacturing Index		29	
	17:30:00	US	4-Week Bill Auction		2.16%	
	19:00:00	US	2-Year Note Auction		2.83%	
	22:30:00	US	API Weekly Crude Oil Stock		-2.1M	
24-Oct-18	02:30:00	Japan	Nikkei Manufacturing PMI	Sept'18	52.5	
	07:00:00	Japan	Leading Economic Index	Sept'18	104.4	
	07:00:00	Japan	Coincident Index	Sept'18	117.5	
	09:30:00	Germany	Markit PMI Composite	Sept'18	55	
	09:30:00	Germany	Markit Manufacturing PMI	Sept'18	53.7	
	09:30:00	Germany	Markit Services PMI	Sept'18	55.9	
	10:00:00	EU	M3 Money Supply (3m)	Sept'18	4%	
	10:00:00	EU	Private loans (YoY)	Sept'18	3.10%	
	10:00:00	EU	M3 Money Supply (YoY)	Sept'18	3.50%	3.90%
	10:00:00	SA	Consumer Price Index (YoY)	Sept'18	4.90%	4.90%
	10:00:00	SA	Consumer Price Index (MoM)	Sept'18	-0.10%	0.40%
	10:00:00	EU	Markit PMI Composite	Sept'18	54.1	54.4
	10:00:00	EU	Markit Services PMI	Sept'18	54.7	
	10:00:00	EU	Markit Manufacturing PMI	Sept'18	53.2	54.4
	10:30:00	UK	BBA Mortgage Approvals	Sept'18	39.402K	
	12:00:00	Germany	10-y Bond Auction		0.55%	
	13:00:00	US	MBA Mortgage Applications		-7.10%	
	14:00:00	SA	Budget Balance %GDP	Sept'18	-3.30%	
	14:00:00	SA	Medium Term Budget Policy Statement			
	15:00:00	US	Housing Price Index (MoM)	Aug'18	0.20%	0.20%
	15:45:00	US	Markit Manufacturing PMI	Sept'18	55.6	55.6
	15:45:00	US	Markit PMI Composite	Sept'18	53.9	
	15:45:00	US	Markit Services PMI	Sept'18	53.5	53.9
	16:00:00	US	New Home Sales (MoM)	Sept'18	0.629M	0.63M
	16:00:00	US	New Home Sales Change (MoM)	Sept'18	3.50%	0.50%
	16:30:00	US	EIA Crude Oil Stocks change		6.49M	
	19:00:00	US	5-Year Note Auction		3.00%	
	20:00:00	US	Fed's Beige Book			
	01:50:00	Japan	Foreign investment in Japan stocks		52.6B	
	01:50:00	Japan	Foreign bond investment		1016.9B	
25-Oct-18	08:00:00	Germany	GfK Consumer Confidence Survey		10.6	10.5
	10:00:00	Germany	IFO - Expectations		101	
	10:00:00	Germany	IFO - Current Assessment		106.4	
	10:00:00	Germany	IFO - Business Climate		103.7	
	11:30:00	SA	Producer Price Index (YoY)	Sept'18	6.30%	6%
	11:30:00	SA	Producer Price Index (MoM)	Sept'18	0.60%	0.40%
	13:45:00	EU	ECB Deposit Rate Decision		-0.40%	-0.40%
	13:45:00	EU	ECB Interest Rate Decision		0%	0%
	14:30:00	US	Continuing Jobless Claims		1.64M	1.64M
	14:30:00	US	Initial Jobless Claims		210K	209K
	14:30:00	US	Wholesale Inventories		1%	
	14:30:00	EU	ECB Monetary policy statement and press conference			
	14:30:00	US	Goods Trade Balance	Sept'18	-75.83B	
	14:30:00	US	Durable Goods Orders	Sept'18	4.50%	-2.30%
	14:30:00	US	Durable Goods Orders ex Transportation	Sept'18	9.10%	
	16:00:00	US	Pending Home Sales (YoY)	Sept'18	-2.30%	-1.40%
	16:00:00	US	Pending Home Sales (MoM)	Sept'18	-1.80%	
	16:30:00	US	EIA Natural Gas Storage change		81B	
	17:00:00	US	Kansas Fed manufacturing activity		10	
	19:00:00	US	7-Year Note Auction		3.03%	
	01:30:00	Japan	Tokyo CPI ex Fresh Food (YoY)	Sept'18	1%	0.90%
	01:30:00	Japan	Tokyo Consumer Price Index (YoY)	Sept'18	1.30%	
26-Oct-18	12:00:00	UK	CBI Distributive Trades Survey - Realized (MoM)		23%	
	14:30:00	US	Gross Domestic Product Price Index	Q3	3.30%	
	14:30:00	US	Gross Domestic Product Annualized	Q3	4.20%	3.30%
	14:30:00	US	Personal Consumption Expenditures Prices (QoQ)	Q3	2%	2.30%
	14:30:00	US	Core Personal Consumption Expenditures (QoQ)	Q3	2.10%	2.10%
	16:00:00	US	Michigan Consumer Sentiment Index		99	99.5
	19:00:00	US	Baker Hughes US Oil Rig Count			
	21:30:00	EU	CFTC EUR NC net positions			
	21:30:00	Japan	CFTC JPY NC net positions			
	21:30:00	US	CFTC Oil NC net positions			
	21:30:00	UK	CFTC GBP NC net positions			
	21:30:00	US	CFTC Gold NC net positions			
	21:30:00	US	CFTC USD NC net positions			

Major Central Banks Rate Decisions			
Central Bank	Next Meeting	Last Change	Current Interest Rate
European Central Bank	25-Oct-18	10-Mar-16	0.00%
Bank of Japan	31-Oct-18	29-Jan-16	-0.10%
Bank of England	01-Nov-18	02-Aug-18	0.75%
Federal Reserve	08-Nov-18	26-Sep-18	2.25%
SARB	22-Nov-18	28-Mar-18	6.50%