



SA MONEY MARKET REPORT

21 September 2018

THE PREVIOUS WEEK IN REVIEW

1. MONEY MARKET INTEREST RATES

SPOT RATES	07-Sep	14-Sep	21-Sep	Change
Repo Rate	6.50%	6.50%	6.50%	0.00%
Treasury Bill 91 days(D)	7.16%	7.14%	7.12%	-0.02%
Treasury Bill 91 days(Y)	7.29%	7.27%	7.25%	-0.02%
Treasury Bill 182days(D)	7.41%	7.42%	7.36%	-0.06%
Treasury Bill 182days(Y)	7.70%	7.71%	7.64%	-0.07%
Treasury Bill 273days(D)	7.50%	7.50%	7.44%	-0.06%
Treasury Bill 273days(Y)	7.95%	7.95%	7.88%	-0.07%
Treasury Bill 364days(Y)	8.04%	8.03%	8.01%	-0.02%
3 Month NCD	6.95%	6.98%	6.93%	-0.05%
6 Month NCD	7.60%	7.60%	7.55%	-0.05%
9 Month NCD	7.88%	7.90%	7.80%	-0.10%
12 Month NCD	8.33%	8.35%	8.23%	-0.13%
18 Month NCD (YTM)	8.31%	8.34%	8.24%	-0.10%
24 Month NCD (YTM)	8.46%	8.48%	8.39%	-0.09%
36 Month NCD (YTM)	8.77%	8.76%	8.66%	-0.10%
R204 (YTM)	7.24%	7.14%	6.98%	-0.160%

MONEY MARKET RATES (NACQ)	07-Sep	14-Sep	21-Sep	Change
3 Month NCD	6.98%	6.98%	6.98%	0.00%
6 Month NCD	7.39%	7.39%	7.35%	-0.05%
9 Month NCD	7.65%	7.68%	7.58%	-0.09%
12 Month NCD	8.08%	8.10%	7.98%	-0.12%
18 Month NCD	8.06%	8.09%	8.00%	-0.09%
24 Month NCD	8.20%	8.22%	8.14%	-0.08%
36 Month NCD	8.50%	8.49%	8.39%	-0.09%
R 204	7.24%	7.14%	6.98%	-0.160%

MONEY MARKET LIQUIDITY	07-Sep	14-Sep	21-Sep	Change
Shortage (Rm)	56000	56000	56000	0
Notes (Rm)	142775	135500	132873	-2627
Reverse Repo (Rm)	0	0	0	0
Debentures (Rm)	0	50	50	0
Liquidity Requirements (Rm)	55326	56788	55774	-1014

2. JIBAR RATES (Nominal Terms)

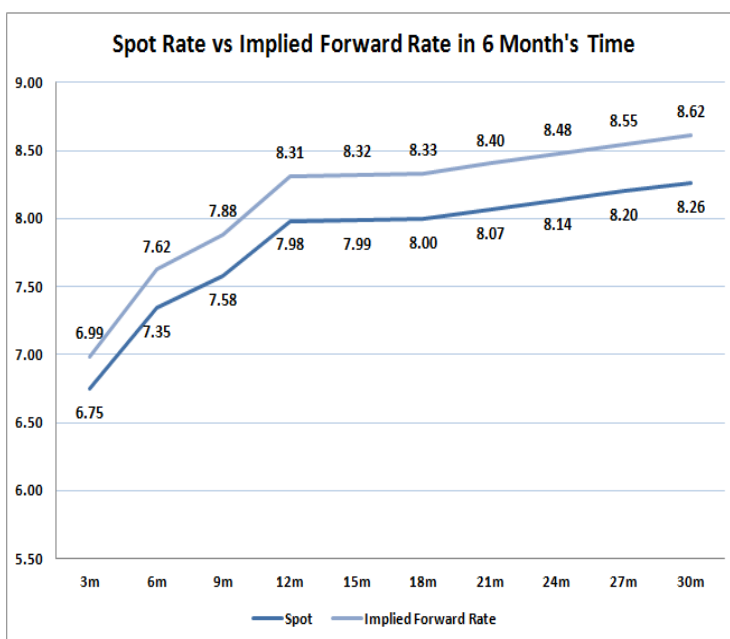
JIBAR (Nominal Terms)	07-Sep	14-Sep	21-Sep	Change
1 Month	6.74%	6.78%	6.78%	0.00%
3 Month	7.01%	7.03%	7.03%	-0.01%
6 Month	7.68%	7.68%	7.64%	-0.03%
9 Month	7.98%	7.98%	7.93%	-0.05%
12 Month	8.43%	8.43%	8.35%	-0.08%

3. CURRENT AND FUTURE YIELD CURVES (NACQ)

In the graph below the implied forward rates in six months' time are plotted opposite the current spot rates for the corresponding number of months. The implied forward rates are derived from a break-even calculation approach.

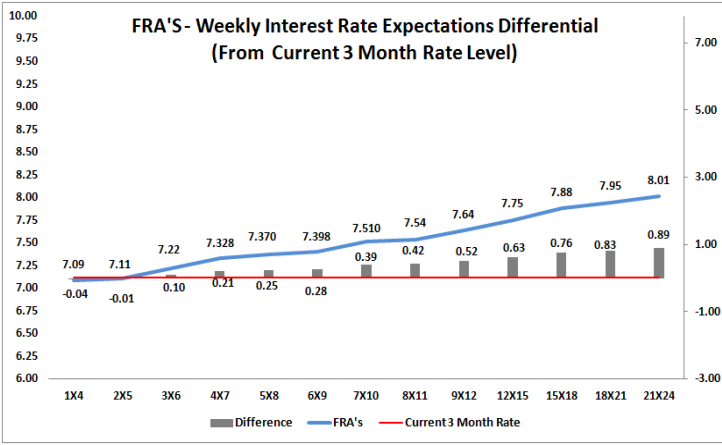
The rates represented in the line graphs below are in NACQ terms.

According to the break-even (forward/forward) calculation, the 12 and 18-month interest rates will be 8.31% and 8.33% respectively in six months time.



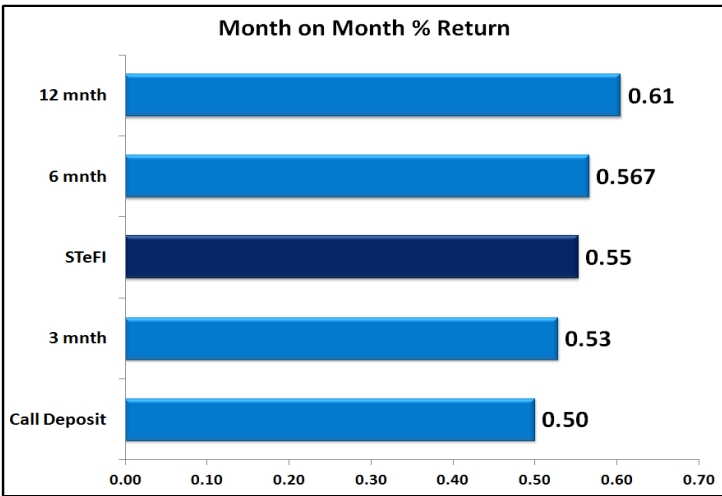
4. FRA RATES (NACQ)

FRA's	07-Sep	14-Sep	21-Sep	Change
1x4	7.13%	7.14%	7.09%	-0.05%
3x6	7.29%	7.28%	7.22%	-0.06%
6x9	7.48%	7.47%	7.40%	-0.07%
9x12	7.72%	7.72%	7.64%	-0.09%
12x15	7.82%	7.84%	7.75%	-0.09%
15x18	7.96%	7.97%	7.88%	-0.09%
18x21	8.03%	8.03%	7.95%	-0.08%
21x24	8.09%	8.09%	8.01%	-0.07%
24x27	8.16%	8.15%	8.08%	-0.07%
27x30	8.22%	8.21%	8.14%	-0.06%

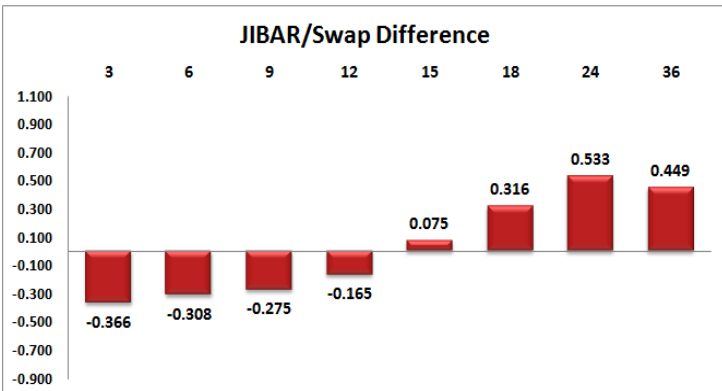
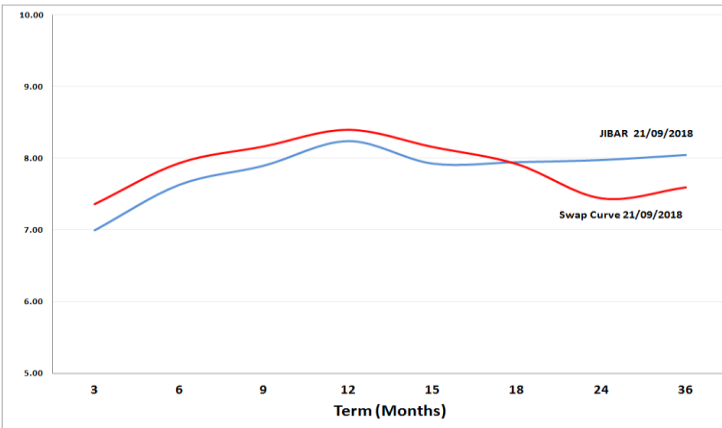


5. MONEY MARKET PERFORMANCE

STeFI (Month on Month) gained 0.55% with the best return 0.61% in the 12-Month area.



6. JIBAR and SWAPS - Curve



7. SARB AND NATIONAL TREASURY OPERATIONS

SARB DEBENTURES			
	Received	Allotted	Av. Rate
7 Days	0	0	0.000%
14 Days	0	0	0.000%
28 Days	0	0	0.000%
56 Days	0	0	0.000%

LONG TERM REVERSE REPO			
14Days		Av. Rate	
Allotted			

56 Days		Av. Rate	
Allotted			

TREASURY BILLS			
	Received	Allotted	Av. Rate
91 Days	R4856m	R2800m	7.25%
182 Days	R6281m	R2525m	7.64%
273 Days	R4153m	R2595m	7.88%

8. THE WEEK AHEAD

Date	Time	Country	Event	Month	Previous	Forecast
24-Sep-18	02:00:00	China	Mid-Autumn Festival			
	02:00:00	SA	Heritage Day			
	02:00:00	Japan	Autumnal Equinox Day			
	10:00:00	Germany	IFO - Business Climate		103.8	103
	12:00:00	UK	CBI Industrial Trends Survey - Orders (MoM)		7	
	14:30:00	US	Chicago Fed National Activity Index		0.13	0.02
	16:30:00	US	Dallas Fed Manufacturing Business Index		30.9	29.1
	17:30:00	US	3-Month Bill Auction		2.13%	
	17:30:00	US	6-Month Bill Auction		2.29%	
	01:50:00	Japan	Corporate Service Price (YoY)		1.10%	1.20%
	01:50:00	Japan	BoJ Monetary Policy Meeting Minutes			
25-Sep-18	07:00:00	Japan	Leading Economic Index	Sept'18	103.5	104.1
	07:00:00	Japan	Coincident Index	Sept'18	116.3	117
	07:30:00	Japan	Bank of Japan Governor Kuroda Speech	Sept'18		
	10:40:00	UK	MPC Member Vlieghe speech			
	14:55:00	US	Redbook index (YoY)		5.40%	
	14:55:00	US	Redbook index (MoM)		0.30%	
	15:00:00	US	S&P/Case-Shiller Home Price Indices (YoY)		6.30%	6.20%
	15:00:00	US	Housing Price Index (MoM)	Jul'18	0.20%	0.40%
	16:00:00	US	Richmond Fed Manufacturing Index		24	
	17:30:00	US	4-Week Bill Auction		2.02%	
	19:00:00	US	5-Year Note Auction		2.77%	
	22:30:00	US	API Weekly Crude Oil Stock		1.25M	
26-Sep-18	09:00:00	EU	Non-monetary policy's ECB meeting			
	10:30:00	EU	BBA Mortgage Approvals	Aug'18	39.584K	40.312K
	12:00:00	UK	CBI Distributive Trades Survey (MoM)	Aug'18	29%	13%
	13:00:00	US	MBA Mortgage Applications	Sept'18	1.60%	
	16:00:00	US	New Home Sales (MoM)	Aug'18	0.627M	0.637M
	16:00:00	US	New Home Sales Change (MoM)	Aug'18	-1.70%	2.20%
	16:30:00	US	EIA Crude Oil Stocks change	Aug'18	-2.057M	-3.677M
	20:00:00	US	FOMC Economic Projections			
	20:00:00	US	Fed's Powell Speech			
	20:00:00	US	Fed's Monetary Policy Statement			
	20:00:00	US	Fed Interest Rate Decision		2%	2%
	20:30:00	US	FOMC Press conference			
27-Sep-18	02:00:00	US	OPEC meeting			
	08:00:00	Germany	GfK Consumer Confidence Survey		10.5	10.5
	08:00:00	UK	Nationwide Housing Prices n.s.a (YoY)	Aug'18	2%	
	08:35:00	Japan	Bank of Japan Governor Kuroda Speech			
	10:00:00	EU	M3 Money Supply (YoY)	Aug'18	4%	
	10:00:00	EU	Private loans (YoY)	Aug'18	3%	
	11:00:00	EU	Economic Sentiment Indicator	Aug'18	111.6	111.5
	11:00:00	EU	Business Climate	Aug'18	1.22	1.39
	11:30:00	SA	Producer Price Index (MoM)	Aug'18	0.60%	
	11:30:00	SA	Producer Price Index (YoY)	Aug'18	6.10%	
	13:45:00	UK	MPC Member Haldane Speech			
	14:00:00	Germany	Consumer Price Index (YoY)	Sept'18 (Prel)	2%	2%
	14:30:00	US	Continuing Jobless Claims	Aug'18	1.645M	1.691M
	14:30:00	US	Initial Jobless Claims	Aug'18	201K	207K
	14:30:00	US	Gross Domestic Product Annualized	Q2 (Final)	4.20%	4.20%
	14:30:00	US	Gross Domestic Product Price Index	Q2 (Final)	3.20%	3.20%
	14:30:00	US	Goods Trade Balance	Aug'18	-72.2B	-76.12B
	14:30:00	US	Durable Goods Orders	Aug'18	-1.70%	1.70%
	16:00:00	US	Pending Home Sales (YoY)	Aug'18	-2.30%	0.90%
	16:30:00	US	EIA Natural Gas Storage change	Aug'18	86B	78B
	17:00:00	US	Kansas Fed manufacturing activity	Aug'18	10	
	18:30:00	US	FOMC Member Kaplan Speech			
	01:30:00	Japan	Tokyo Consumer Price Index (YoY)	Aug'18	1.20%	1.10%
	01:30:00	Japan	Unemployment Rate	Aug'18	2.50%	2.40%
	01:50:00	Japan	BOJ Summary of Opinions	Aug'18		
	01:50:00	Japan	Industrial Production (YoY)	Aug'18	2.20%	
	01:50:00	Japan	Foreign investment in Japan stocks	Aug'18	-1481.7B	
	01:50:00	Japan	Foreign bond investment	Aug'18	231.2B	
	01:50:00	Japan	Retail Trade (YoY)	Aug'18	1.50%	1.20%
28-Sep-18	03:45:00	China	Caixin Manufacturing PMI	Aug'18	50.6	50.6
	07:00:00	Japan	Annualized Housing Starts	Aug'18	0.985M	
	07:00:00	Japan	Construction Orders (YoY)	Aug'18	-9.30%	
	08:00:00	Germany	Wholesale Price Index (YoY)	Aug'18	3.50%	
	08:00:00	SA	M3 Money Supply (YoY)	Aug'18	6%	5.70%
	08:00:00	SA	Private Sector Credit	Aug'18	5.41%	5.90%
	09:55:00	Germany	Unemployment Rate s.a.	Aug'18	5.20%	5.10%
	10:30:00	UK	Gross Domestic Product (QoQ)	Q2 (Final)	0.40%	0.40%
	10:30:00	UK	Gross Domestic Product (YoY)	Q2 (Final)	1.30%	1.30%
	10:30:00	UK	Total Business Investment (YoY)	Aug'18	0.80%	1%
	10:30:00	UK	Current Account	Aug'18	-17.72B	-18B
	11:00:00	EU	Consumer Price Index (YoY)	Sept'18	2%	2%
	14:00:00	SA	Trade Balance (in Rands)	Aug'18	-4.66B	-5.4B
	14:30:00	US	Personal Expenditures (YoY)	Aug'18	2.30%	2.30%
	14:30:00	US	FOMC member Barkin speech	Aug'18		
	15:20:00	UK	BOE Ramsden Speech			
	15:45:00	US	Chicago Purchasing Managers' Index	Aug'18	63.6	63.8
	16:00:00	US	Michigan Consumer Sentiment Index	Aug'18	100.8	96
	19:00:00	US	Baker Hughes US Oil Rig Count			

Major Central Banks Rate Decisions			
Central Bank	Next Meeting	Last Change	Current Interest Rate
European Central Bank	25-Oct-18	10-Mar-16	0.00%
Bank of Japan	31-Oct-18	29-Jan-16	-0.10%
Bank of England	01-Nov-18	02-Aug-18	0.75%
Federal Reserve	26-Sep-18	13-Jun-18	2.00%
SARB	22-Nov-18	28-Mar-18	6.50%