



## SA MONEY MARKET REPORT

22 June 2018

### THE PREVIOUS WEEK IN REVIEW

#### 1. MONEY MARKET INTEREST RATES

SPOT RATES	08-Jun	15-Jun	22-Jun	Change
Repo Rate	6.50%	6.50%	6.50%	0.00%
Treasury Bill 91 days(D)	7.03%	7.04%	7.04%	0.00%
Treasury Bill 91 days(Y)	7.15%	7.16%	7.17%	0.01%
Treasury Bill 182days(D)	7.13%	7.12%	7.13%	0.01%
Treasury Bill 182days(Y)	7.40%	7.38%	7.40%	0.02%
Treasury Bill 273days(D)	7.18%	7.25%	7.29%	0.04%
Treasury Bill 273days(Y)	7.59%	7.67%	7.71%	0.04%
Treasury Bill 364days(Y)	7.72%	7.75%	7.78%	0.03%
3 Month NCD	6.85%	6.85%	6.88%	0.03%
6 Month NCD	7.40%	7.40%	7.38%	-0.03%
9 Month NCD	7.63%	7.63%	7.68%	0.05%
12 Month NCD	8.00%	8.00%	8.03%	0.03%
18 Month NCD (YTM)	7.98%	7.96%	7.99%	0.03%
24 Month NCD (YTM)	8.11%	8.08%	8.11%	0.03%
36 Month NCD (YTM)	8.41%	8.44%	8.43%	-0.01%
R204 (YTM)	7.15%	7.18%	7.02%	-0.155%

MONEY MARKET RATES (NACQ)	08-Jun	15-Jun	22-Jun	Change
3 Month NCD	6.98%	6.98%	6.98%	0.00%
6 Month NCD	7.20%	7.20%	7.18%	-0.02%
9 Month NCD	7.42%	7.42%	7.46%	0.05%
12 Month NCD	7.77%	7.77%	7.79%	0.02%
18 Month NCD	7.75%	7.73%	7.76%	0.03%
24 Month NCD	7.87%	7.85%	7.87%	0.03%
36 Month NCD	8.16%	8.19%	8.18%	-0.01%
R 204	7.15%	7.18%	7.02%	-0.155%

MONEY MARKET LIQUIDITY	08-Jun	15-Jun	22-Jun	Change
Shortage (Rm)	56000	56000	56000	0
Notes (Rm)	137941	131993	133987	1994
Reverse Repo (Rm)	0	0	0	0
Debentures (Rm)	277	186	181	-5
Liquidity Requirements (Rm)	57045	55505	58070	2565

#### 2. JIBAR RATES (Nominal Terms)

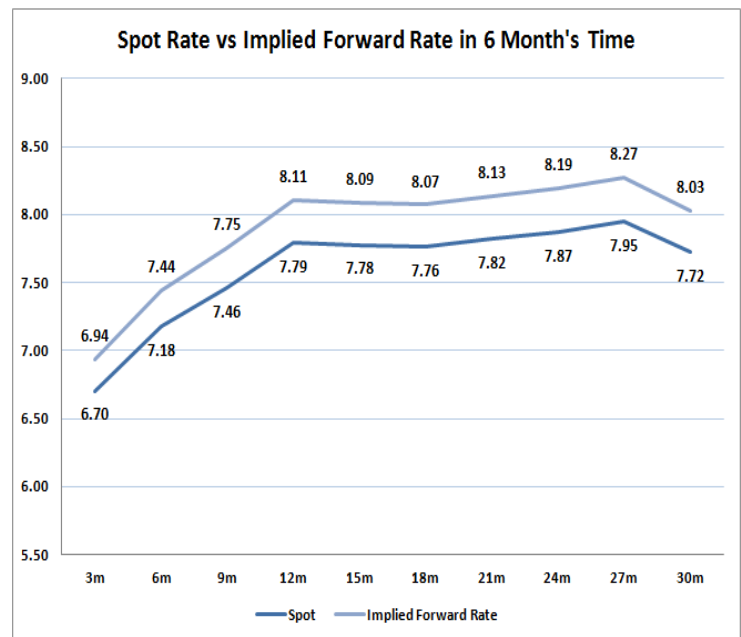
JIBAR (Nominal Terms)	08-Jun	15-Jun	22-Jun	Change
1 Month	6.68%	6.69%	6.71%	0.02%
3 Month	6.91%	6.92%	6.93%	0.02%
6 Month	7.41%	7.44%	7.43%	-0.01%
9 Month	7.60%	7.70%	7.75%	0.05%
12 Month	7.91%	8.07%	8.13%	0.06%

#### 3. CURRENT AND FUTURE YIELD CURVES (NACQ)

In the graph below the implied forward rates in six months' time are plotted opposite the current spot rates for the corresponding number of months. The implied forward rates are derived from a break-even calculation approach.

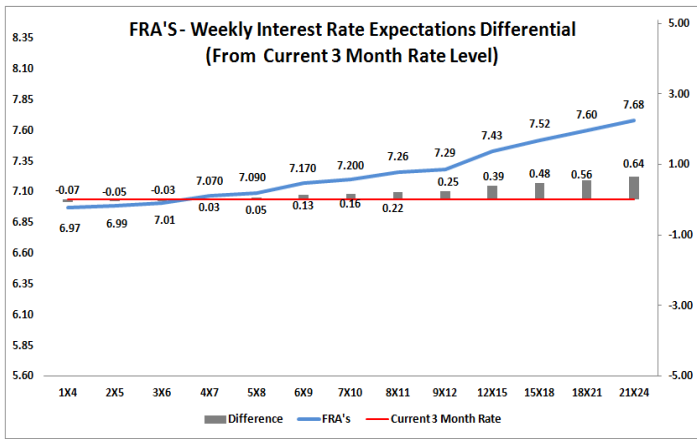
The rates represented in the line graphs below are in NACQ terms.

According to the break-even (forward/forward) calculation, the 12 and 18-month interest rates will be 8.11% and 8.07% respectively in six months time.



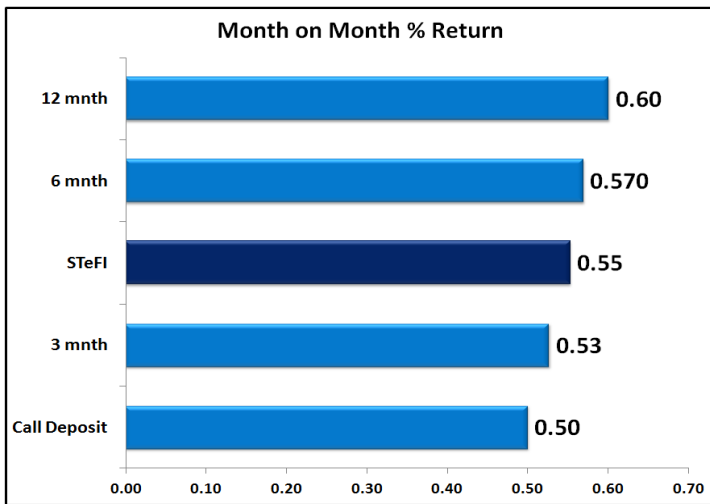
#### 4. FRA RATES (NACQ)

FRA's	08-Jun	15-Jun	22-Jun	Change
1x4	6.92%	6.95%	6.97%	0.02%
3x6	6.89%	6.99%	7.01%	0.02%
6x9	6.89%	7.13%	7.17%	0.04%
9x12	6.95%	7.25%	7.29%	0.04%
12x15	7.03%	7.38%	7.43%	0.05%
15x18	7.11%	7.46%	7.52%	0.06%
18x21	7.20%	7.57%	7.60%	0.03%
21x24	7.29%	7.68%	7.68%	0.00%
24x27	7.38%	7.79%	7.76%	-0.03%
27x30	7.47%	7.90%	7.84%	-0.06%

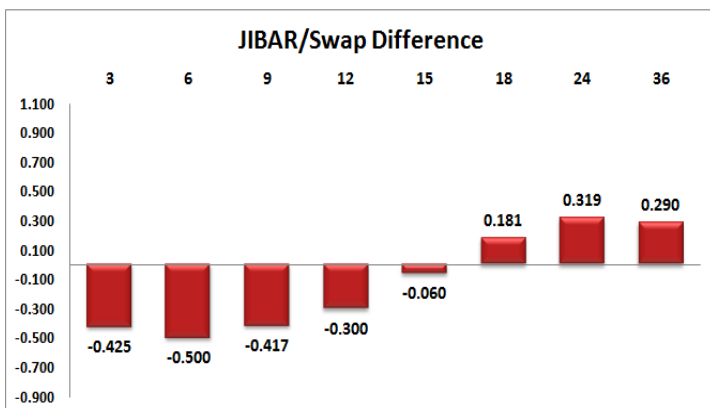
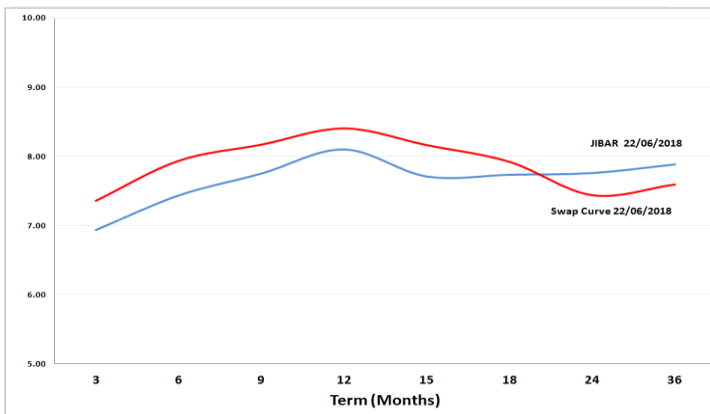


## 5. MONEY MARKET PERFORMANCE

STeFI (Month on Month) gained 0.55% with the best return 0.60% in the 12-Month area.



## 6. JIBAR and SWAPS - Curve



## 7. SARB AND NATIONAL TREASURY OPERATIONS

SARB DEBENTURES			
	Received	Allotted	Av. Rate
7 Days	181	181	6.490%
14 Days	0	0	0.000%
28 Days	0	0	0.000%
56 Days	0	0	0.000%

LONG TERM REVERSE REPO			
14Days			
	Allotted	Av. Rate	

56 Days			
	Allotted	Av. Rate	

TREASURY BILLS			
	Received	Allotted	Av. Rate
91 Days	R4413m	R1800m	7.17%
182 Days	R4946m	R2200m	7.40%
273 Days	R4099m	R2270m	7.71%

## 8. THE WEEK AHEAD

Date	Time	Country	Event	Month	Previous	Forecast
25-Jun-18	07:00:00	Japan	Leading Economic Index		105.6	105.1
	07:00:00	Japan	Coincident Index		117.7	115.7
	10:00:00	Germany	IFO - Business Climate		102.2	101.7
	10:00:00	Germany	IFO - Current Assessment		106	
	14:30:00	US	Chicago Fed National Activity Index		0.34	0.09
	16:00:00	US	New Home Sales (MoM)		0.662M	0.666M
	16:00:00	US	New Home Sales Change (MoM)		-1.50%	3.30%
	16:30:00	US	Dallas Fed Manufacturing Business Index		26.8	18.2
	17:30:00	US	3-Month Bill Auction		1.90%	
	17:30:00	US	6-Month Bill Auction		2.08%	
	01:50:00	Japan	Corporate Service Price (YoY)		0.90%	0.80%
26-Jun-18	10:30:00	UK	BBA Mortgage Approvals		38.049K	40.129K
	12:00:00	UK	30-y Bond Auction		1.94%	
	12:00:00	UK	10-y Bond Auction		1.61%	
	12:00:00	UK	CBI Distributive Trades Survey - Realized (MoM)		1.9%	
	14:55:00	US	Redbook index (YoY)		4.70%	
	14:55:00	US	Redbook index (MoM)		0%	
	15:00:00	US	S&P/Case-Shiller Home Price Indices (YoY)		6.80%	7.10%
	16:00:00	US	Richmond Fed Manufacturing Index		16	
	17:30:00	US	4-Week Bill Auction		1.82%	
	19:00:00	US	FOMC Member Bostic speech			
	19:00:00	US	2-Year Note Auction		2.59%	
	19:45:00	US	FOMC Member Kaplan Speech			
	22:30:00	US	API Weekly Crude Oil Stock		-3.016M	
27-Jun-18	09:00:00	EU	Non-monetary policy's ECB meeting			
	10:00:00	EU	M3 Money Supply (3m)	May'18	4%	
	10:00:00	EU	Private loans (YoY)	May'18	2.90%	
	10:00:00	EU	M3 Money Supply (YoY)	May'18	3.90%	3.80%
	10:00:00	EU	Economic Bulletin			
	10:30:00	UK	FPC Statement			
	10:30:00	UK	BOE's Governor Carney speech			
	10:30:00	UK	Financial Stability Report			
	13:00:00	US	MBA Mortgage Applications		5.10%	0.50%
	14:30:00	US	Wholesale Inventories		0.10%	0.10%
	14:30:00	US	Goods Trade Balance	May'18	-68.19B	-68.84B
	14:30:00	US	Durable Goods Orders	May'18	-1.70%	0.20%
	16:00:00	US	Pending Home Sales (YoY)	May'18	0.40%	
	16:30:00	US	EIA Crude Oil Stocks change		-5.914M	-5.096M
	18:45:00	US	Federal Reserve Bank of Boston President Speech			
	19:00:00	US	5-Year Note Auction		2.86%	
	01:50:00	Japan	Foreign investment in Japan stocks	May'18	-40.8B	
	01:50:00	Japan	Foreign bond investment	May'18	1490.4B	
	01:50:00	Japan	Retail Trade (YoY)	May'18	1.60%	0.90%
	01:50:00	Japan	Retail Trade s.a. (MoM)	May'18	1.40%	0%
28-Jun-18	02:00:00	EU	European Council meeting			
	07:00:00	Japan	Annualized Housing Starts		0.992M	
	08:00:00	Germany	Gfk Consumer Confidence Survey		10.7	
	08:00:00	UK	Nationwide Housing Prices n.s.a. (YoY)		2.40%	
	11:00:00	EU	Industrial Confidence		6.8	6.5
	11:00:00	EU	Economic Sentiment Indicator		112.5	112.1
	11:00:00	EU	Business Climate		1.45	1.2
	11:00:00	EU	Services Sentiment		14.3	15.9
	11:00:00	EU	Consumer Confidence		-0.5	-0.1
	11:30:00	SA	Producer Price Index (MoM)	May'18	1%	
	11:30:00	SA	Producer Price Index (YoY)	May'18	4.40%	
	14:00:00	Germany	Consumer Price Index (MoM)	May'18	0.50%	
	14:00:00	Germany	Consumer Price Index (YoY)	May'18 (Rev)	2.20%	
	14:30:00	US	Continuing Jobless Claims		1.723M	1.703M
	14:30:00	US	Initial Jobless Claims		218K	219K
	14:30:00	US	Gross Domestic Product Annualized	Q1 (Rev)	2.20%	2.20%
	14:30:00	US	Gross Domestic Product Price Index	Q1 (Rev)	1.90%	1.90%
	14:30:00	US	Personal Consumption Expenditures Prices (QoQ)		2.60%	2.70%
	16:30:00	US	EIA Natural Gas Storage change		91B	75B
	16:45:00	US	Fed's Bullard speech			
	17:00:00	US	Kansas Fed manufacturing activity		41	
	19:00:00	US	7-Year Note Auction		2.93%	
	01:01:00	UK	Gfk Consumer Confidence		-7	
	01:30:00	Japan	Tokyo Consumer Price Index (YoY)		0.40%	0.50%
	01:30:00	Japan	Industrial Production (YoY)		2.60%	1.10%
	01:30:00	Japan	Jobs/applicants ratio		1.59	1.59
	01:30:00	Japan	Unemployment Rate		2.50%	2.50%
	01:50:00	Japan	Industrial Production (MoM)		0.50%	-1.10%
29-Jun-18	02:00:00	EU	European Council meeting			
	06:00:00	Japan	Vehicle Production (YoY)	May'18	0.20%	
	07:00:00	Japan	Construction Orders (YoY)		4%	
	07:00:00	Japan	Housing Starts (YoY)		0.30%	-6.10%
	07:00:00	Japan	Consumer Confidence Index		43.8	44.3
	08:00:00	Germany	Retail Sales (YoY)		1.20%	
	08:00:00	SA	M3 Money Supply (YoY)	May'18	6.39%	
	08:00:00	SA	Private Sector Credit	May'18	5.07%	
	10:00:00	Germany	Unemployment Change	May'18	-11K	
	10:00:00	Germany	Unemployment Rate s.a.	May'18	5.20%	
	10:30:00	UK	Gross Domestic Product (YoY)		1.20%	1.30%
	10:30:00	UK	Gross Domestic Product (QoQ)		0.10%	0.10%
	10:30:00	UK	Total Business Investment (QoQ)		-0.20%	0.40%
	10:30:00	UK	Total Business Investment (YoY)		2%	2%
	10:30:00	UK	Consumer Credit		1.822B	1.387B
	10:30:00	UK	Mortgage Approvals		62.455K	62.528K
	10:30:00	UK	M4 Money Supply (YoY)		1.10%	
	10:30:00	UK	Current Account		-18.443B	-16.438B
	11:00:00	EU	Consumer Price Index (YoY)	May'18	1.90%	
	11:30:00	UK	Net Lending to Individuals (MoM)	May'18 (Rev)	5.7B	2%
	14:00:00	SA	Trade Balance (in Rands)		1.14B	
	14:30:00	US	Personal Consumption Expenditures - Price Index (MoM)	May'18	0.20%	0.10%
	14:30:00	US	Personal Consumption Expenditures - Price Index (YoY)	May'18	0.60%	0.40%
	14:30:00	US	Personal Consumption Expenditures - Price Index (YoY)	May'18	2%	2%

Major Central Banks Rate Decisions			
Central Bank	Next Meeting	Last Change	Current Interest Rate
European Central Bank	26-Jul-18	10-Mar-16	0.00%
Bank of Japan	31-Jul-18	29-Jan-16	-0.10%
Bank of England	02-Aug-18	02-Nov-17	0.50%
Federal Reserve	01-Aug-18	13-Jun-18	2.00%
SARB	19-Jul-18	28-Mar-18	6.50%